



US00D367417S

**United States Patent** [19]  
**Ainscough**

[11] **Patent Number: Des. 367,417**

[45] **Date of Patent: \*\*Feb. 27, 1996**

[54] **PULL**

[75] **Inventor: Frances G. H. Ainscough, McHenry, Ill.**

[73] **Assignee: Newell Operating Company, Freeport, Ill.**

[\*\*] **Term: 14 Years**

[21] **Appl. No.: 25,227**

[22] **Filed: Aug. 3, 1994**

[52] **U.S. Cl. .... D8/318**

[58] **Field of Search ..... D8/300, 305, 315-320;  
16/110 R, 111 R, 125**

[56] **References Cited**

**U.S. PATENT DOCUMENTS**

- D. 186,762 12/1959 Heyer ..... D8/318
- D. 197,959 4/1964 Heyer ..... D8/318

**OTHER PUBLICATIONS**

Phylrich International Cat. 61; ©1965; p. 56C; pull 104/2.  
Acme Hardware Co. Cat. 67-68; ©1965; p. 42; pull 12/510ARN.

*Primary Examiner*—B. J. Bullock  
*Attorney, Agent, or Firm*—Foley & Lardner

[57] **CLAIM**

The ornamental design for a pull, as shown and described.

**DESCRIPTION**

FIG. 1 is a perspective view of a pull showing my new design;  
FIG. 2 is an enlarged top view thereof;  
FIG. 3 is a front view thereof;  
FIG. 4 is a bottom view thereof;  
FIG. 5 is a rear view thereof; and,  
FIG. 6 is a right end view thereof, the left end view being a mirror image.

**1 Claim, 1 Drawing Sheet**

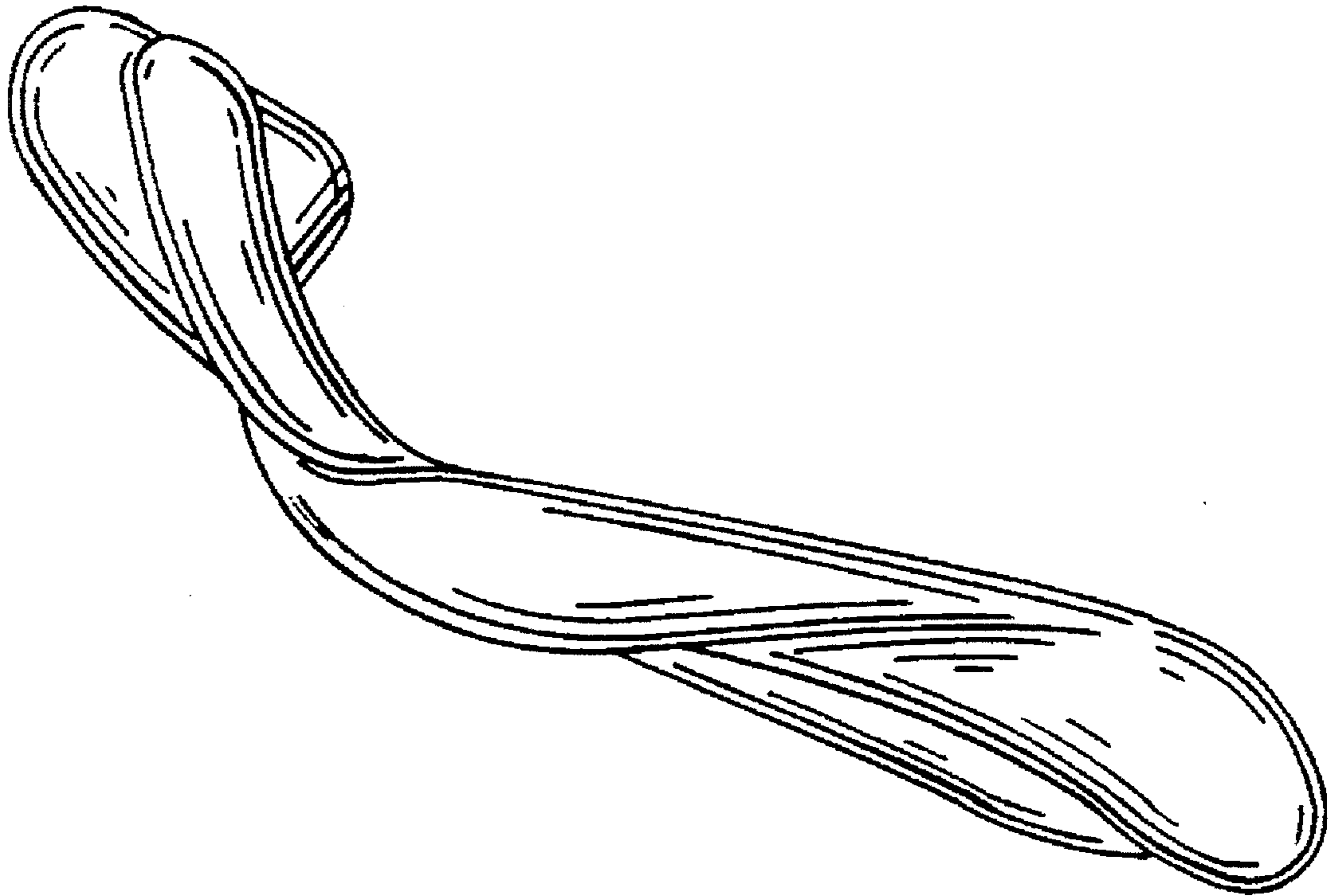


FIG. 1

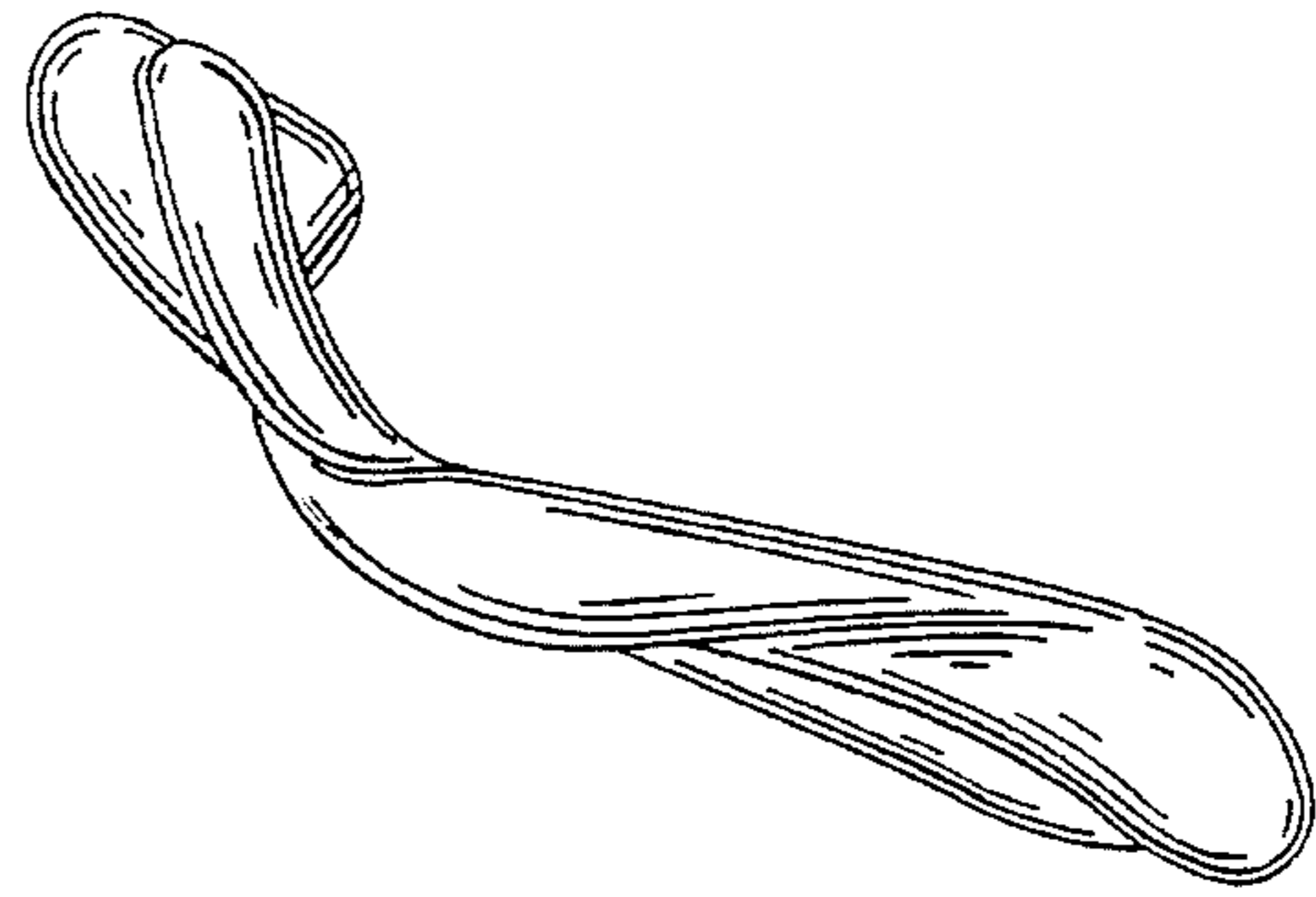


FIG. 2




FIG. 3



FIG. 4



FIG. 6

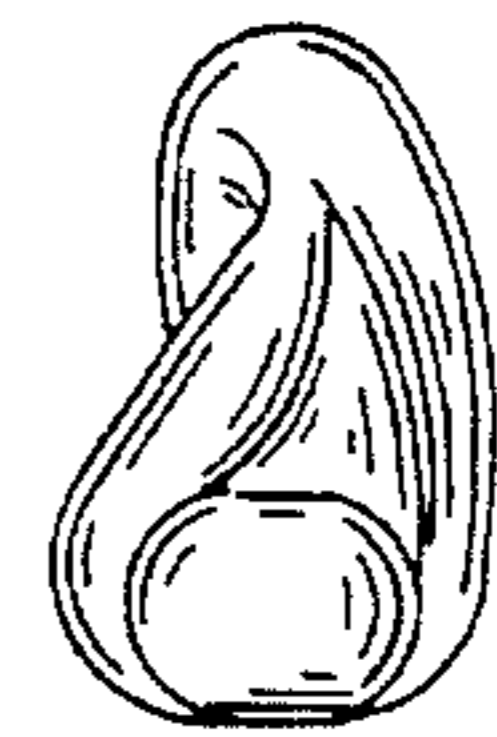


FIG. 5

