



US00D367412S

United States Patent [19]
Baldwin

[11] **Patent Number: Des. 367,412**
[45] **Date of Patent: **Feb. 27, 1996**

[54] **ADJUSTABLE JAW END WRENCH**

FOREIGN PATENT DOCUMENTS

[76] Inventor: **Duane N. Baldwin**, 3515 SW. 104th,
Seattle, Wash. 98146

168217 9/1921 United Kingdom .

[**] Term: **14 Years**

Primary Examiner—Ted Shooman
Assistant Examiner—Richelle Shelton
Attorney, Agent, or Firm—Graybeal Jackson Haley &
Johnson

[21] Appl. No.: **31,619**

[22] Filed: **Dec. 1, 1994**

[57] **CLAIM**

[52] **U.S. Cl.** **D8/22**

The ornamental design for an adjustable jaw end wrench, as shown and described.

[58] **Field of Search** D8/21, 22; 81/98-100,
81/126, 129, 165-170, 172, 129.5, 133

DESCRIPTION

[56] **References Cited**

FIG. 1 is a left side elevational view of an adjustable jaw end wrench showing my new design;
FIG. 2 is a bottom plan view thereof;
FIG. 3 is a top plan view thereof;
FIG. 4 is a front elevational view thereof; and,
FIG. 5 is a rear elevational view thereof.

U.S. PATENT DOCUMENTS

- 1,405,432 2/1922 Peterson .
- 2,646,710 7/1953 Allen .
- 3,541,899 11/1970 Tanner .
- 3,555,939 1/1971 Halls .
- 4,028,970 6/1977 Pelczar .
- 4,512,221 4/1985 Picone .
- 4,838,132 6/1989 Pyles .

1 Claim, 1 Drawing Sheet

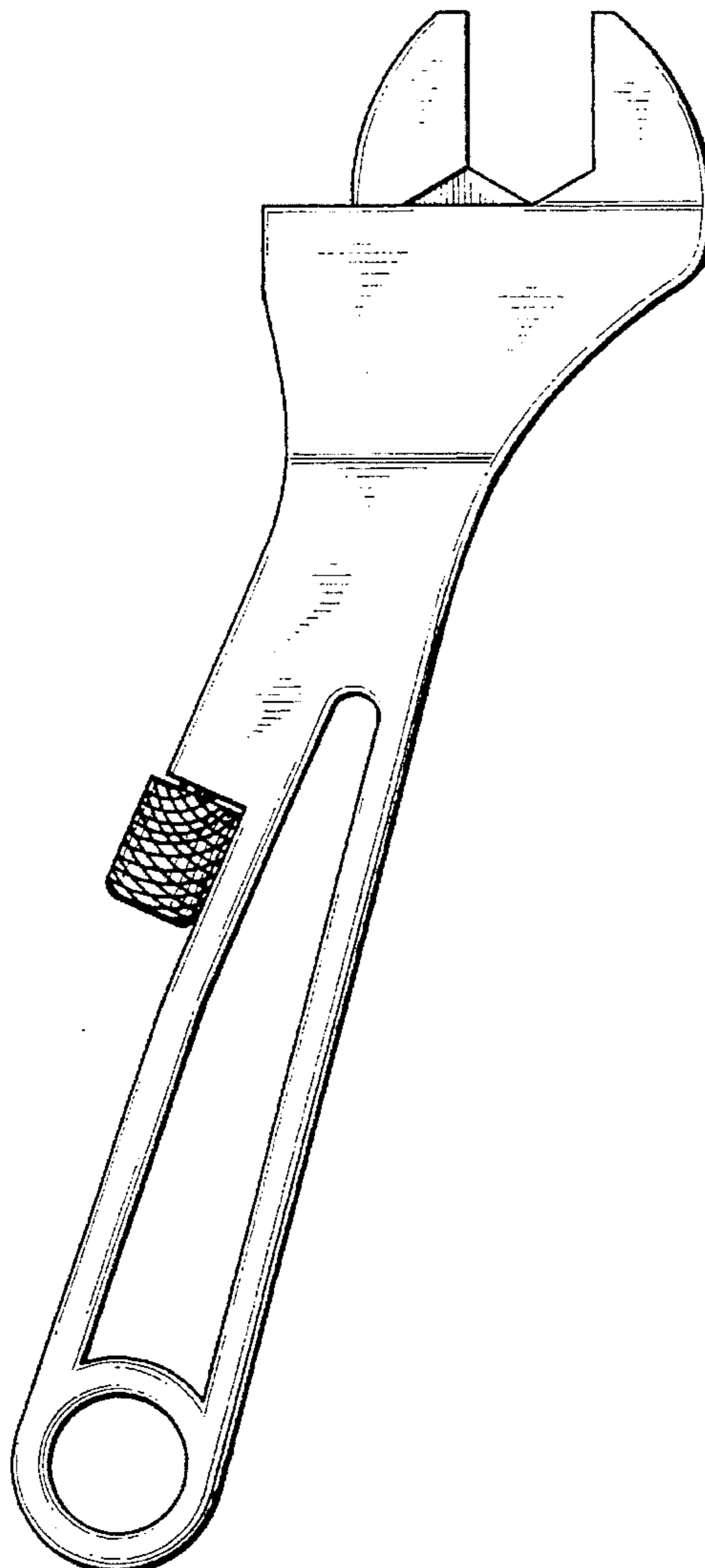


FIG. 4



FIG. 2

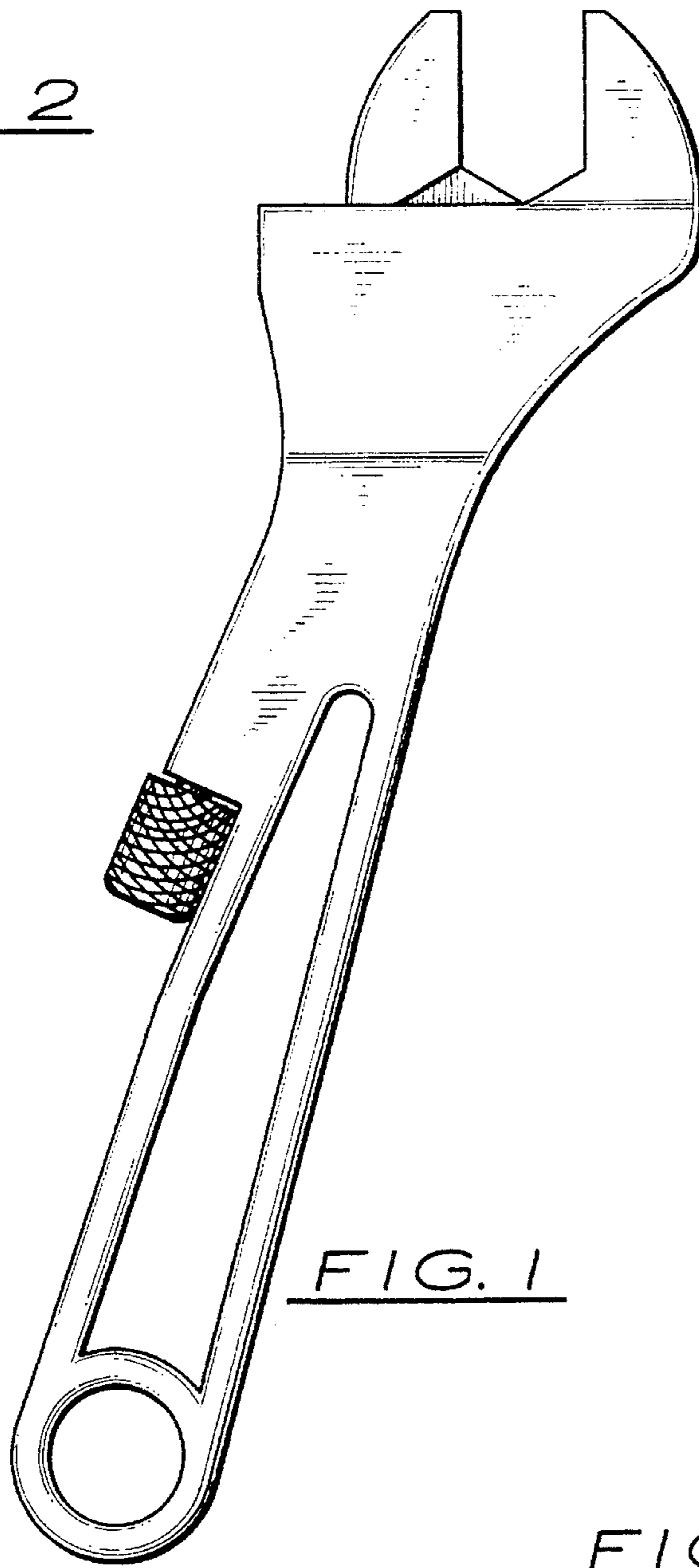
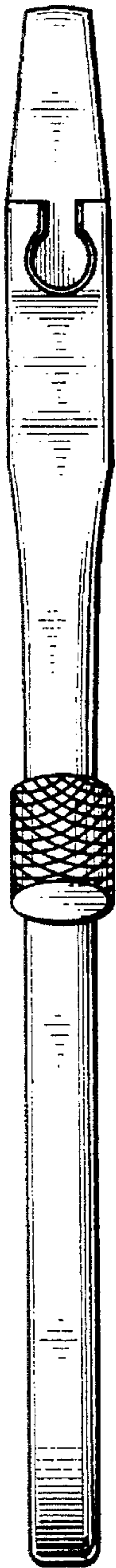


FIG. 1

FIG. 3

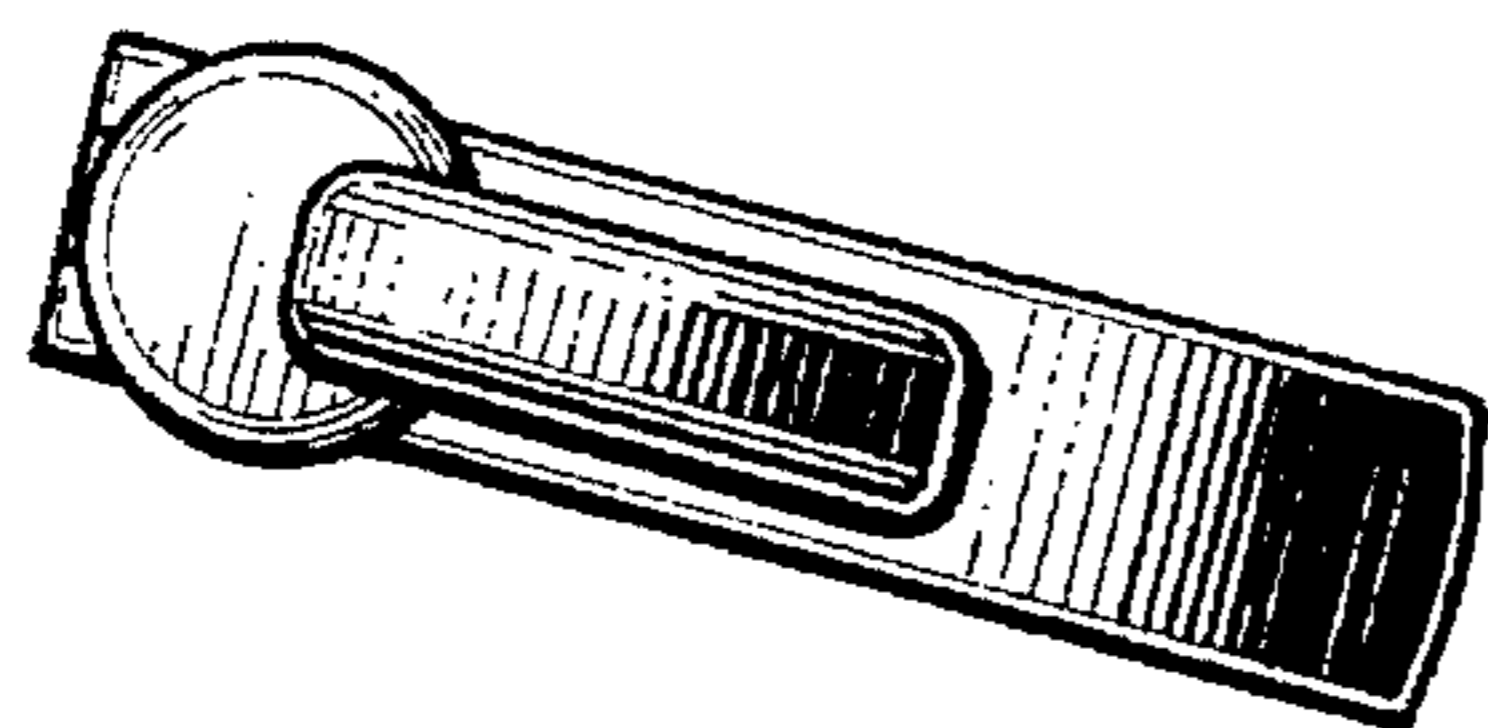


FIG. 5