



US00D367411S

**United States Patent** [19]  
**Davey**

[11] **Patent Number: Des. 367,411**  
[45] **Date of Patent: \*\*Feb. 27, 1996**

[54] **HOOK TOOL FOR SWIMMING POOL SKIMMER**  
[76] Inventor: **Wayne C. Davey**, 4493 Rainbow Vista Dr., Fallbrook, Calif. 92028  
[\*\*] Term: **14 Years**

[21] Appl. No.: **34,343**  
[22] Filed: **Feb. 2, 1995**  
[52] U.S. Cl. .... **D8/14**  
[58] Field of Search ..... **D8/14; 81/488, 81/460; 294/19.1**

[56] **References Cited**  
**U.S. PATENT DOCUMENTS**  
D. 216,946 3/1970 Khan ..... D8/14  
1,223,791 4/1917 Jackson ..... 294/19.1  
3,868,136 2/1975 Schweitzer ..... 294/19.1

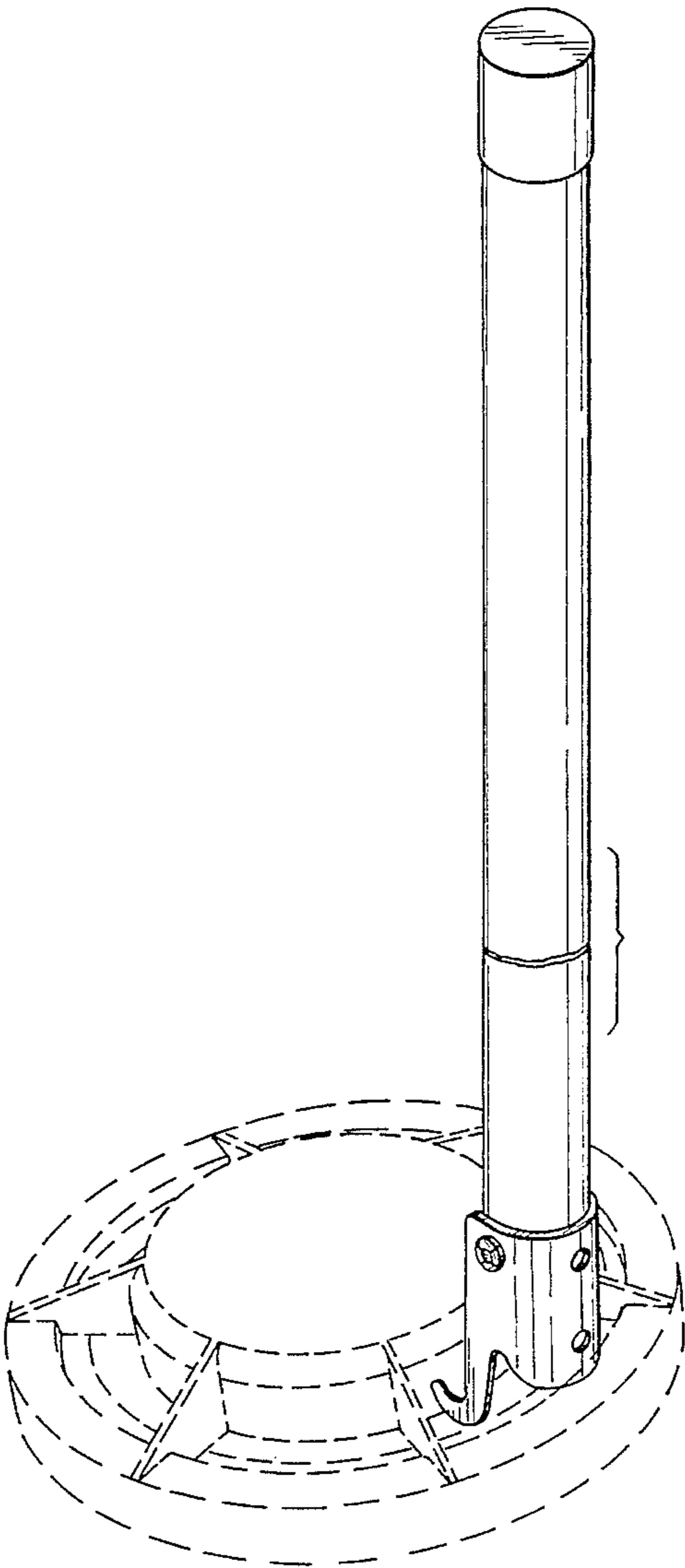
*Primary Examiner*—Ted Shooman  
*Assistant Examiner*—Richelle Shelton

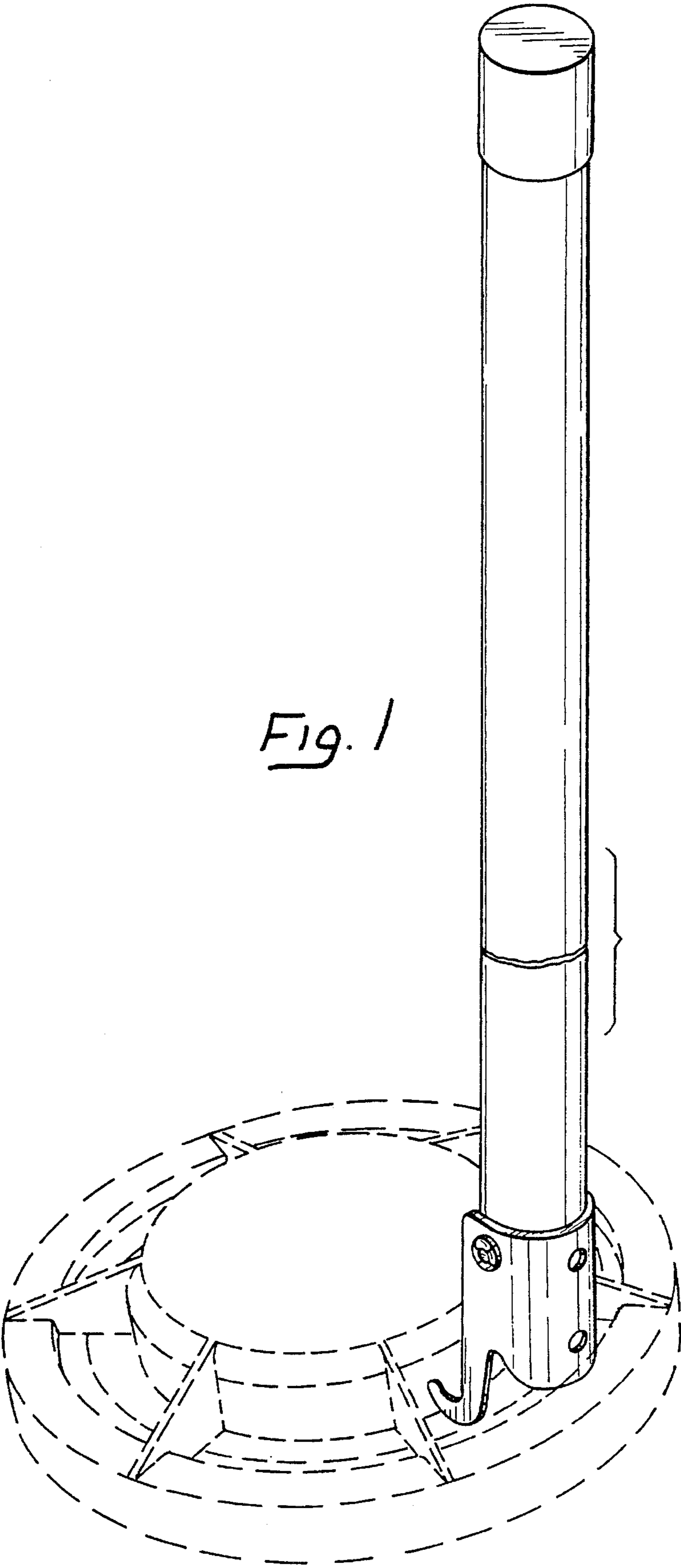
*Attorney, Agent, or Firm*—John T. Matlago

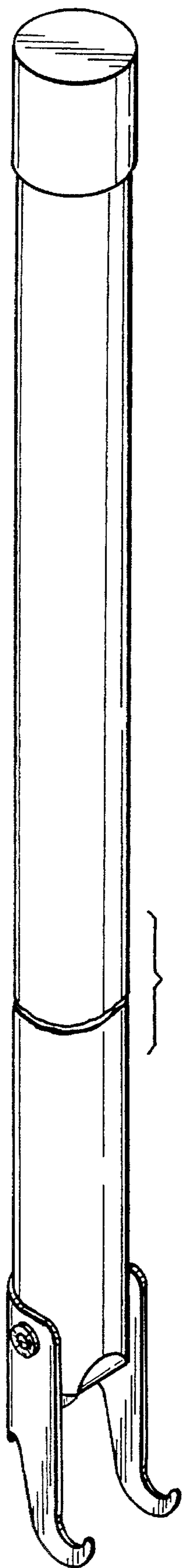
[57] **CLAIM**  
The ornamental design for a hook tool for swimming pool skimmer, as shown and described.

**DESCRIPTION**  
FIG. 1 is a rear, right side perspective view of a hook tool for swimming pool skimmer showing my new design, shown fragmented for indeterminate length;  
FIG. 2 is a left front perspective view thereof;  
FIG. 3 is a left side elevational view thereof;  
FIG. 4 is a rear elevational view thereof;  
FIG. 5 is a top plan view thereof;  
FIG. 6 is a right side elevational view thereof;  
FIG. 7 is a front elevational view thereof; and,  
FIG. 8 is a bottom plan view thereof.  
The broken line illustration in the drawing disclosure forms no part of the claimed design.


**1 Claim, 3 Drawing Sheets**



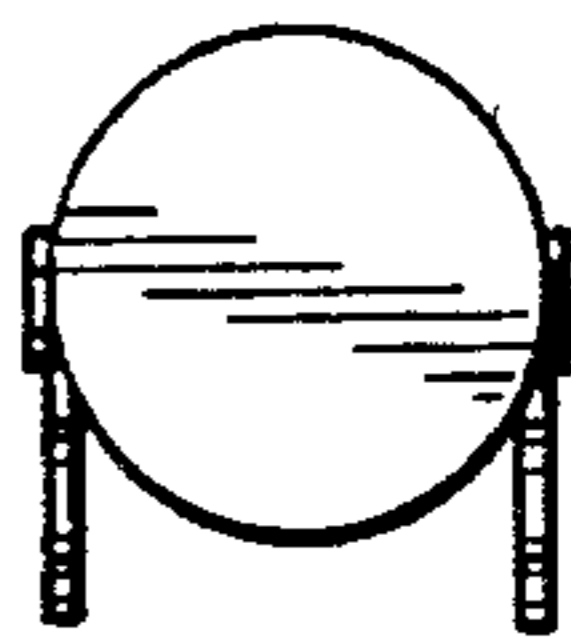





*Fig. 2*



*Fig. 3*



*Fig. 5*



*Fig. 8*

Fig. 4

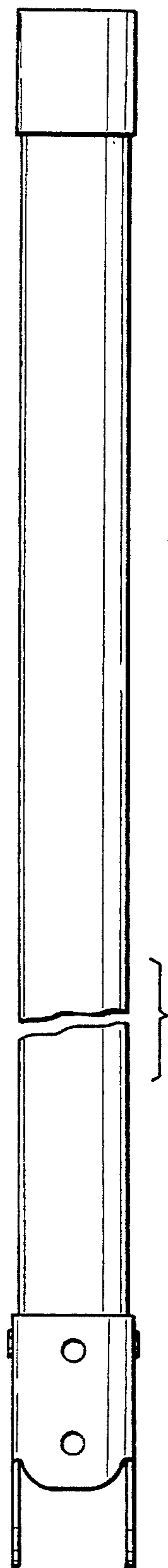


Fig. 6

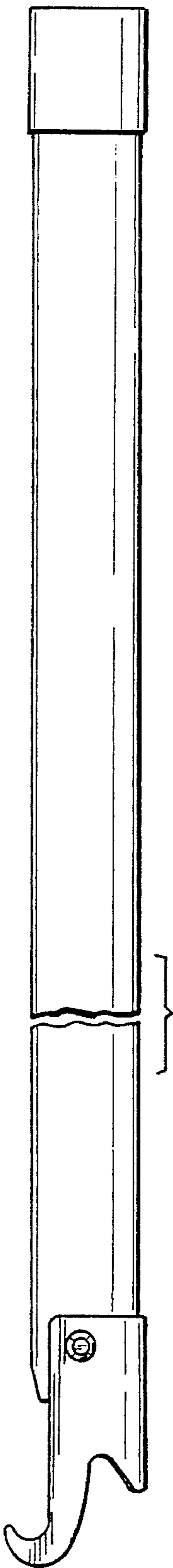


Fig. 7

