



US00D367389S

United States Patent [19]

[11] **Patent Number: Des. 367,389**

Cole et al.

[45] **Date of Patent: **Feb. 27, 1996**

[54] **VENETIAN BLIND HANGER**

2,877,940	3/1959	Pressler	223/88
3,592,431	7/1971	Daidone	.	
4,139,174	2/1979	Olson	.	
4,553,294	11/1985	Larsen	.	
4,667,913	5/1987	Peelle et al.	.	
5,075,935	12/1991	Abdi	.	

[76] Inventors: **Richard D. Cole; Lorraine G. Cole,**
both of 166 New St., Bristol, Conn.
06010

[**] Term: **14 Years**

Primary Examiner—Louis S. Zarfaz
Assistant Examiner—Monica A. Hannon

[21] Appl. No.: **17,691**

[22] Filed: **Jan. 21, 1994**

[57] **CLAIM**

[52] U.S. Cl. **D6/580; D6/577**

The ornamental design for the venetian blind hanger, as shown and described.

[58] **Field of Search** D6/580, 315, 317,
D6/318, 319, 323, 325, 326, 328, 411,
575, 607; D8/373, 394, 395, 396; D32/35,
36, 60, 61, 63, 64, 65, 58, 59; 2/271; 24/501,
505, 507, 509, 511, 536; 140/81.5, 82,
83; 211/119.11, 119.12, 119.13; 223/85,
88, 89, 92, 93, DIG. 2; 248/300, 302, 317

DESCRIPTION

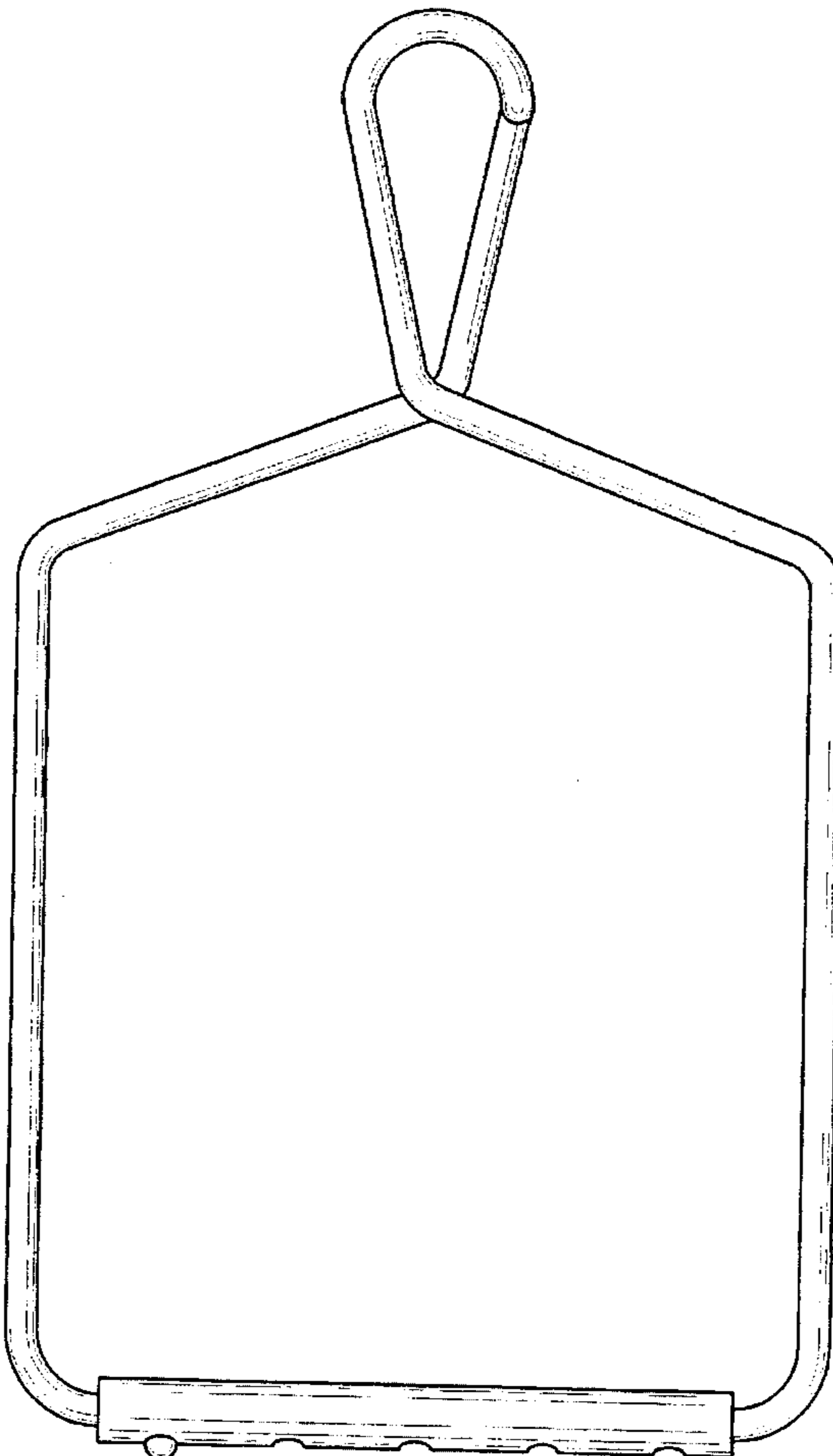
FIG. 1 is a front elevational view of the venetian blind hanger showing my new design;
FIG. 2 is a rear elevational view thereof;
FIG. 3 is a left side elevational view thereof;
FIG. 4 is a right side elevational view thereof;
FIG. 5 is a top plan view thereof;
FIG. 6 is a bottom plan view thereof; and,
FIG. 7 is a front elevational view showing the hook portion of the invention in the open position when the side portions thereof are squeezed together.

[56] **References Cited**

U.S. PATENT DOCUMENTS

D. 15,622	12/1884	Preble	D8/395
25,826	7/1896	Norland	D32/65
1,006,398	10/1911	Mueller et al.	248/317
2,461,149	2/1949	Ericson	D6/319 X
2,472,094	7/1949	Cowles	D32/36 X

1 Claim, 4 Drawing Sheets






FIG. 1

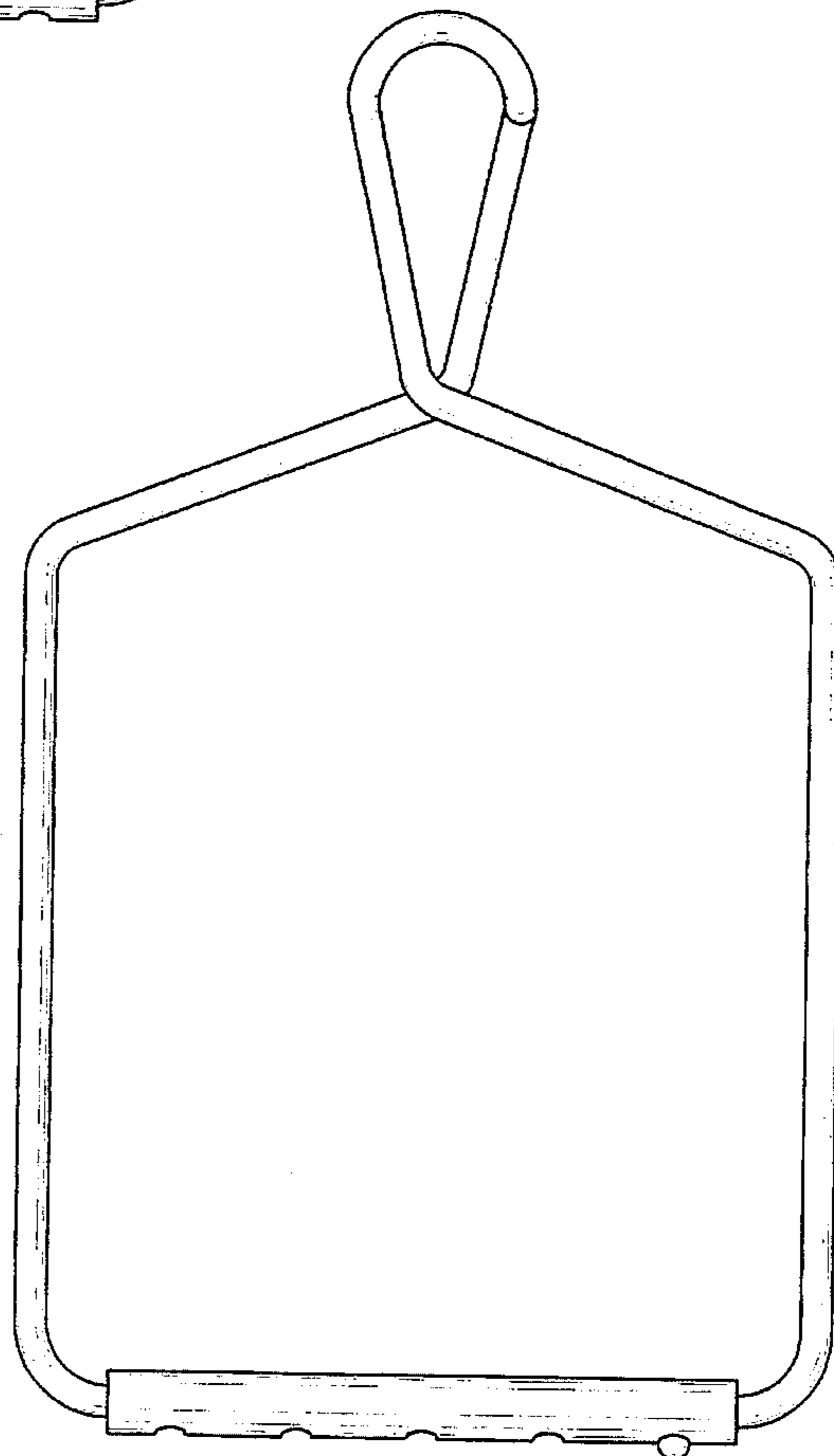


FIG. 2

FIG. 3




FIG. 4



FIG. 5




FIG. 6



FIG. 7

