



US00D367372S

**United States Patent** [19]

[11] **Patent Number: Des. 367,372**

**Eng et al.**

[45] **Date of Patent: \*\*Feb. 27, 1996**

[54] **DISPLAY STAND**

[75] Inventors: **Rolf Eng**, Västra Frölunda; **Evert Eklind**, Mariestad, both of Sweden

[73] Assignee: **Rolf Eng Design AB**, Vastra Frolunda, Sweden

[\*\*] Term: **14 Years**

[21] Appl. No.: **36,476**

[22] Filed: **Mar. 21, 1995**

[52] U.S. Cl. .... **D6/396**

[58] **Field of Search** ..... D6/396, 397, 410, D6/411, 414, 445; 108/1, 6, 8; 211/70.1, 97, 98, 99, 100, 102, 103; 248/160, 186, 518, 519, 599; D20/10

[56] **References Cited**

**U.S. PATENT DOCUMENTS**

D. 323,080	1/1992	Allen .....	D6/396
D. 326,963	6/1992	Harrelson et al. ....	D6/396
D. 360,764	8/1995	Collins .....	D6/396

*Primary Examiner*—A. Hugo Word  
*Assistant Examiner*—Marcus Jackson  
*Attorney, Agent, or Firm*—Davis, Bujold & Streck

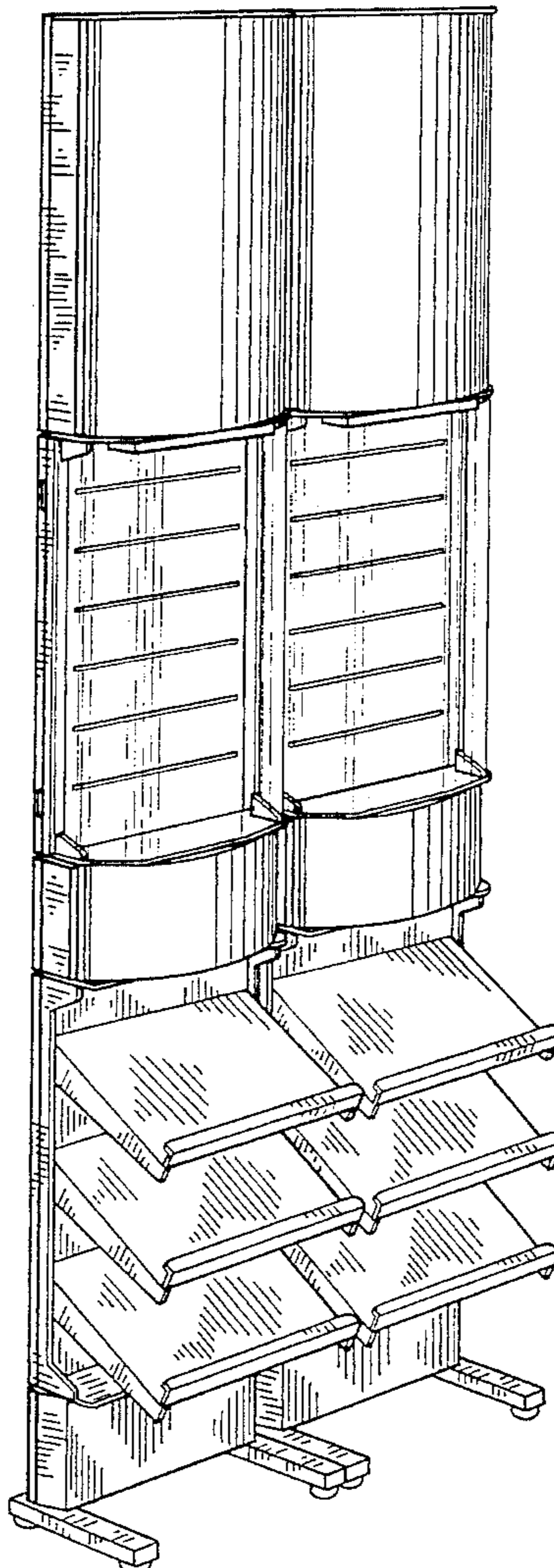
[57] **CLAIM**

The ornamental design for a display stand, as shown and described.

**DESCRIPTION**

FIG. 1 is a front perspective view seen from one side of a display stand forming a part of my new design;  
FIG. 2 is an rear side view of a display stand as shown in FIG. 1;  
FIG. 3 is a side elevational view from the left of a display stand as shown in FIG. 1, with the opposite side being a mirror image;  
FIG. 4 is a front view of a display stand as shown in FIG. 1;  
FIG. 5 is an underneath plan view of a display stand as shown in FIG. 1; and,  
FIG. 6 is a top plan view of a display stand as shown in FIG. 1.

**1 Claim, 5 Drawing Sheets**



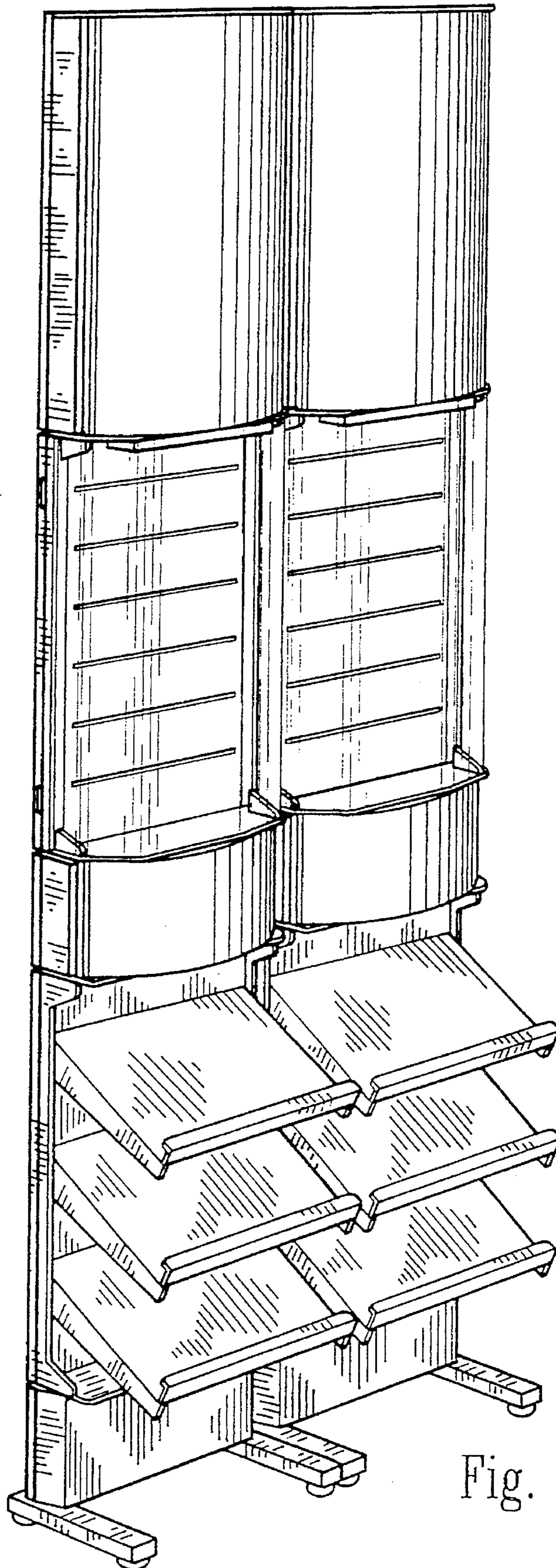


Fig. 1




Fig. 2

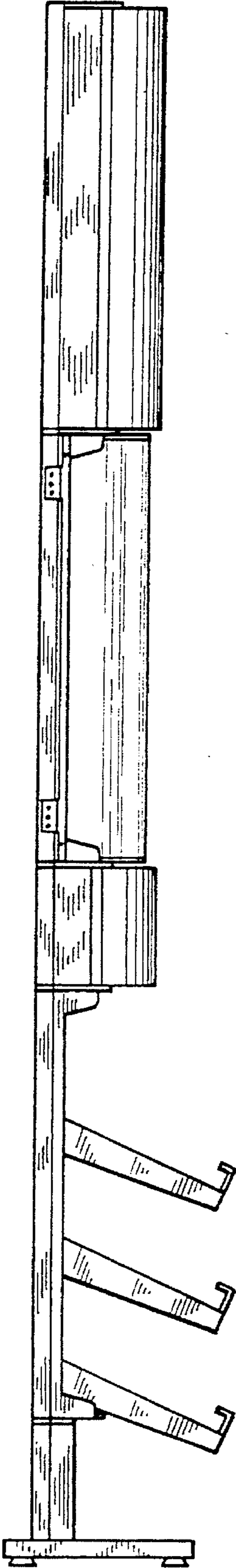


Fig. 3

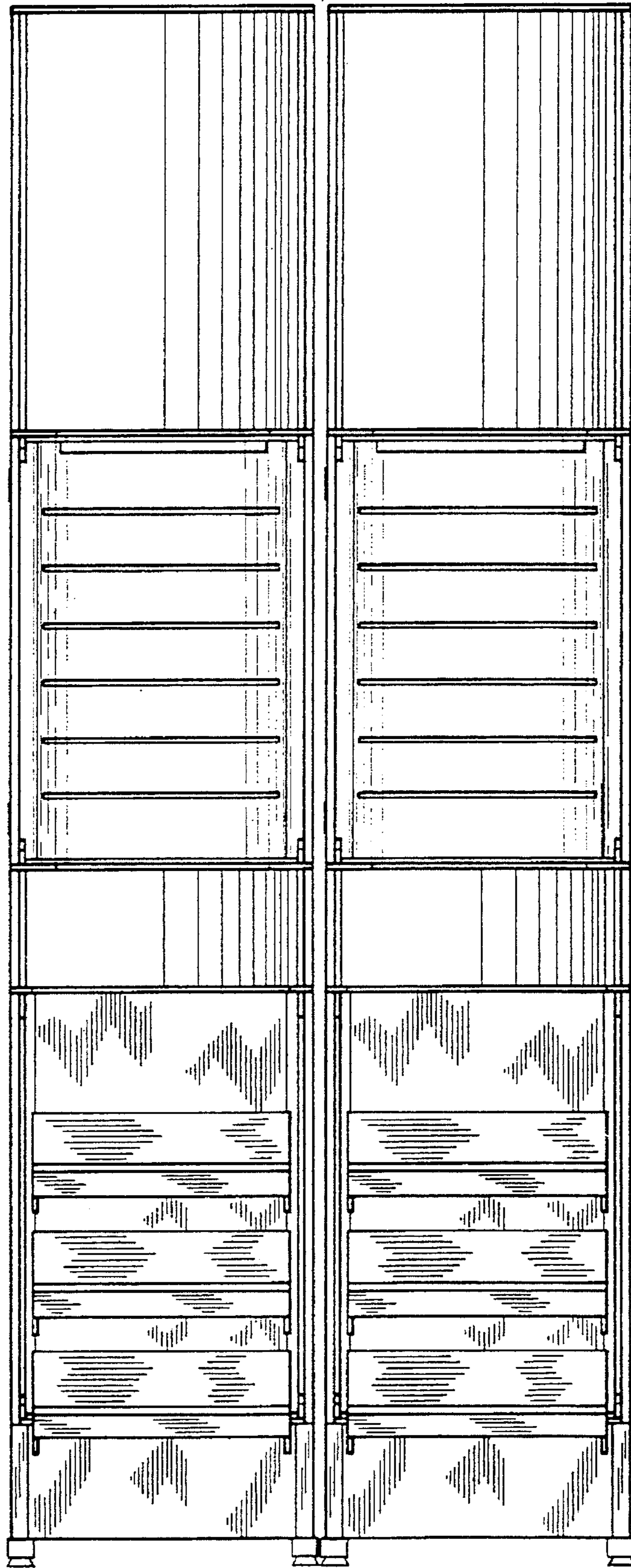


Fig. 4

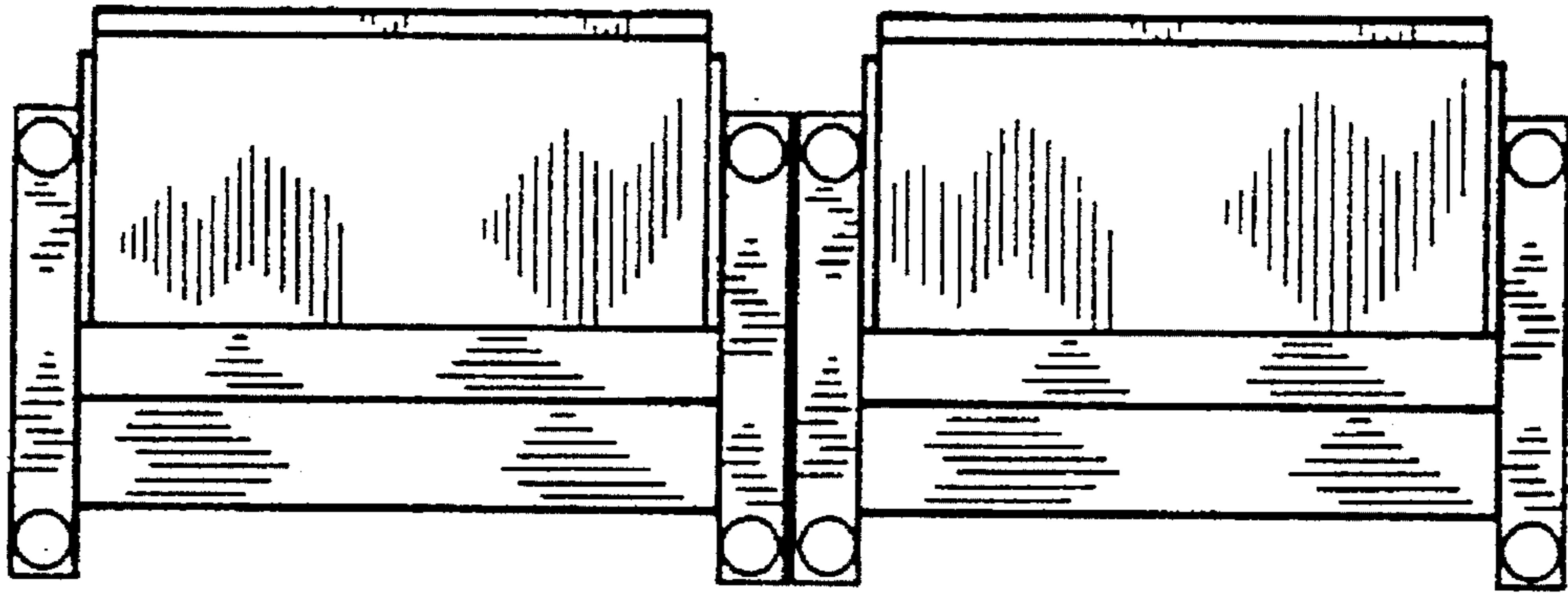


Fig. 5




Fig. 6