



US00D367364S

United States Patent [19]

Lewis

[11] Patent Number: **Des. 367,364**

[45] Date of Patent: ****Feb. 27, 1996**

[54] SEAT

[76] Inventor: **Sally S. Lewis**, 715 N. Canon Dr., Beverly Hills, Calif. 90210

[**] Term: **14 Years**

[21] Appl. No.: **30,260**

[22] Filed: **Oct. 25, 1994**

[52] U.S. Cl. **D6/334; D6/381**

[58] Field of Search **D6/334, 335, 364, D6/371, 373, 381, 500, 501, 502; 297/232, 445, 446**

[56] **References Cited**

U.S. PATENT DOCUMENTS

D. 76,861	11/1928	Faris	D6/381
D. 181,932	1/1958	Lubberts et al.	D6/381
D. 182,655	4/1958	Glass	D6/381
D. 198,451	6/1964	Slosberg	D6/381
D. 248,602	7/1978	Long	D6/381
D. 260,582	9/1981	Lüthy	D6/381
D. 283,275	4/1986	Culler	D6/334 X
D. 318,183	7/1991	Fister, Jr.	D6/334
D. 327,985	7/1992	Harris	D6/381 X

Primary Examiner—Alan P. Douglas
Assistant Examiner—Gary D. Watson
Attorney, Agent, or Firm—Arant, Kleinberg, Lerner & Ram

[57] **CLAIM**

The ornamental design for a seat, as shown and described.

DESCRIPTION

FIG. 1 is a perspective view of a seat showing my new design in the form of a chair;
FIG. 2 is a front view of the chair of FIG. 1;
FIG. 3 is a side view of the chair of FIG. 1;
FIG. 4 is a top view of the chair of FIG. 1;
FIG. 5 is a bottom view of the chair of FIG. 1;
FIG. 6 is a back view of the chair of FIG. 1;
FIG. 7 is a perspective view of a seat showing a second embodiment of my new design in the form of a sofa;
FIG. 8 is a front view of the sofa of FIG. 7;
FIG. 9 is a top view of the sofa of FIG. 7;
FIG. 10 is a bottom view of the sofa of FIG. 7; and,
FIG. 11 is a back view of the sofa of FIG. 7.
The side view of the sofa is identical to the side view of the chair.

1 Claim, 8 Drawing Sheets




FIG. 1




FIG. 2




FIG. 3




FIG. 4

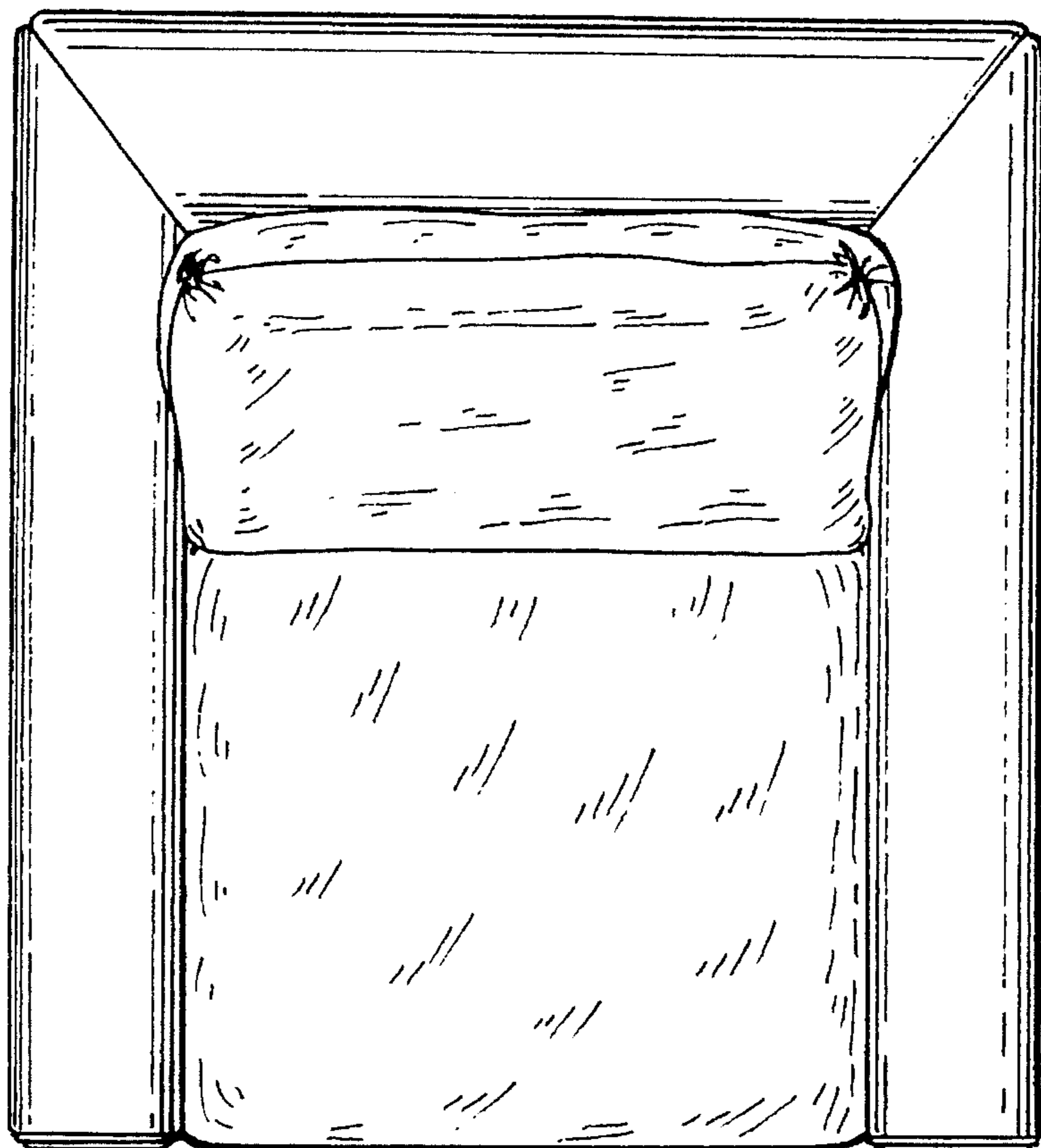


FIG. 5





FIG. 6



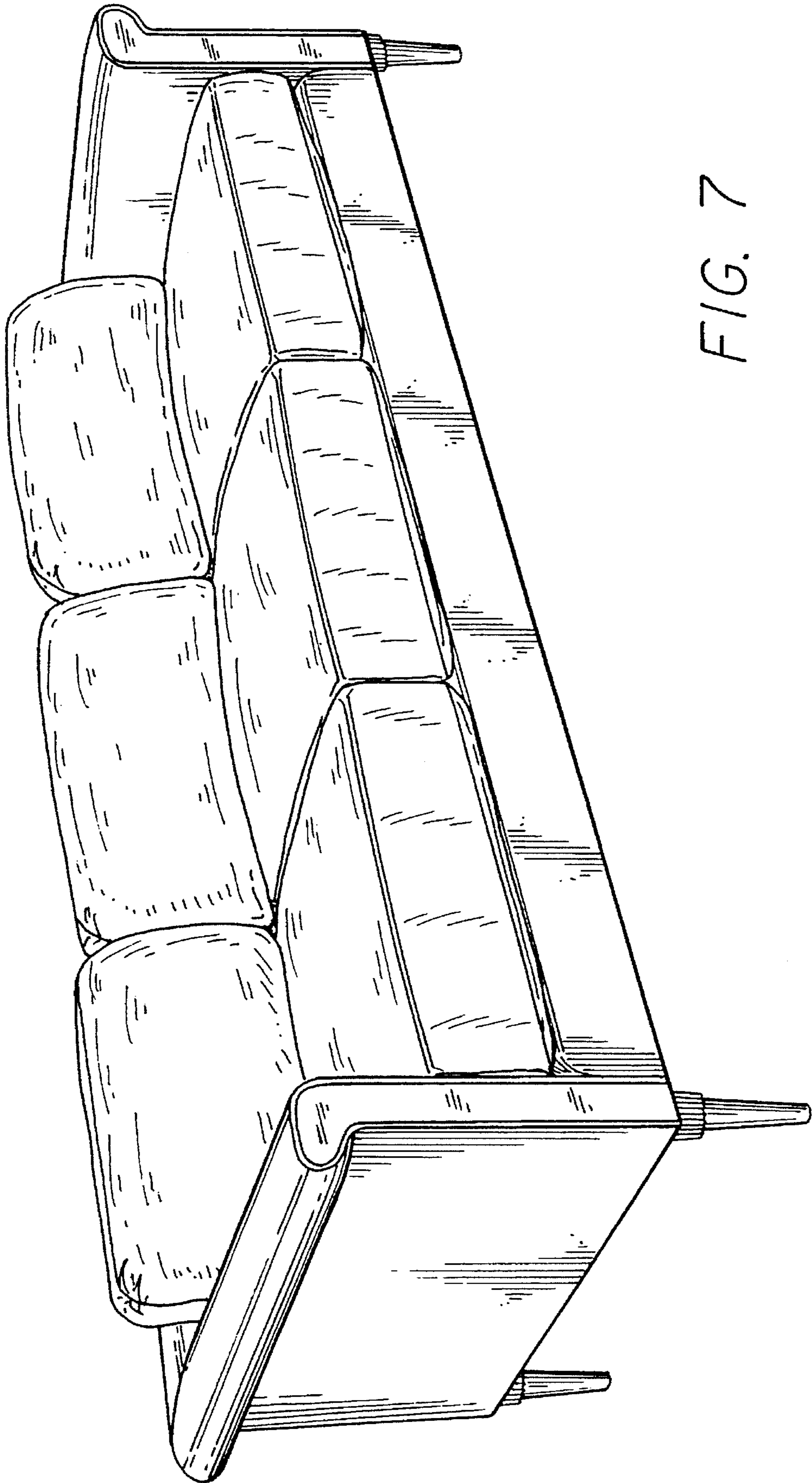


FIG. 7

FIG. 8




FIG. 9

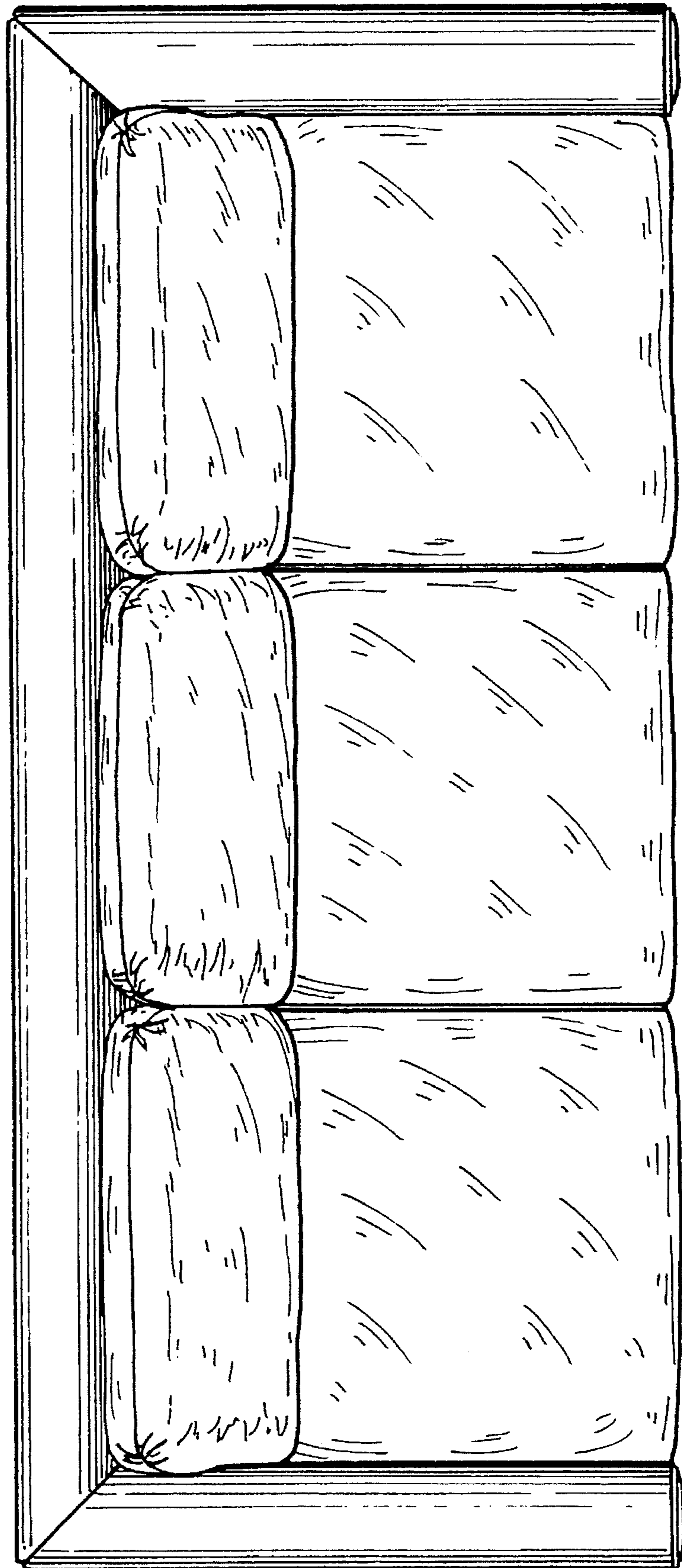


FIG. 10




FIG. 11

