



US00D367357S

United States Patent [19]

[11] Patent Number: **Des. 367,357**

Vincent

[45] Date of Patent: ****Feb. 27, 1996**

[54] **CARRYING CASE FOR BICYCLE EQUIPMENT**

Primary Examiner—Louis S. Zarfes
Assistant Examiner—Catherine R. Oliver

[76] Inventor: **Robert C. Vincent**, 104 Rose Twig La., North Wales, Pa. 19454

[57] **CLAIM**

The ornamental design for the carrying case for bicycle equipment, as shown and described.

[**] Term: **14 Years**

DESCRIPTION

[21] Appl. No.: **19,141**

[22] Filed: **Feb. 24, 1994**

[52] U.S. Cl. **D3/254**

[58] Field of Search D3/254, 261, 270, D3/282; 206/335, 304, 523, 446, 592, 564, 391, 579

FIG. 1 is a front elevational view of the carrying case for bicycle equipment showing my new design;

FIG. 2 is a rear elevational view thereof;

FIG. 3 is a left side elevational view thereof;

FIG. 4 is a right side elevational view thereof;

FIG. 5 is a top plan view thereof;

FIG. 6 is a bottom plan view thereof;

FIG. 7 is a cross-sectional elevational view taken along line 7—7 of FIG. 1; and,

FIG. 8 is a cross-sectional elevational view taken along line 8—8 of FIG. 1.

[56] References Cited

U.S. PATENT DOCUMENTS

D. 341,349	11/1993	Shirowise	D3/273	X
4,378,883	4/1983	Profeta	206/335	
4,792,039	12/1988	Dayton	206/335	X
4,991,715	2/1991	Williams	206/335	

OTHER PUBLICATIONS

LL Bean Spring Sporting, Pathfinder Bike, 1992, p. 78.

1 Claim, 4 Drawing Sheets




FIG. 1

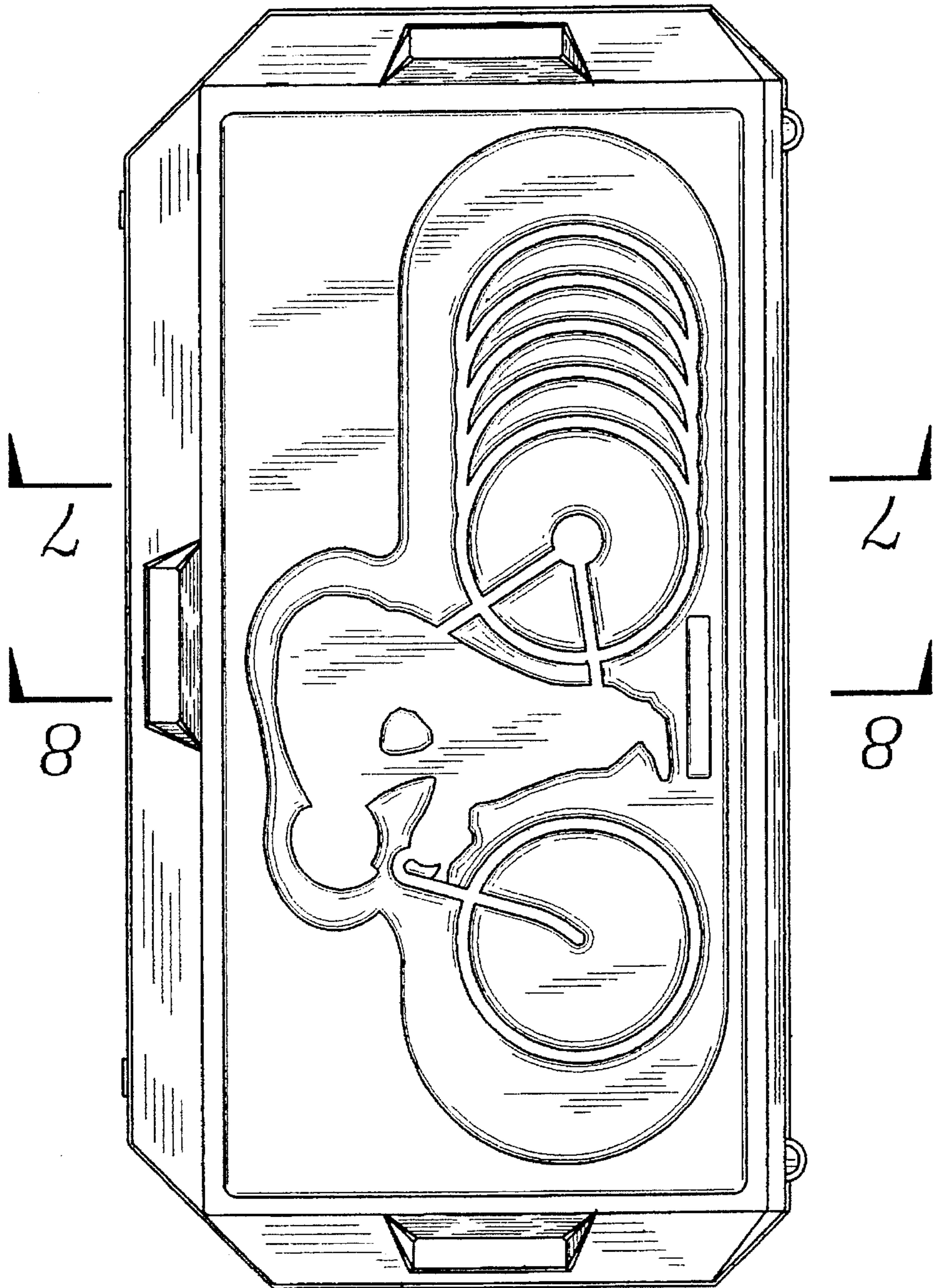


FIG. 2

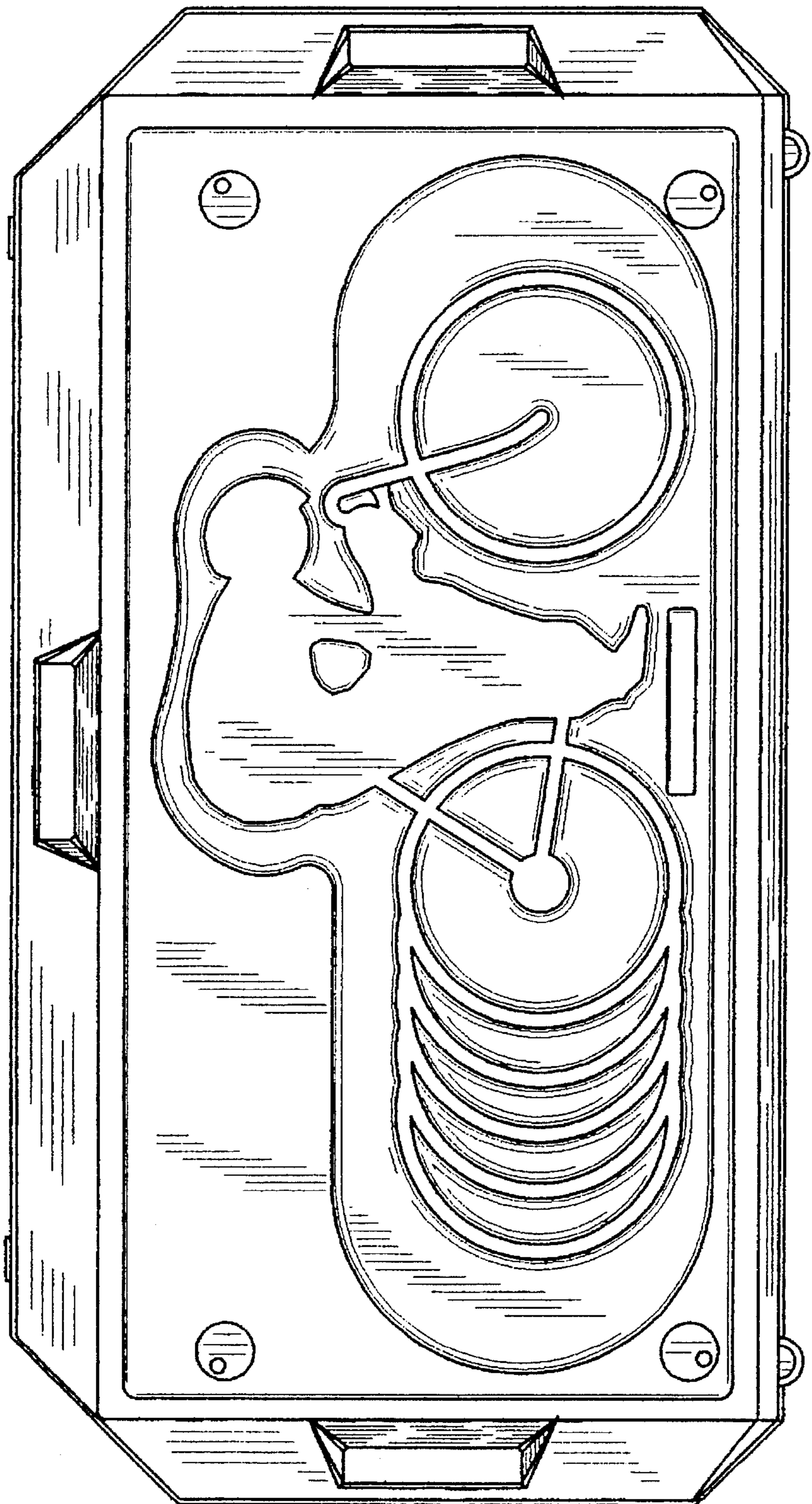


FIG. 3




FIG. 4




FIG. 5



FIG. 6

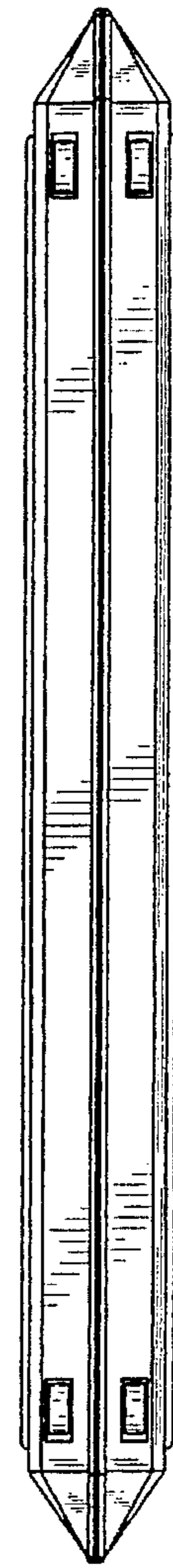


FIG. 7




FIG. 8

