



US00D367356S

United States Patent [19]

[11] Patent Number: **Des. 367,356**

Brown, Jr.

[45] Date of Patent: ****Feb. 27, 1996**

[54] **LEG PACK FOR SUSPENSION FROM A BELT**

[76] Inventor: **Alton T. Brown, Jr.**, 26 W. 97th St., New York, N.Y. 10025

[**] Term: **14 Years**

[21] Appl. No.: **15,709**

[22] Filed: **Nov. 24, 1993**

[52] U.S. Cl. **D3/226**

[58] Field of Search D3/215, 226, 224, D3/222, 225, 251, 228, 230, 253; 224/192, 193, 198, 222, 223, 236, 237, 267, 226, 224, 227, 228, 240

[56] References Cited

U.S. PATENT DOCUMENTS

D. 311,453	10/1990	Rice .	
315,303	4/1885	Lambert .	
D. 319,922	9/1991	Flake .	
D. 332,176	1/1993	Mueller .	
D. 333,570	3/1993	Murray .	
668,466	2/1901	Taylor et al.	224/253
1,416,238	5/1922	Seiler	224/226 X
1,482,130	1/1924	Griest	224/151
2,317,176	4/1943	Byrd	224/226 X
2,819,830	1/1958	Murray	224/238 X
2,832,519	4/1958	Ojala	224/222 X
3,130,883	4/1964	MacKool	224/222 X

3,322,311	5/1967	Homer	224/222
3,363,813	1/1968	Eastman	224/222 X
3,938,720	2/1976	Vela	224/222
3,949,916	4/1976	Yount	224/901 X
4,103,807	8/1978	Lyon et al.	224/222
4,303,187	12/1981	Berman	224/226 X
4,828,154	5/1989	Clifton	224/192 X
4,848,624	7/1989	Clem	224/222
4,917,281	4/1990	Ostermiller	D3/228 X
5,240,156	8/1993	Sicotte et al.	224/224 X

Primary Examiner—Louis S. Zarfes
Assistant Examiner—Catherine R. Oliver
Attorney, Agent, or Firm—Brandon N. Sklar

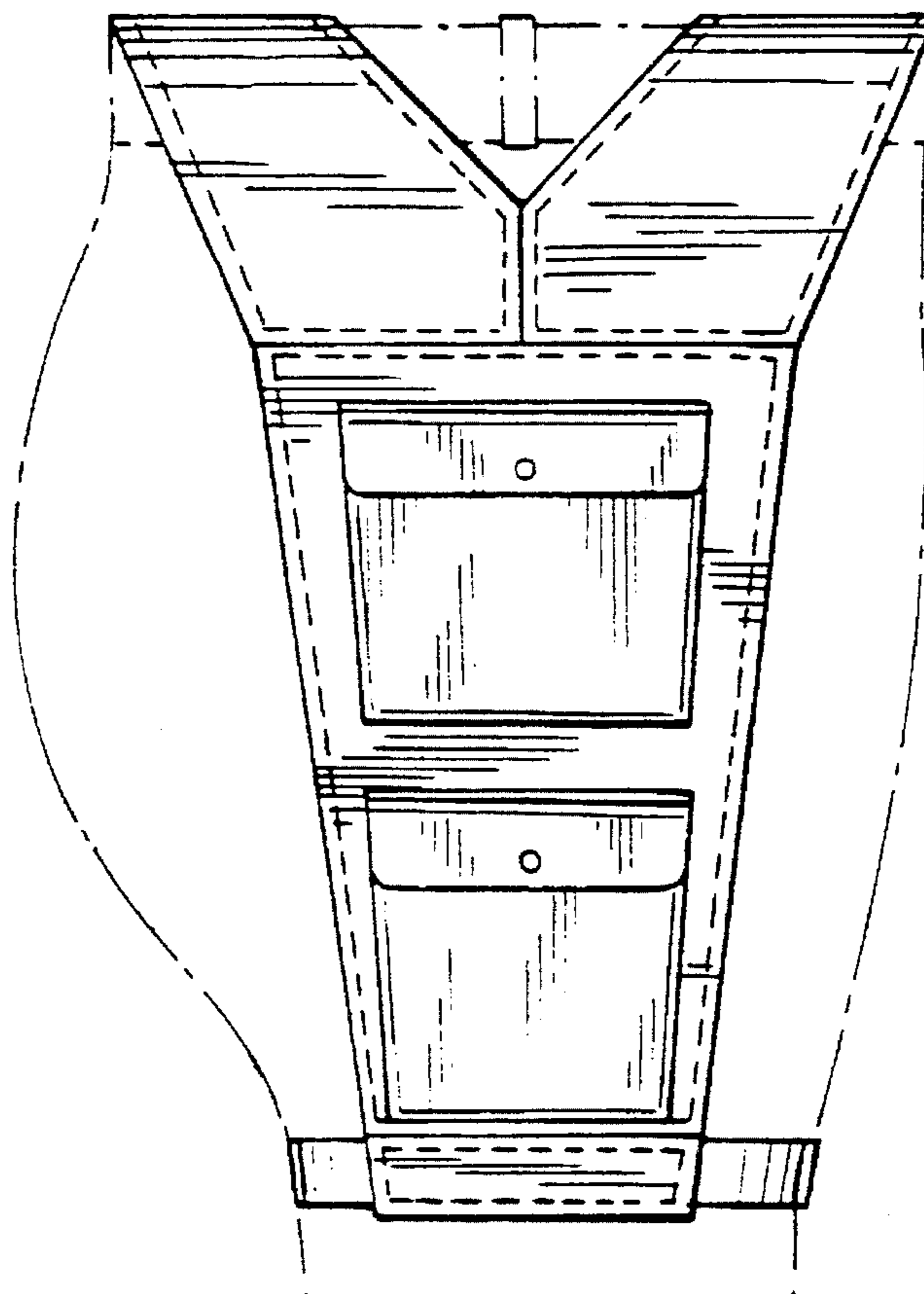
[57] CLAIM

The ornamental design for a leg pack for suspension from a belt, as shown and described.

DESCRIPTION

FIG. 1 is a front plan view of the leg pack for suspension from a belt of my design, as it would be worn by a user, wherein the user's leg and belt is shown in phantom, and the belt is not part of my design;
FIG. 2 is a perspective view thereof;
FIG. 3 is a front plan view thereof;
FIG. 4 is a side plan view thereof;
FIG. 5 is a top plan view thereof; and,
FIG. 6 is a bottom plan view thereof.

1 Claim, 2 Drawing Sheets



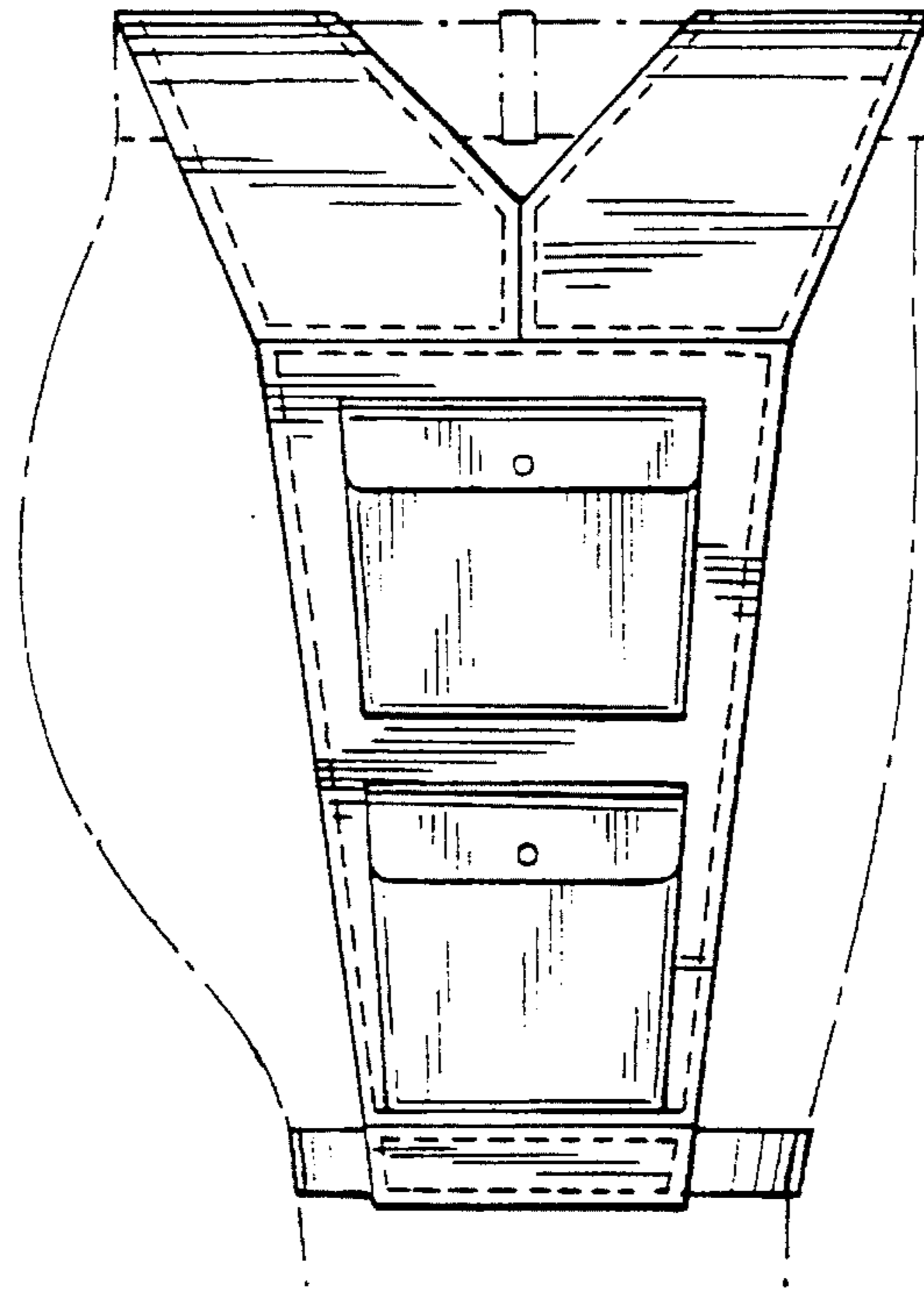


FIG. 1

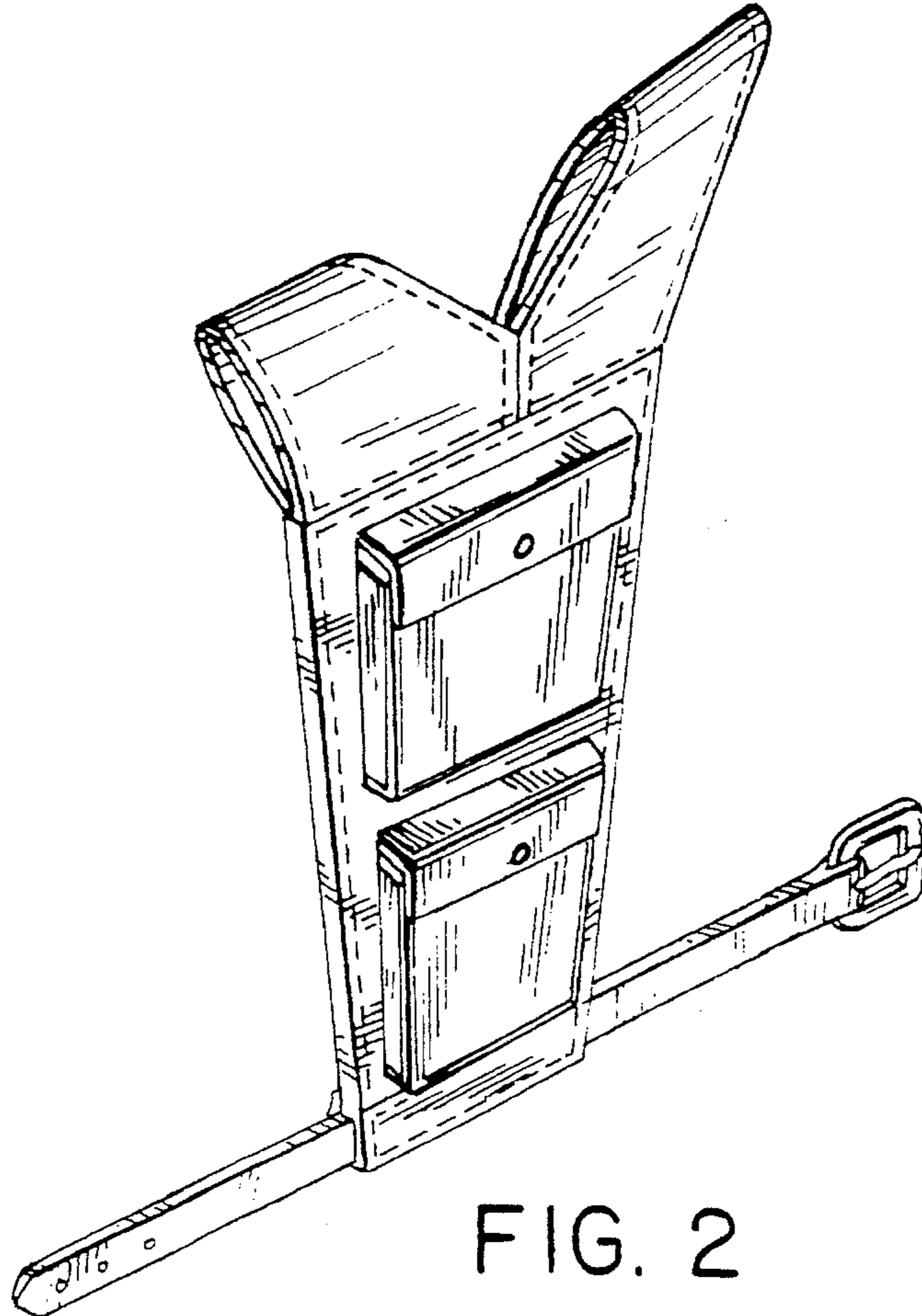


FIG. 2

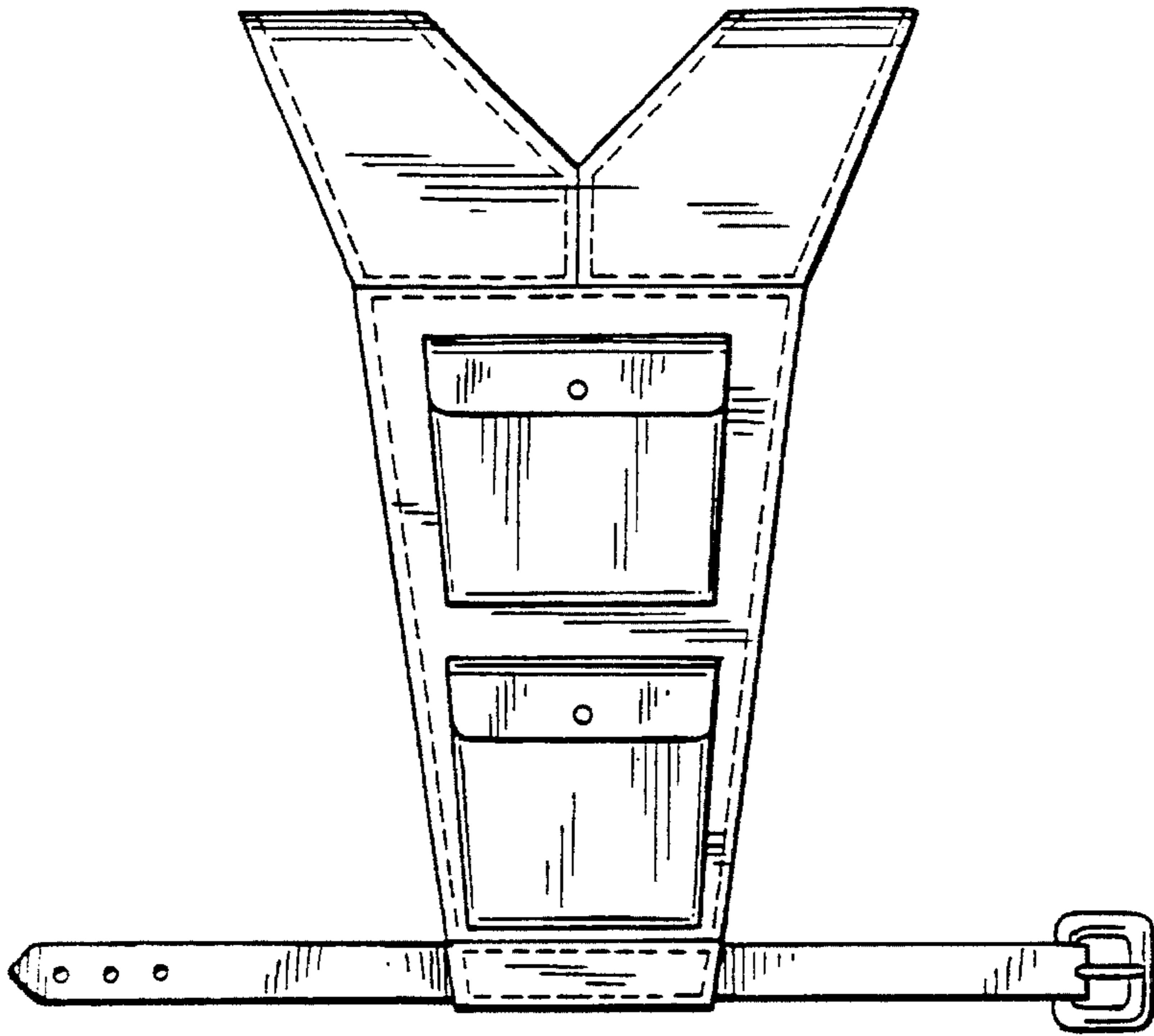


FIG. 3




FIG. 4



FIG. 5




FIG. 6