



US00D367343S

# United States Patent [19]

Wise

[11] Patent Number: **Des. 367,343**

[45] Date of Patent: **\*\*Feb. 20, 1996**

[54] **COMBINED KEY CHAIN AND SCRAPER**

[76] Inventor: **Garry W. Wise**, 1 Hobson Ave., Worcester, Mass. 01603

[\*\*] Term: **14 Years**

[21] Appl. No.: **26,599**

[22] Filed: **Aug. 1, 1994**

[52] U.S. Cl. .... **D32/42; D3/208**

[58] Field of Search ..... D32/40, 41, 42, D32/43, 46, 47, 49, 52, 48; D2/688, 693, 695; 15/121, 232, 236.01, 236.02, 245, 245.1, 236.07, 236.08, 236.09, 236.04; D3/207, 208, 210, 211; D20/12; D18/24, 25, 26, 27; D11/78.1

[56] **References Cited**

**U.S. PATENT DOCUMENTS**

- D. 121,541 7/1940 Lipic, Jr. .... D3/208
- D. 135,753 6/1943 Graeter ..... D11/78.1
- D. 138,424 8/1944 Palliser ..... D11/78.1
- D. 140,669 3/1945 Moore ..... D3/208
- D. 144,839 5/1946 Coles ..... D11/78.1
- D. 161,261 12/1950 Hagen ..... D3/210
- D. 165,043 11/1951 Ankney ..... D3/208 X
- D. 235,976 7/1975 Larvego ..... D11/78.1 X
- D. 290,057 5/1987 Licker ..... D3/211 X
- D. 308,297 6/1990 Romano ..... D3/208

- D. 310,743 9/1990 Riddle ..... D3/211 X
- D. 311,817 11/1990 Bernier ..... D3/62
- D. 323,045 1/1992 Gabler ..... D32/46
- D. 331,301 11/1992 Say, Jr. .... D32/46
- D. 334,264 3/1993 Albanese ..... D32/46
- D. 337,884 8/1993 Dindorf ..... D3/208
- D. 341,716 11/1993 Jeffress ..... D3/211
- D. 353,239 12/1994 Briscoe ..... D32/43 X
- D. 353,261 12/1994 Fort et al. .... D3/211
- 3,664,039 5/1972 Derby ..... 35/19 A

**OTHER PUBLICATIONS**

HongKong Enterprise Catalogue, Jun. 1981, Item #K21.

*Primary Examiner*—A. Hugo Word

*Assistant Examiner*—Cynthia E. Ramirez

[57] **CLAIM**

The ornamental design for the combined key chain and scraper, as shown and described.

**DESCRIPTION**

FIG. 1 is a front elevational view of the combined key chain and scraper showing my new design; FIG. 2 is a rear elevational view thereof; FIG. 3 is a left side elevational view thereof; FIG. 4 is a right side elevational view thereof; FIG. 5 is a top plan view thereof; and, FIG. 6 is a bottom plan view thereof.

**1 Claim, 3 Drawing Sheets**

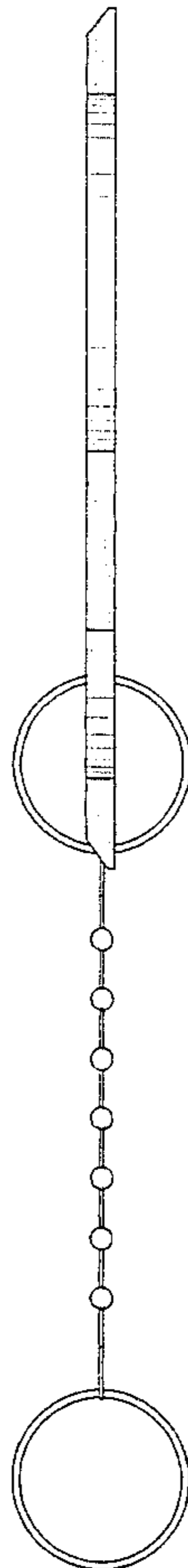
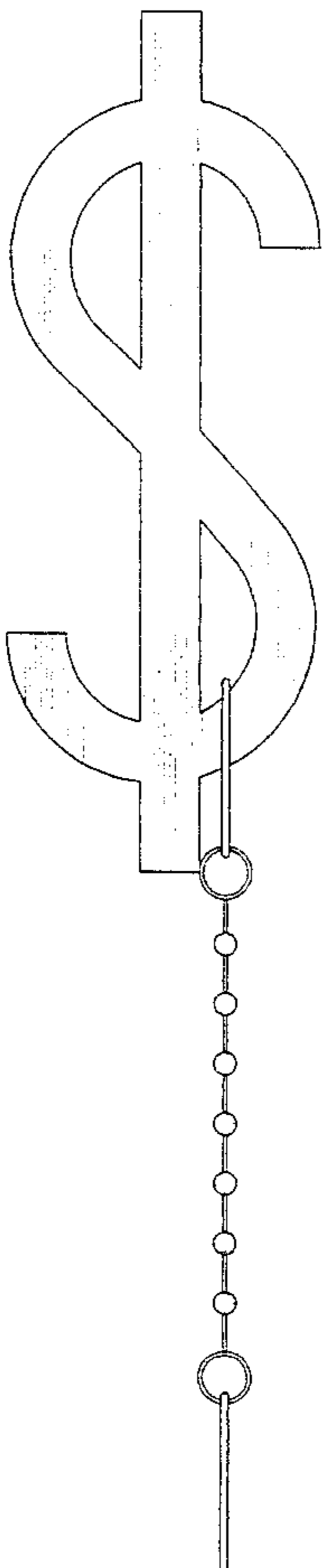


FIG. 1

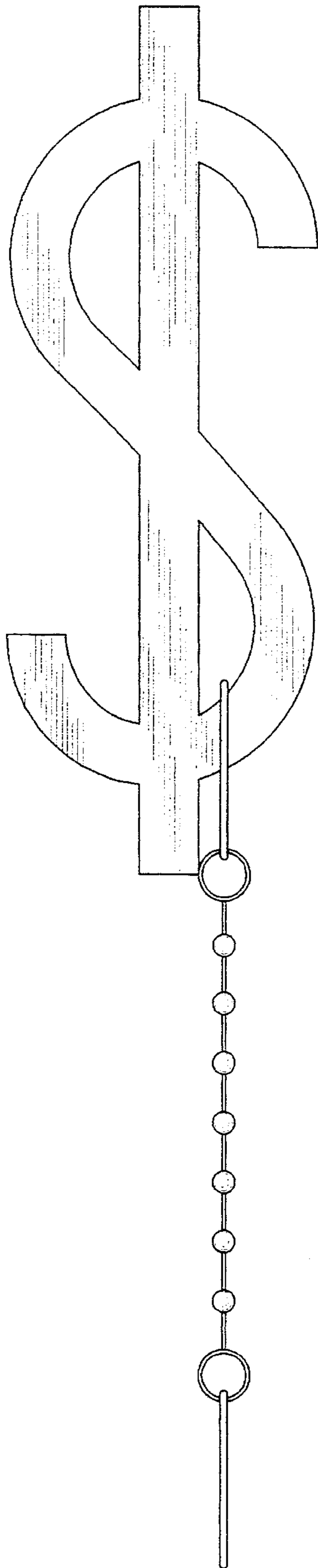


FIG. 2

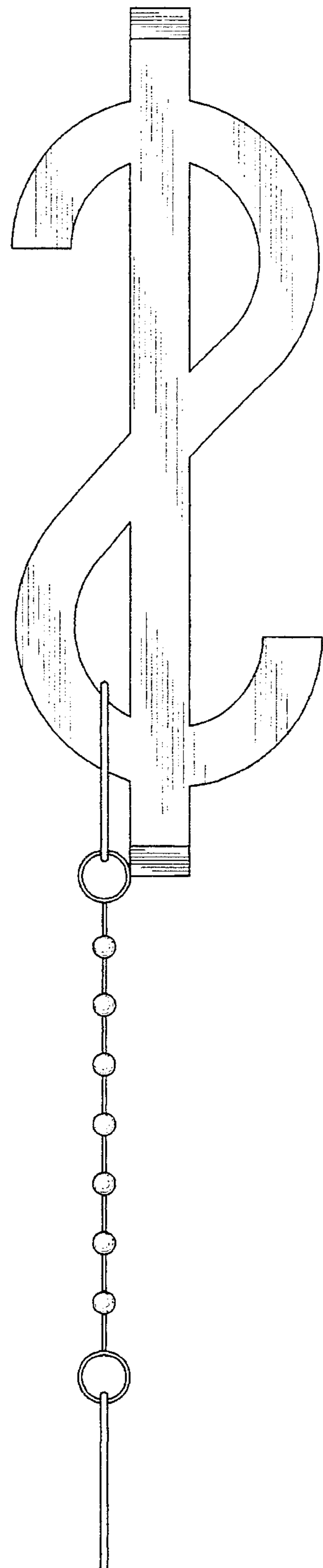


FIG. 3

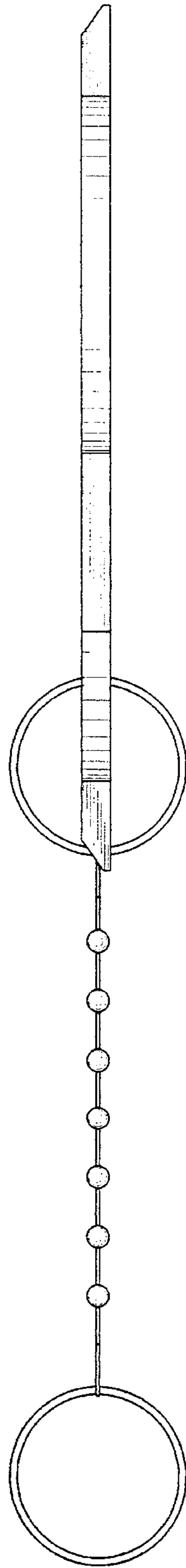
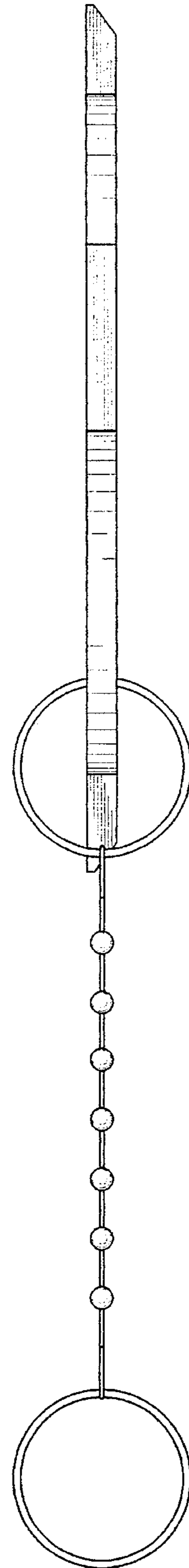
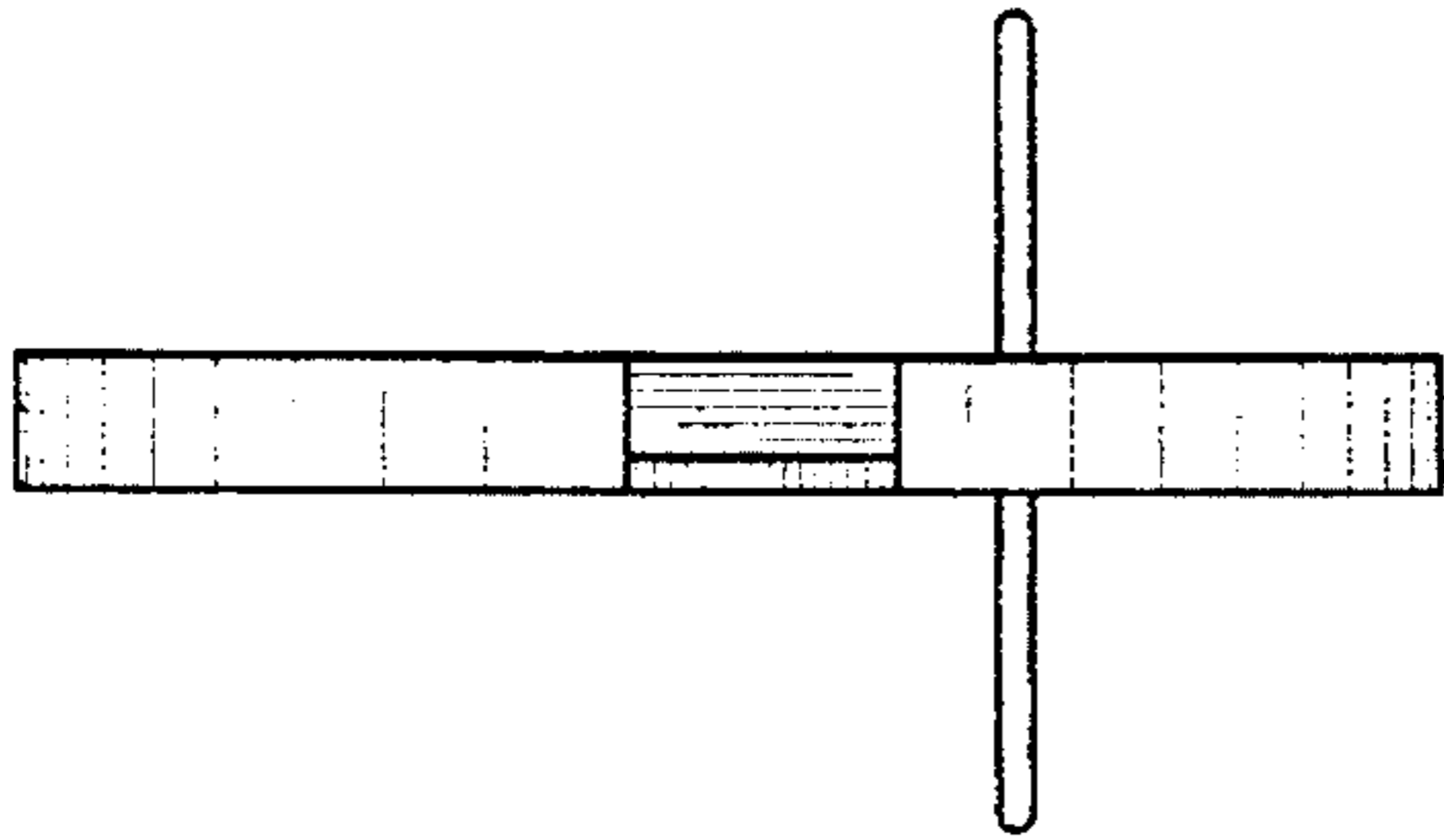


FIG. 4



*FIG. 5*



*FIG. 6*

