



US00D367338S

# United States Patent [19]

Bozak

[11] Patent Number: **Des. 367,338**

[45] Date of Patent: **\*\*Feb. 20, 1996**

[54] HANDLED HAIR LIFT

[75] Inventor: **John A. Bozak**, Brooklyn, N.Y.

[73] Assignee: **Goody Products, Inc.**, Kearny, N.J.

[\*\*] Term: **14 Years**

[21] Appl. No.: **32,883**

[22] Filed: **Dec. 30, 1994**

[52] U.S. Cl. .... **D28/31**

[58] Field of Search ..... D28/21-34; 132/219,  
132/148-150, 158, 159, 161

[56] **References Cited**

**U.S. PATENT DOCUMENTS**

D. 221,114	7/1971	Rogovin .....	D28/31
D. 274,847	7/1984	Allpress .....	D28/21
D. 332,505	1/1993	Ward .....	D28/31
D. 345,440	3/1994	Van Dyk .....	D28/29
D. 345,820	4/1994	Van Dyk .....	D28/28
D. 347,492	5/1994	Kruschke et al. ....	D28/31
D. 348,120	6/1994	Spector et al. ....	D28/30
D. 358,000	5/1995	Molenaar .....	D28/22
946,622	1/1910	Thurman .....	132/150 X
1,845,233	2/1932	Brunner .....	132/148 X
2,694,401	11/1954	Francis .....	132/116
4,345,608	8/1982	Cavaoli et al. ....	D28/31 X

**FOREIGN PATENT DOCUMENTS**

826489	1/1952	Germany .....	132/149
711639	7/1954	United Kingdom .....	132/147

**OTHER PUBLICATIONS**

Hong Kong Enterprise Oct. 1982, p. 57: Item #6053.  
1994 Goody Product Catalog—pp. 42 and 43.

*Primary Examiner*—Prabhakar G. Deshmukh  
*Assistant Examiner*—C. Tuttle  
*Attorney, Agent, or Firm*—Foley & Lardner

[57] **CLAIM**

The ornamental design for a handled hair lift, as shown and described.

**DESCRIPTION**

FIG. 1 is a top perspective view of a handled hair lift showing my new design;  
 FIG. 2 is a front elevational view thereof, the rear side elevational view being a mirror image of the front view shown;  
 FIG. 3 is a left side elevational view thereof;  
 FIG. 4 is a right side elevational view thereof;  
 FIG. 5 is a top plan view thereof;  
 FIG. 6 is a bottom plan view thereof;  
 FIG. 7 is a top perspective view of a second modified embodiment, the undisclosed sides being identical to the first disclosed embodiment except for the absence of oval convexities; and,  
 FIG. 8 is a front elevational view of a third modified embodiment, the rear view being a mirror image of the side shown. The undisclosed sides of FIG. 8 are identical to the first disclosed embodiment except for the appearance of the pattern on the comb teeth.

**1 Claim, 3 Drawing Sheets**

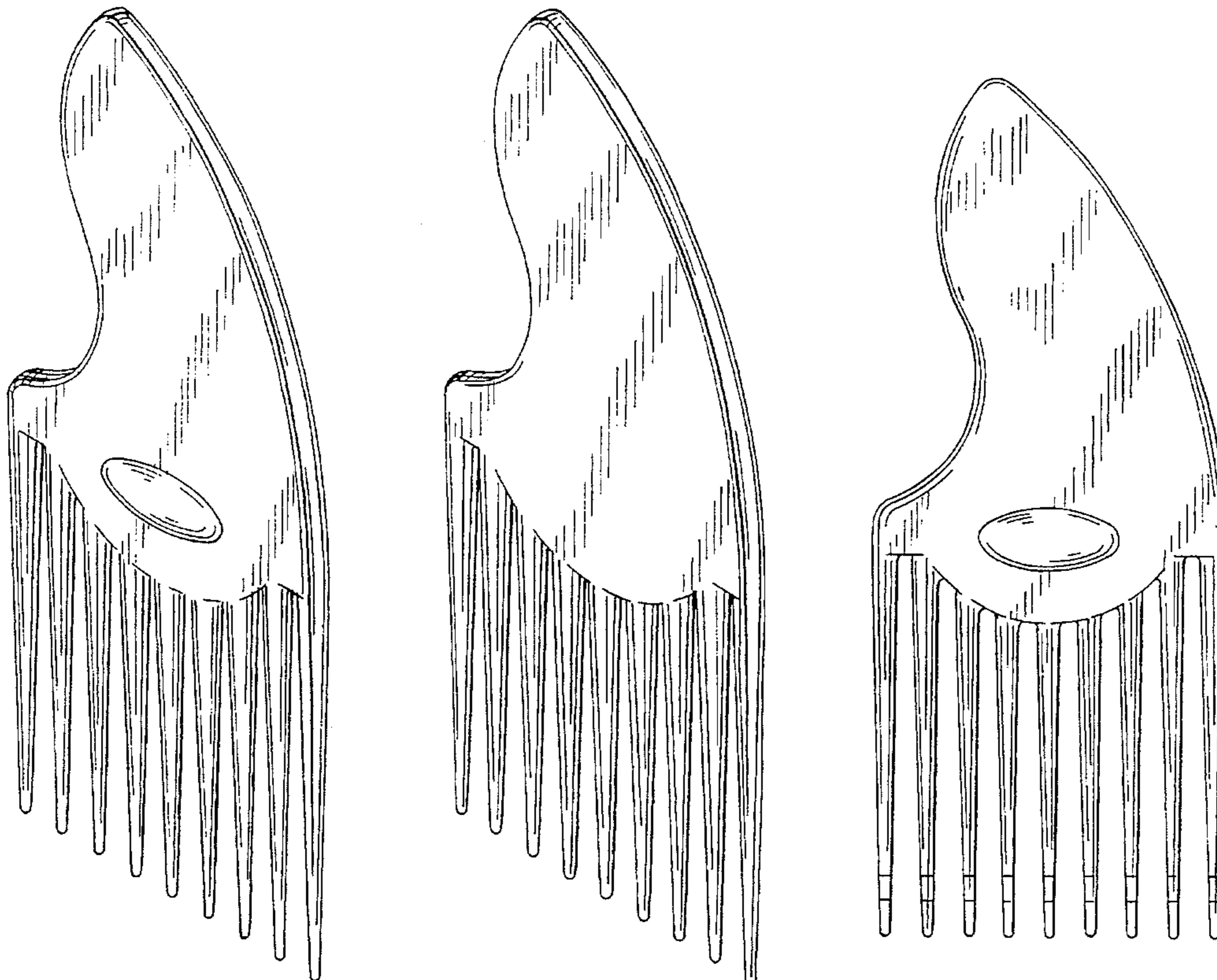


FIG. 1

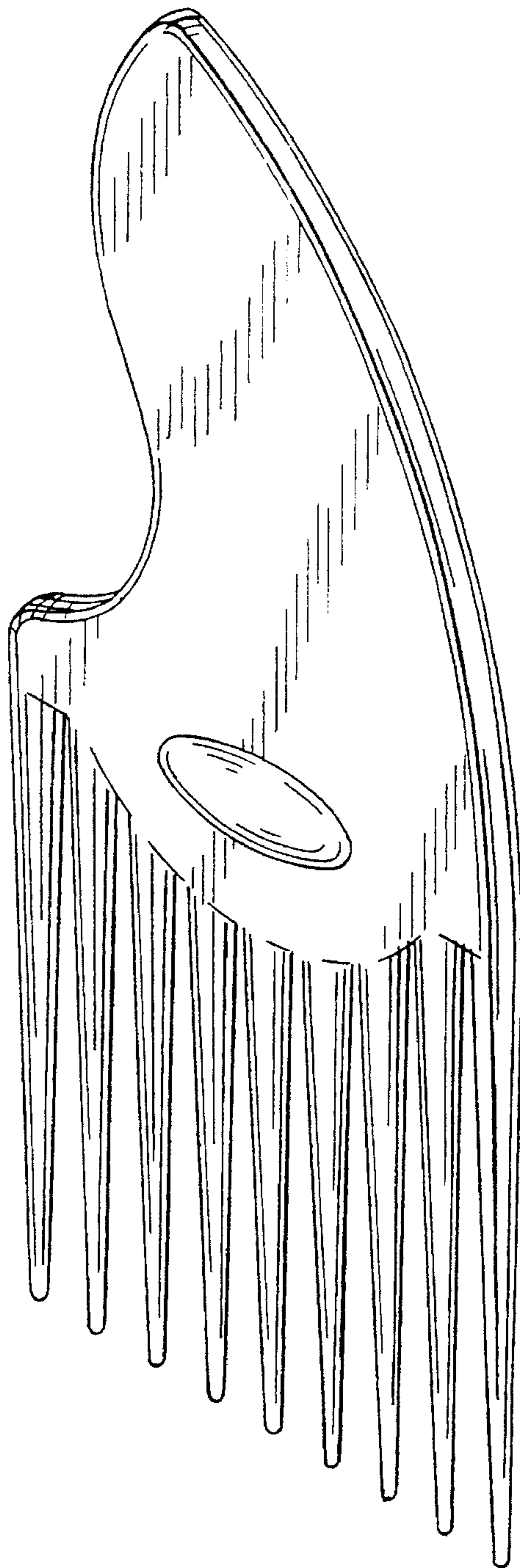
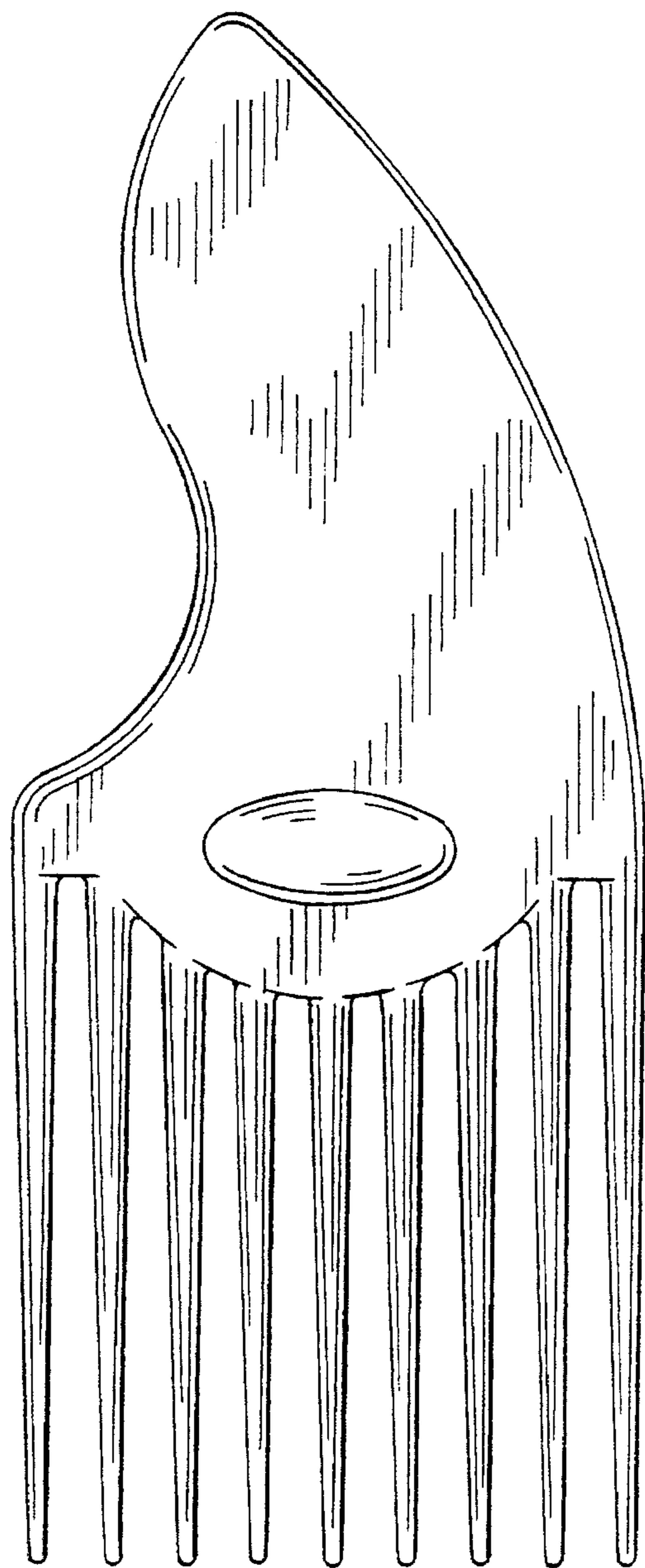


FIG. 2



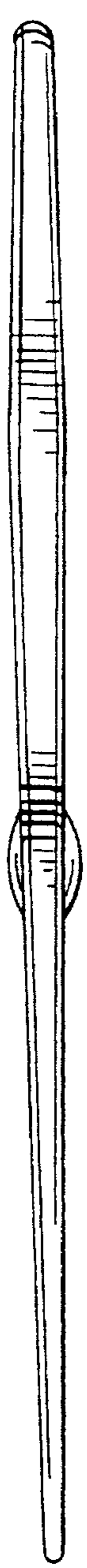


FIG. 3

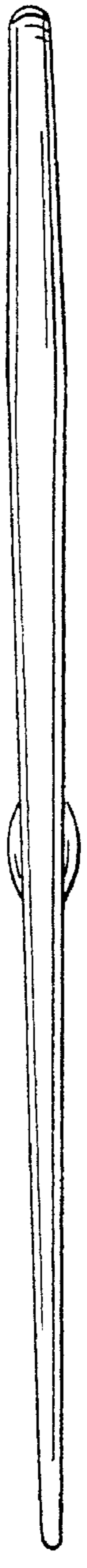


FIG. 4




FIG. 5



FIG. 6

FIG. 7

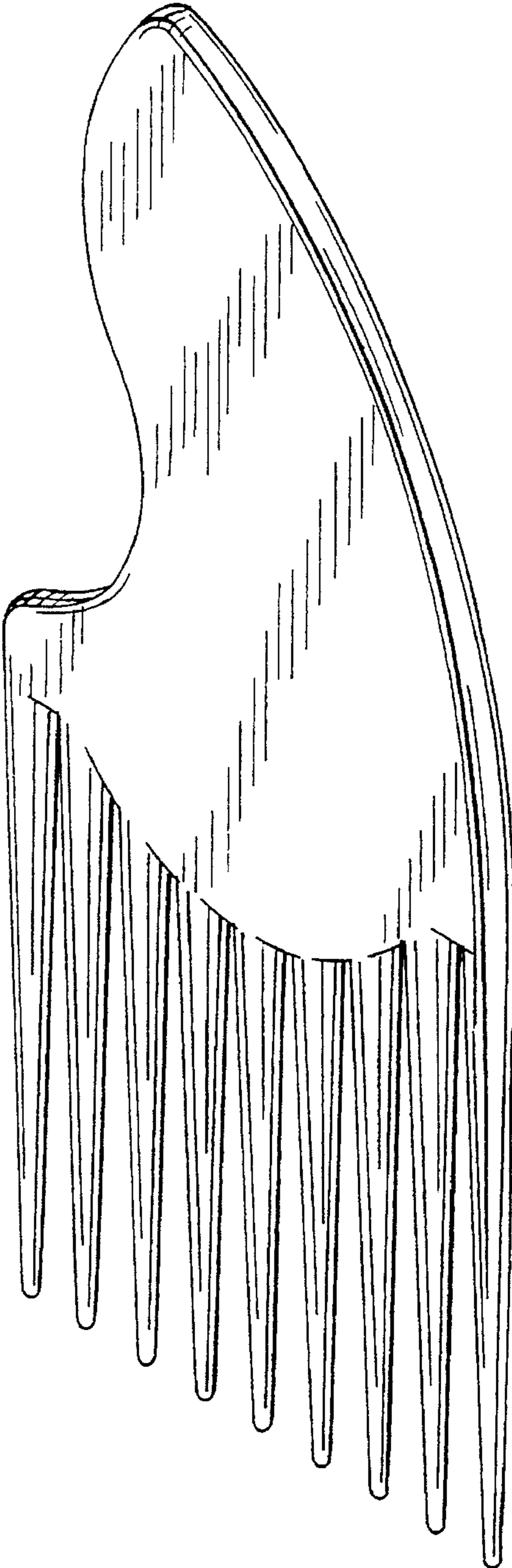


FIG. 8

