



US00D367327S

United States Patent [19]
D'Onofrio, Jr. et al.

[11] **Patent Number: Des. 367,327**
[45] **Date of Patent: **Feb. 20, 1996**

[54] **LOUVERED UNIT**

3,375,609 4/1968 Sconzo 49/74.1
5,221,363 6/1993 Gillard 52/473

[76] Inventors: **Gennaro A. D'Onofrio, Jr.; Dorothy L. D'Onofrio**, both of 5304 Erie Dr., Sebring, Fla. 33872

Primary Examiner—Doris Clark
Attorney, Agent, or Firm—Charles J. Prescott

[**] Term: **14 Years**

[57] **CLAIM**

[21] Appl. No.: **25,885**

The ornamental design for a louvered unit, as shown and described.

[22] Filed: **Jul. 14, 1994**

DESCRIPTION

Related U.S. Application Data

[62] Division of Ser. No. 16,655, Dec. 21, 1993, abandoned.
[52] **U.S. Cl.** **D25/49**
[58] **Field of Search** D25/49; 49/74.1,
49/77.1-92.1; 52/455, 473, 457; 160/113,
DIG. 8


FIG. 1 is a front elevation view of a louvered unit showing our new design;
FIG. 2 is a rear elevation view of FIG. 1;
FIG. 3 is a broken section view in the direction of arrows 3—3 in FIG. 1;
FIG. 4 is an enlarged fragmentary front elevation view, of one of the mirrored louver slats shown in FIG. 3; and,
FIG. 5 is an enlarged fragmentary front elevation view, of one of the beaded louver slats shown in FIG. 3.
The broken lines showing a frame is for illustrative purposes only and forms no part of the claimed design.

[56] **References Cited**

U.S. PATENT DOCUMENTS

D. 202,177 9/1965 Blau et al. D25/49
2,679,666 6/1954 Burchill 49/74.1

1 Claim, 2 Drawing Sheets






FIG. 1

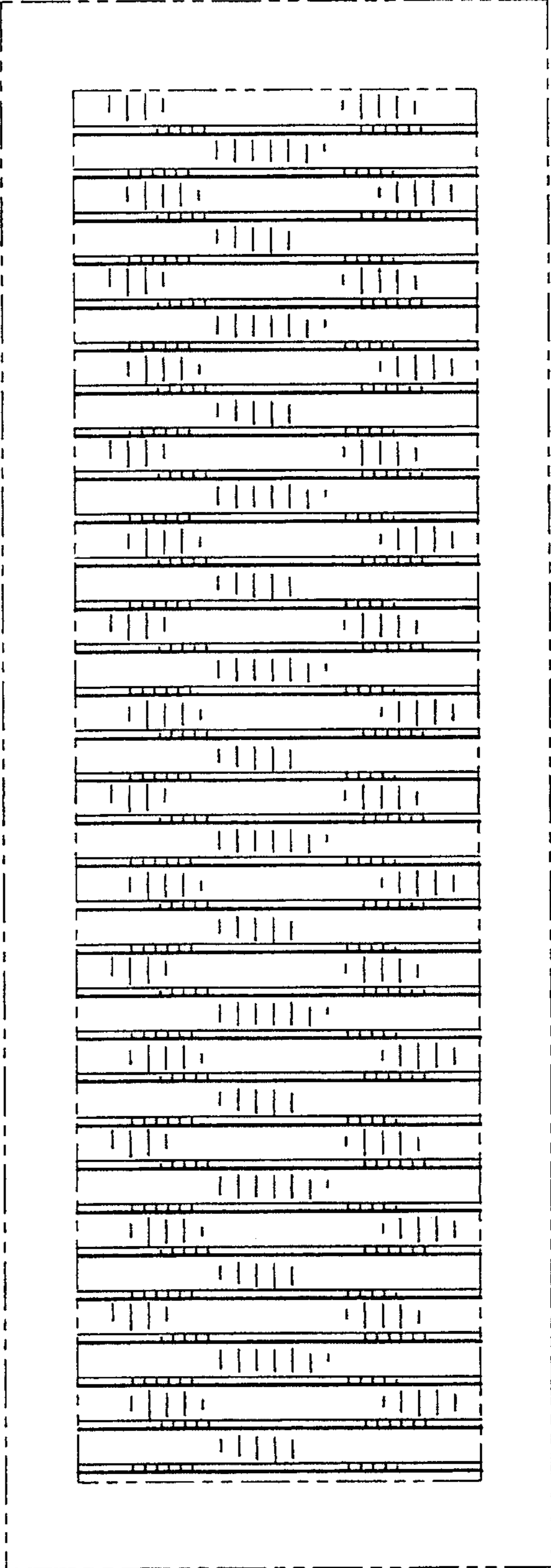


FIG. 2

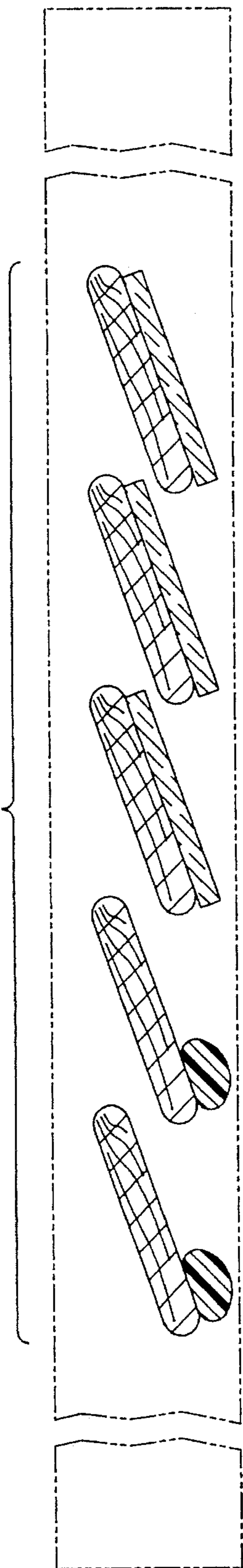


FIG. 3

FIG. 4

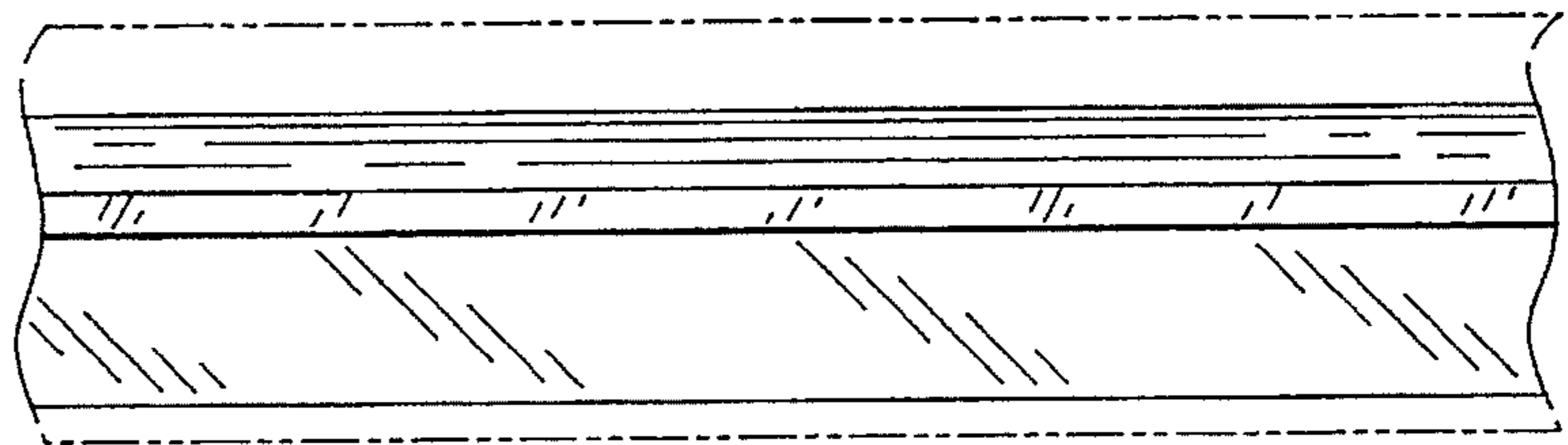


FIG. 5

