



US00D367318S

United States Patent [19]

[11] Patent Number: **Des. 367,318**

Liu

[45] Date of Patent: ****Feb. 20, 1996**

[54] **COMBINED BATHROOM SINK AND CABINET**

D. 140,057 1/1945 Motter D23/286
D. 240,987 8/1976 Lucia D23/286 X

[76] Inventor: **Pi T. Liu**, 5th Floor, No. 10, King Shan Rd., Taichung, Taiwan

Primary Examiner—Stella Reid
Assistant Examiner—Eric Watterson
Attorney, Agent, or Firm—Charles E. Baxley

[**] Term: **14 Years**

[57] **CLAIM**

[21] Appl. No.: **36,022**

The ornamental design for a combined bathroom sink and cabinet, as shown and described.

[22] Filed: **Mar. 9, 1995**

[52] U.S. Cl. **D23/286**

DESCRIPTION

[58] **Field of Search** D23/270, 271,
D23/272, 286, 284, 285; 312/225, 228;
4/553, 619, 621, 627, 630, 631


FIG. 1 is a perspective view of a combined bathroom sink and cabinet showing my new design;
FIG. 2 is a front elevational view thereof;
FIG. 3 is a rear elevational view thereof;
FIG. 4 is a left side elevational view thereof; and the right side being a mirror image of that shown;
FIG. 5 is a top plan view thereof; and,
FIG. 6 is a bottom plan view thereof.

[56] **References Cited**

U.S. PATENT DOCUMENTS

D. 108,889 3/1938 Stowitz D23/286
D. 121,815 8/1940 Keller D23/286
D. 135,024 2/1943 Anderson D23/286
D. 137,226 2/1994 Karstadt D23/286

1 Claim, 3 Drawing Sheets






Fig 1




Fig 2

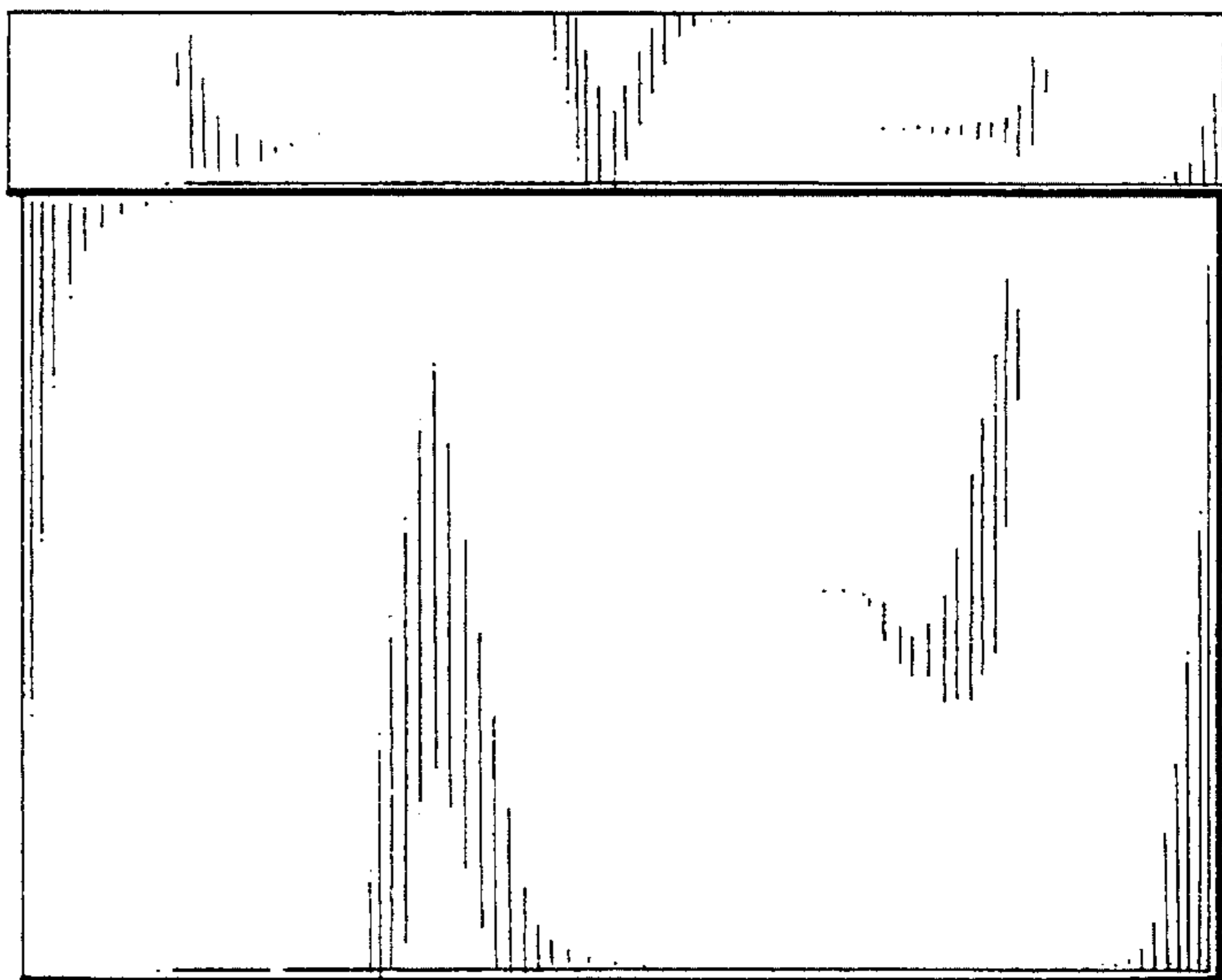


Fig 3

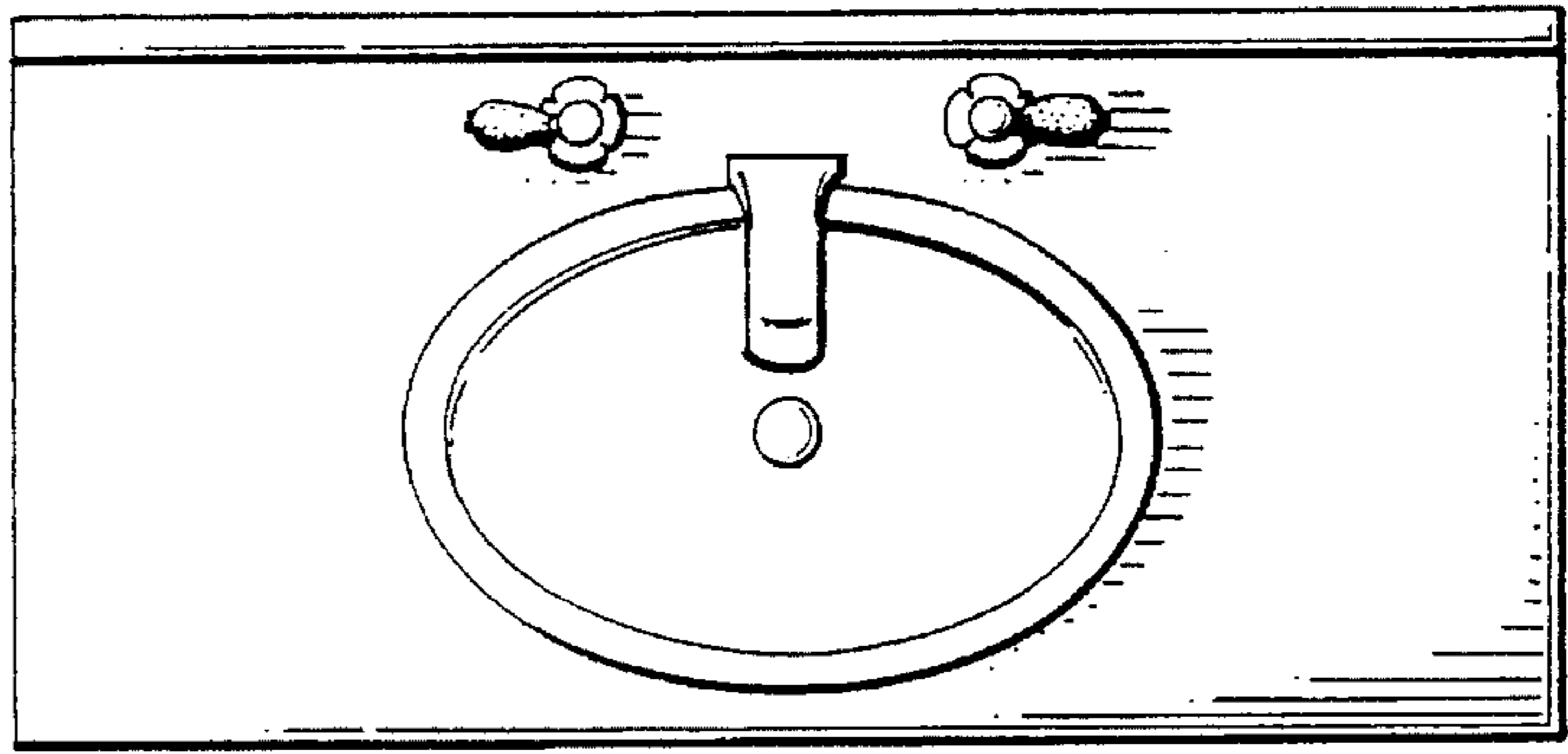


Fig 5




Fig 6




Fig 4