



US00D367301S

United States Patent [19]
Monneret

[11] **Patent Number: Des. 367,301**
[45] **Date of Patent: **Feb. 20, 1996**

[54] **TOY STROLLER**

[75] Inventor: **Alain Monneret**, Voiteur, France

[73] Assignee: **Monneret Jouets**, Lons-le-Saunier, France

[**] Term: **14 Years**

[21] Appl. No.: **28,358**

[22] Filed: **Sep. 13, 1994**

[30] **Foreign Application Priority Data**

Mar. 29, 1994 [XH] Hague Agreement DM/029 171

[52] **U.S. Cl.** **D21/134**

[58] **Field of Search** D21/71, 73, 78,
D21/80, 129, 134, 137; D12/129; 280/642,
643, 658, 647, 47.38, 87.042, 87.021, 87.01;
446/76, 451, 465

[56] **References Cited**

U.S. PATENT DOCUMENTS

D. 270,553 9/1983 Echterling D21/134
D. 293,227 12/1987 McElhaney D21/134

D. 359,318 6/1995 Huang D21/134
4,741,551 5/1988 Perego 280/658
5,192,091 3/1993 Liu 280/47.38
5,388,853 2/1995 Lauro 280/647

Primary Examiner—Ted Shooman
Assistant Examiner—R. Barkai
Attorney, Agent, or Firm—Young & Thompson

[57] **CLAIM**

The ornamental design for a toy stroller, as shown.

DESCRIPTION

FIG. 1 is a front, side and top perspective view of a toy stroller showing my new design;
FIG. 2 is a front perspective view thereof;
FIG. 3 is a side perspective view thereof from the left of FIG. 2;
FIG. 4 is a side perspective view thereof from the right of FIG. 2;
FIG. 5 is a rear perspective view thereof;
FIG. 6 is a top perspective view thereof; and,
FIG. 7 is a perspective view thereof from the side opposite that shown in FIG. 1.

1 Claim, 7 Drawing Sheets





FIG. 1



FIG. 2




FIG. 3




FIG. 4



FIG. 5

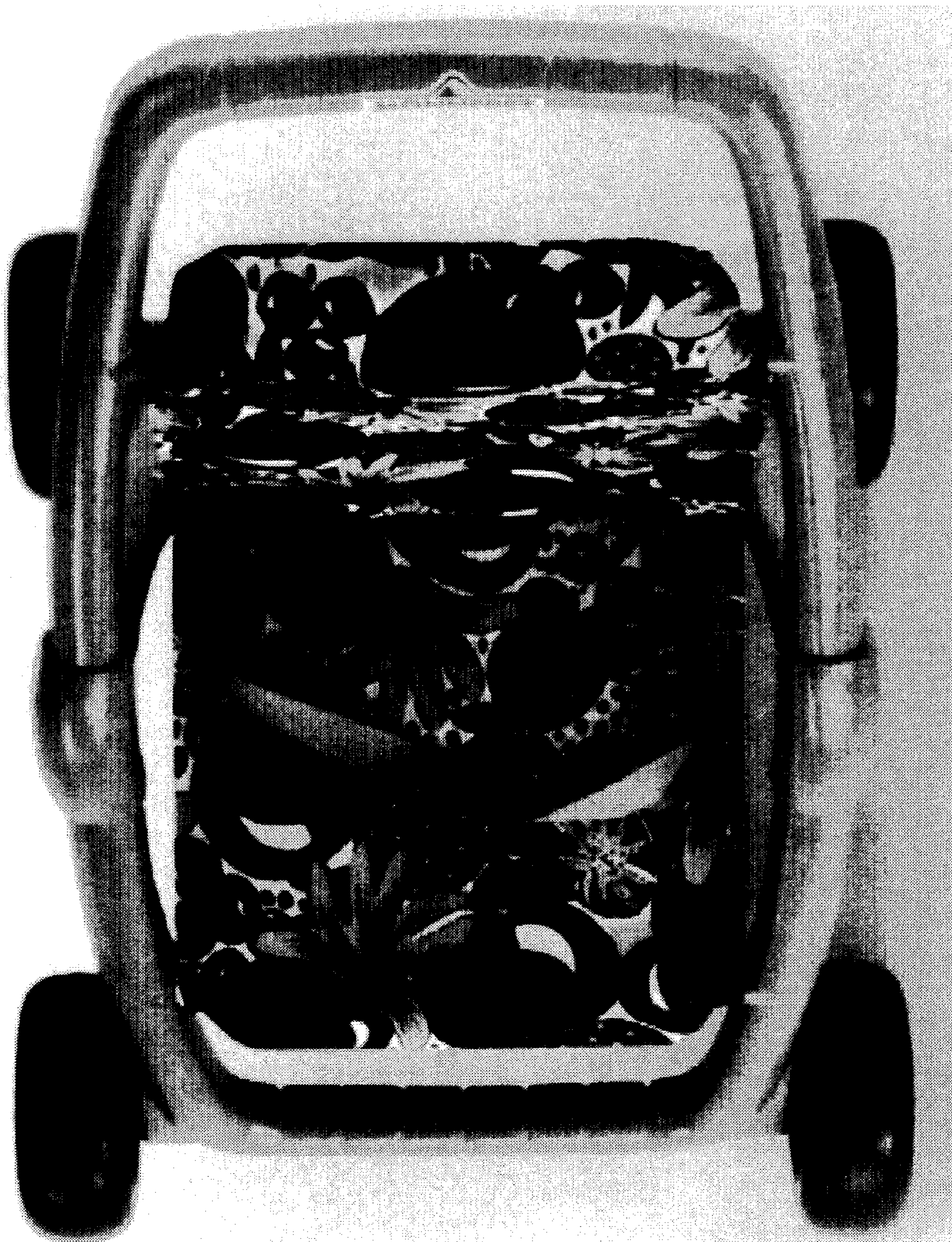


FIG. 6



FIG. 7