



US00D367247S

United States Patent [19]

[11] Patent Number: **Des. 367,247**

Taylor et al.

[45] Date of Patent: ****Feb. 20, 1996**

[54] REAR ASSEMBLY FOR A MOTOR HOME

D. 338,432 8/1993 Slayter D12/100

[75] Inventors: **Michael L. Taylor**, Riverside; **John M. Moody**, Corona, both of Calif.

Primary Examiner—Brian N. Vinson
Attorney, Agent, or Firm—Price, Gess & Ubell

[73] Assignee: **Fleetwood Enterprises, Inc.**, Riverside, Calif.

[57] **CLAIM**

[**] Term: **14 Years**

The ornamental design for a rear assembly for a motor home, as shown and described.

[21] Appl. No.: **30,398**

DESCRIPTION

[22] Filed: **Oct. 28, 1994**

[52] U.S. Cl. **D12/100**

[58] Field of Search D12/82, 84, 93,
D12/94-100; 296/156, 164, 195

FIG. 1 is a front and right side perspective view of a rear assembly for a motor home showing our new design, the broken-line disclosure of the rest of the motor home being for illustrative purposes only and forming no part of the claimed design;

FIG. 2 is a front elevational view thereof;

FIG. 3 is a left side elevational view thereof;

FIG. 4 is a right side elevational view thereof; and,

FIG. 5 is a top plan view thereof.

[56] **References Cited**

U.S. PATENT DOCUMENTS

- D. 268,749 4/1983 SorBello D12/99 X
- D. 331,733 12/1992 Treadway D12/100
- D. 337,552 7/1993 Shea, Sr. D12/100

1 Claim, 2 Drawing Sheets

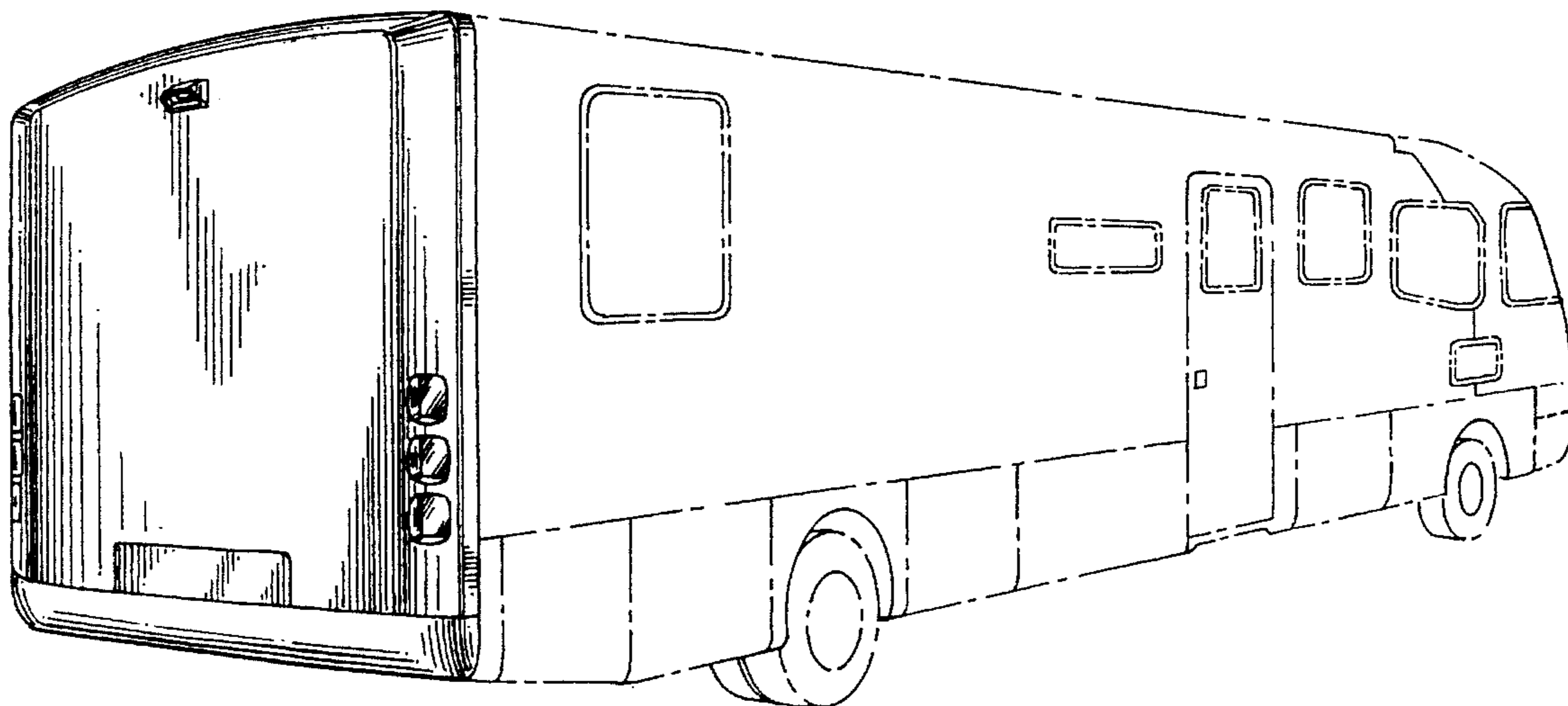


FIG. 1

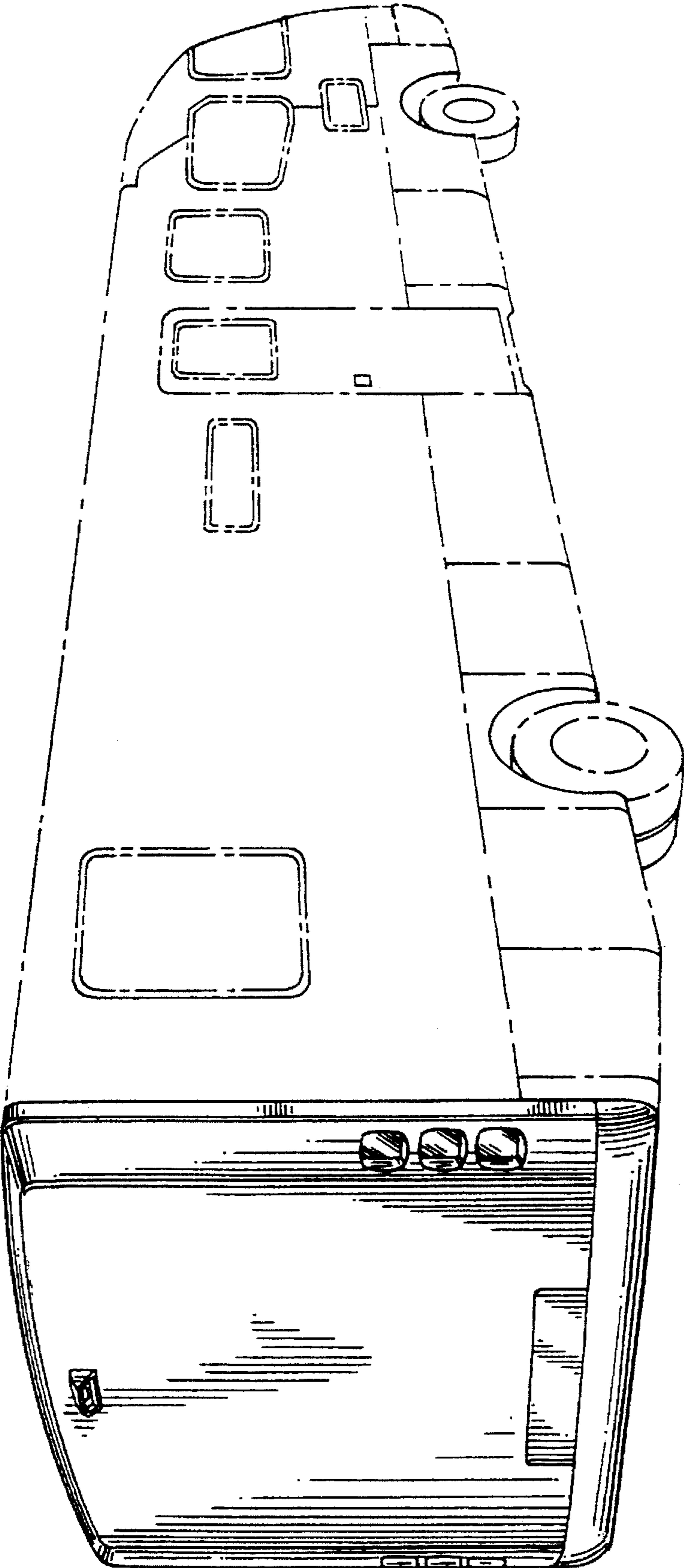


FIG. 4




FIG. 2

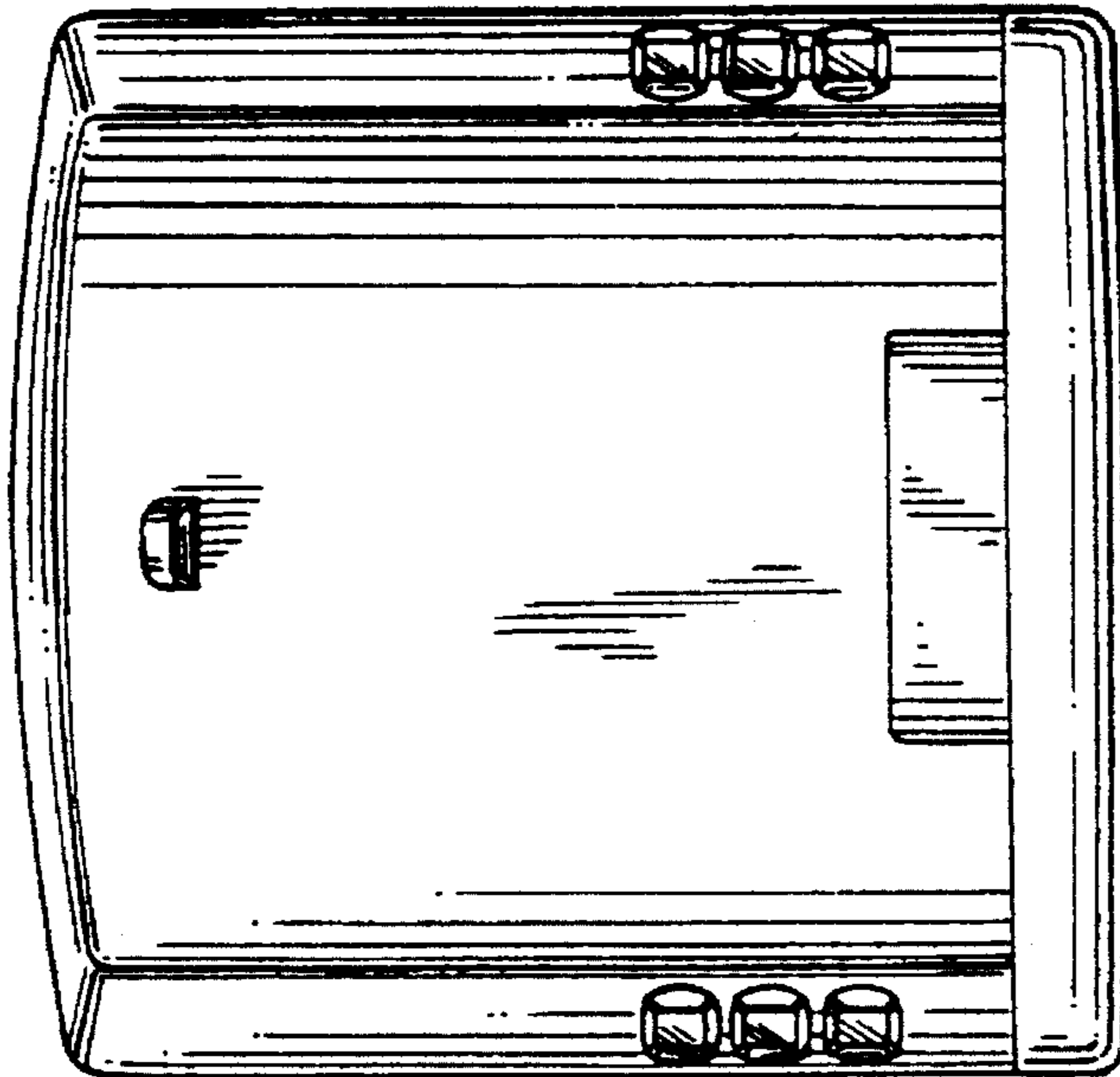


FIG. 3




FIG. 5

