



US00D367241S

United States Patent [19]

[11] Patent Number: **Des. 367,241**

Beadle

[45] Date of Patent: ****Feb. 20, 1996**

[54] FINDING FOR AN ARTICLE OF JEWELRY

D. 339,083 9/1993 Dahl .
3,647,279 3/1972 Sharpless et al. 63/32
4,802,070 1/1989 Westmoland .

[76] Inventor: **Scott L. Beadle**, 2545 Wheeler Peak Dr. NE., Rio Rancho, N.M. 87124

Primary Examiner—Ralf Seifert

[**] Term: **14 Years**

[57] **CLAIM**

[21] Appl. No.: **33,109**

The ornamental design for a finding for an article of jewelry, as shown and described.

[22] Filed: **Jan. 5, 1995**

[52] U.S. Cl. **D11/44**

DESCRIPTION

[58] Field of Search D11/1-2, 40-44,
D11/79, 81, 99; 63/1.1, 2, 20, 32

FIG. 1 is a front elevational view of a finding for an article of jewelry showing my new design;
FIG. 2 is a rear elevational view thereof;
FIG. 3 is a left side elevational view thereof;
FIG. 4 is a right side elevational view thereof;
FIG. 5 is a top plan view thereof; and,
FIG. 6 is a bottom plan view thereof.

[56] References Cited

U.S. PATENT DOCUMENTS

D. 241,157 8/1976 Poulin D11/99
D. 249,130 8/1978 Fishman .
D. 249,339 9/1978 Coulthurst D11/79
D. 252,561 9/1979 Durante D11/46
D. 260,086 8/1981 Lambert .
D. 265,555 7/1982 Donaldson .
D. 304,699 11/1989 Debrey D11/99

The broken line showing of the fastening member in FIGS. 1-4 and 5 is for illustration purposes only and forms no part of the claimed design.

1 Claim, 3 Drawing Sheets

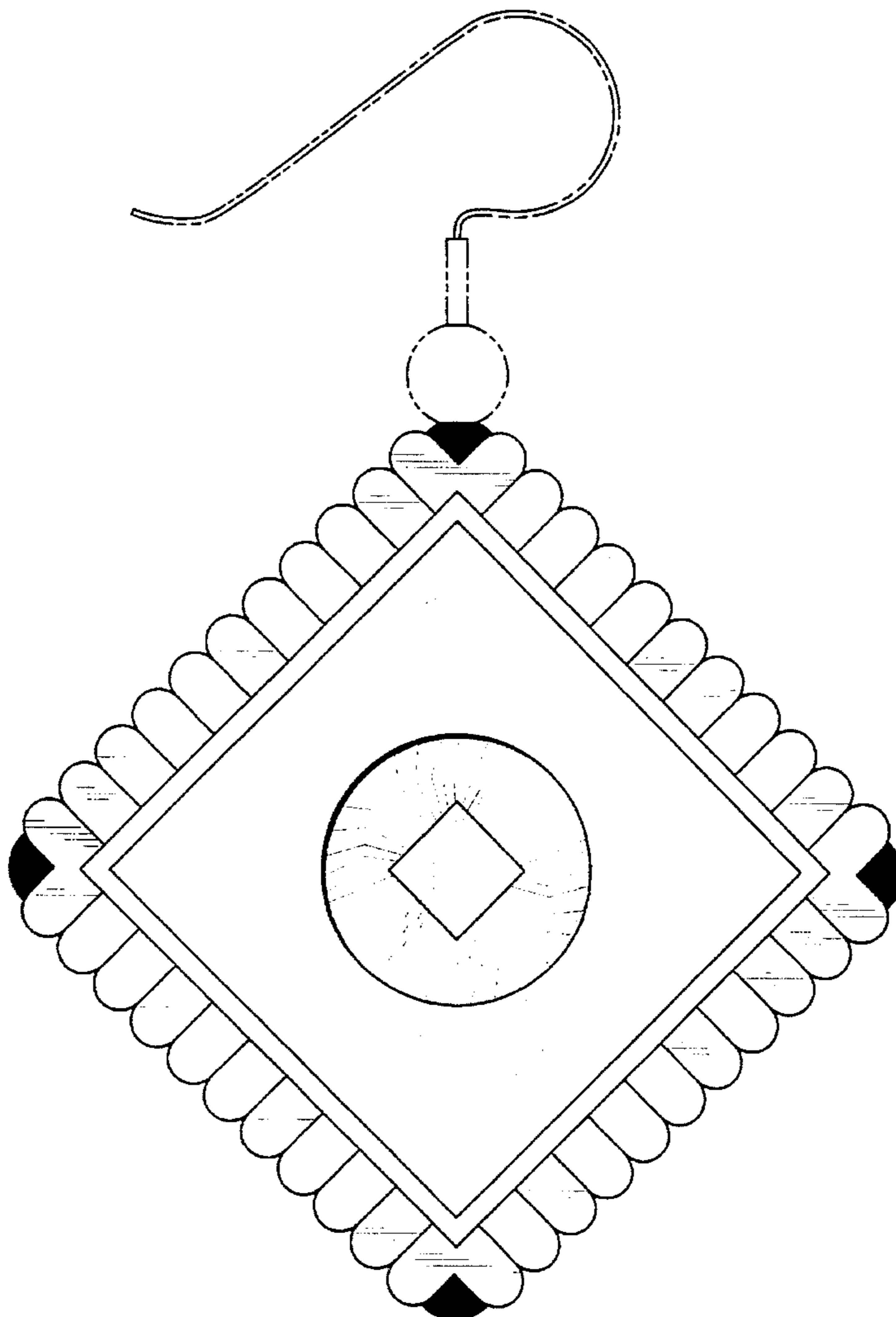


FIG. 1

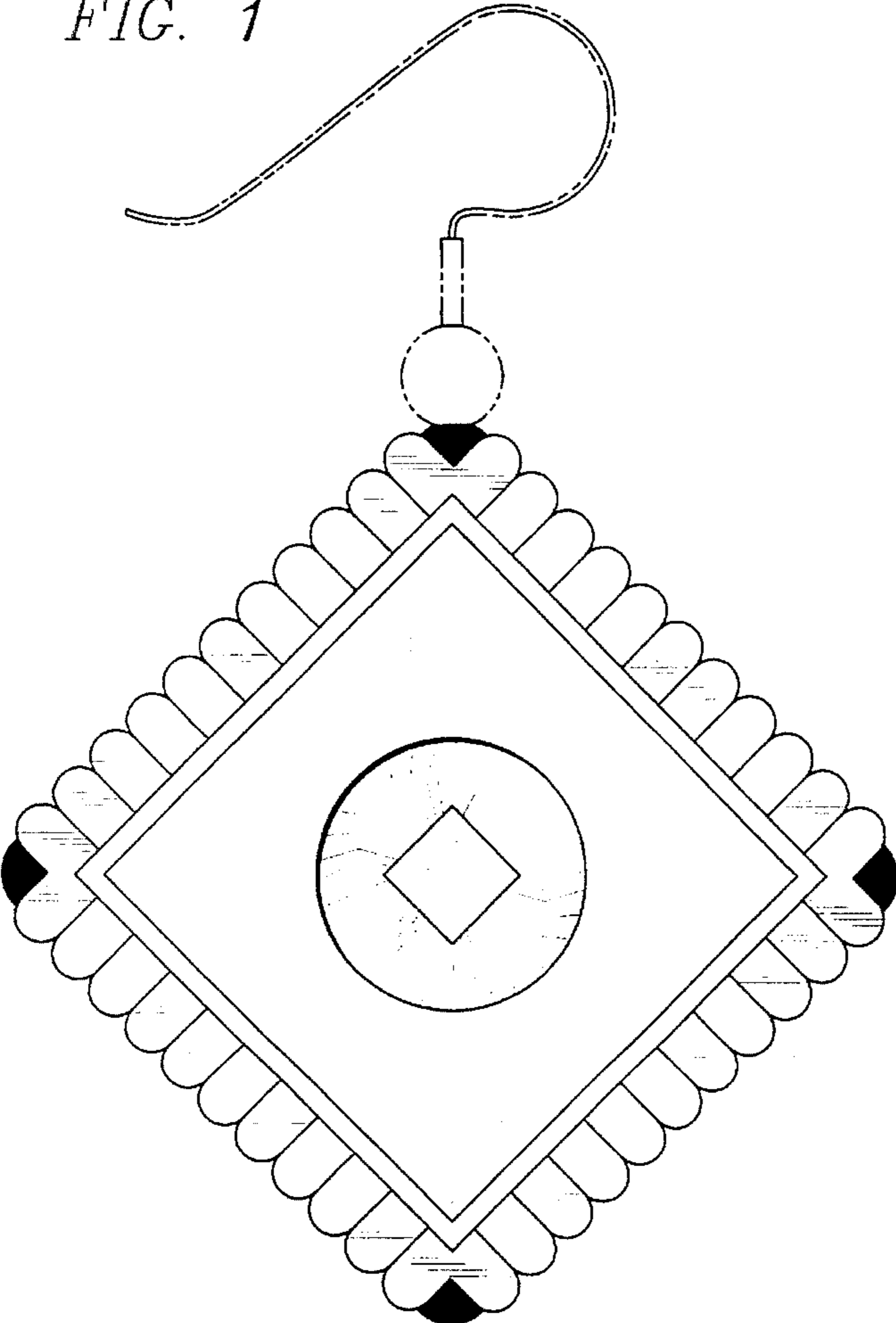


FIG. 2

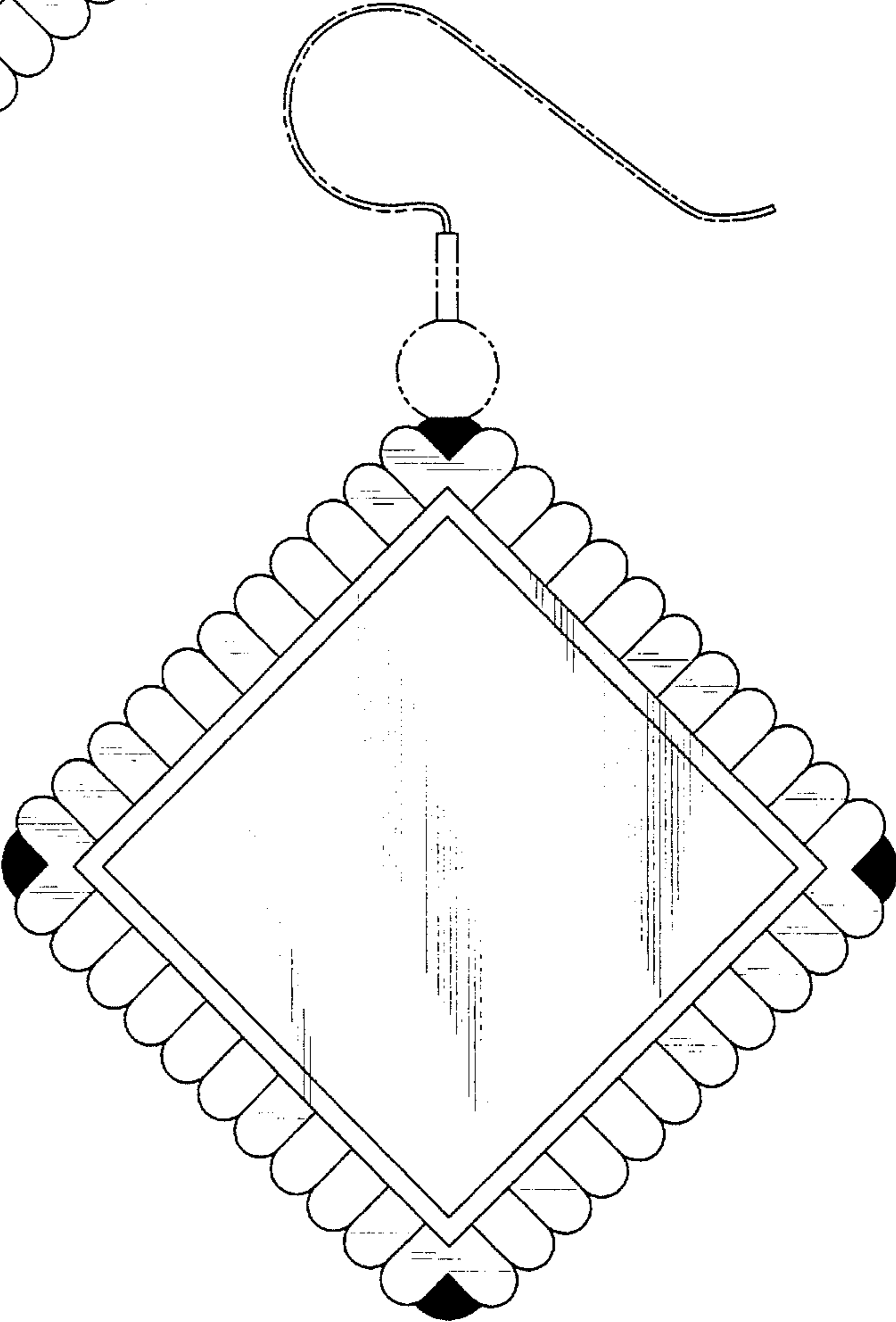


FIG. 3




FIG. 4




FIG. 5

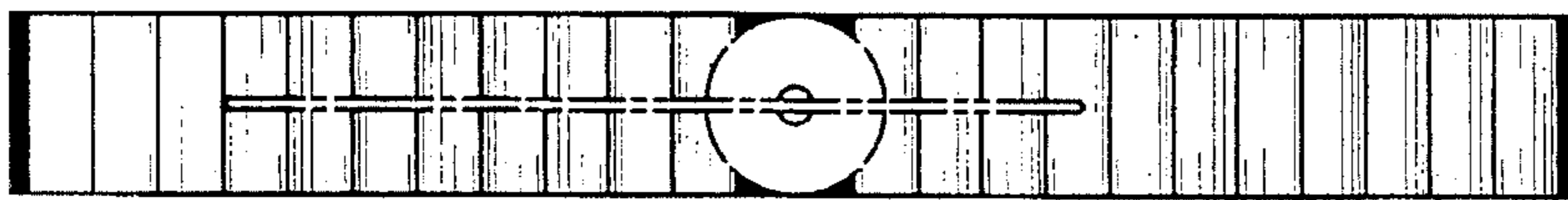


FIG. 6

