



US00D367225S

United States Patent [19]

Rothman

[11] Patent Number: **Des. 367,225**

[45] Date of Patent: ****Feb. 20, 1996**

[54] **WAFER TABLET DISPENSER**

[76] Inventor: **Michael Rothman**, 37 Grayson La.,
Newton, Mass. 02162

[**] Term: **14 Years**

[21] Appl. No.: **31,762**

[22] Filed: **Dec. 5, 1994**

2,214,437	9/1940	Punte et al.	206/536
2,620,061	12/1952	Uxa	221/229
3,151,599	10/1964	Livingston	206/536 X
3,942,683	3/1976	Haas	221/229
4,966,305	10/1990	Hinterreiter	221/229
4,971,203	11/1990	Weinstein	205/536
5,141,129	8/1992	Jennings	206/536 X
5,372,267	12/1994	Hofmann	206/536 X

Related U.S. Application Data

[63] Continuation-in-part of Ser. No. 21,528, Apr. 19, 1994.

[52] U.S. Cl. **D9/339**; D9/422

[58] Field of Search D9/422, 416, 417,
D9/424, 339, 341, 515, 503, 504, 549,
523, 529, 558, 500; 206/528, 535, 536,
537, 533, 828, 45.31, 45.34; 220/253, 254,
259, 283, 287, 331; 221/229, 246, 279,
281

References Cited

U.S. PATENT DOCUMENTS

D. 187,498	3/1960	Taterka	D9/417
D. 257,227	10/1980	Youngberg	D9/418
D. 337,052	7/1993	Anderson	D9/416 X

Primary Examiner—Ted Shooman
Assistant Examiner—Cheri Cohen
Attorney, Agent, or Firm—Iandiorio & Teska

[57] CLAIM

The ornamental design for the wafer table dispenser, as shown and described.

DESCRIPTION

FIG. 1 is a perspective view of a wafer table dispenser showing my new design;
FIG. 2 is a front elevation view thereof;
FIG. 3 is a rear elevation view thereof;
FIG. 4 is a left side elevation view thereof;
FIG. 5 is a right side elevation view thereof;
FIG. 6 is a top plan view thereof; and,
FIG. 7 is a bottom plan view thereof.

1 Claim, 4 Drawing Sheets




FIG. 1

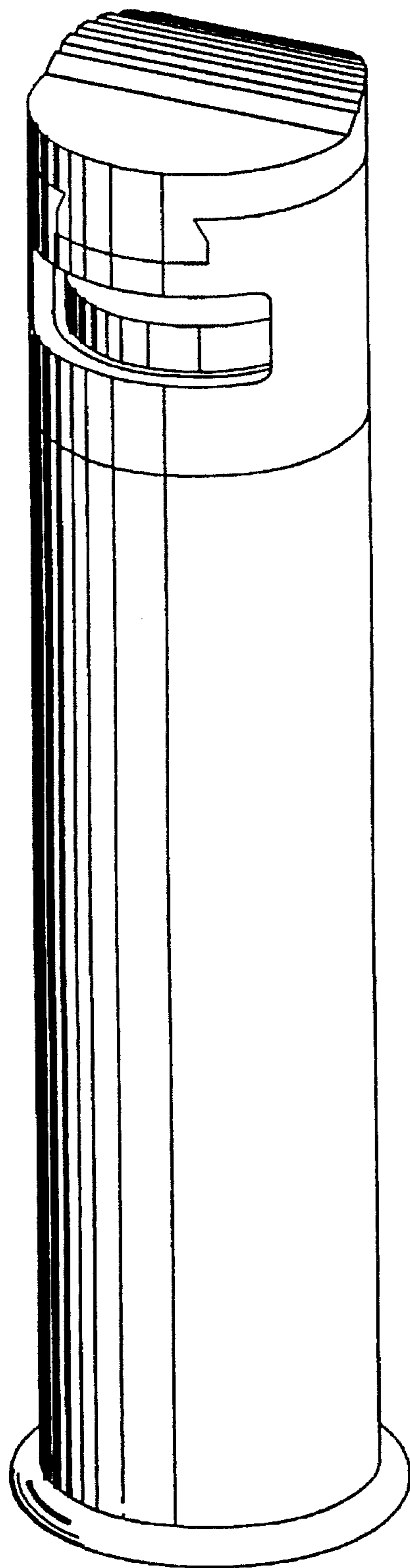


FIG. 2




FIG. 3




FIG. 4




FIG. 5




FIG. 6

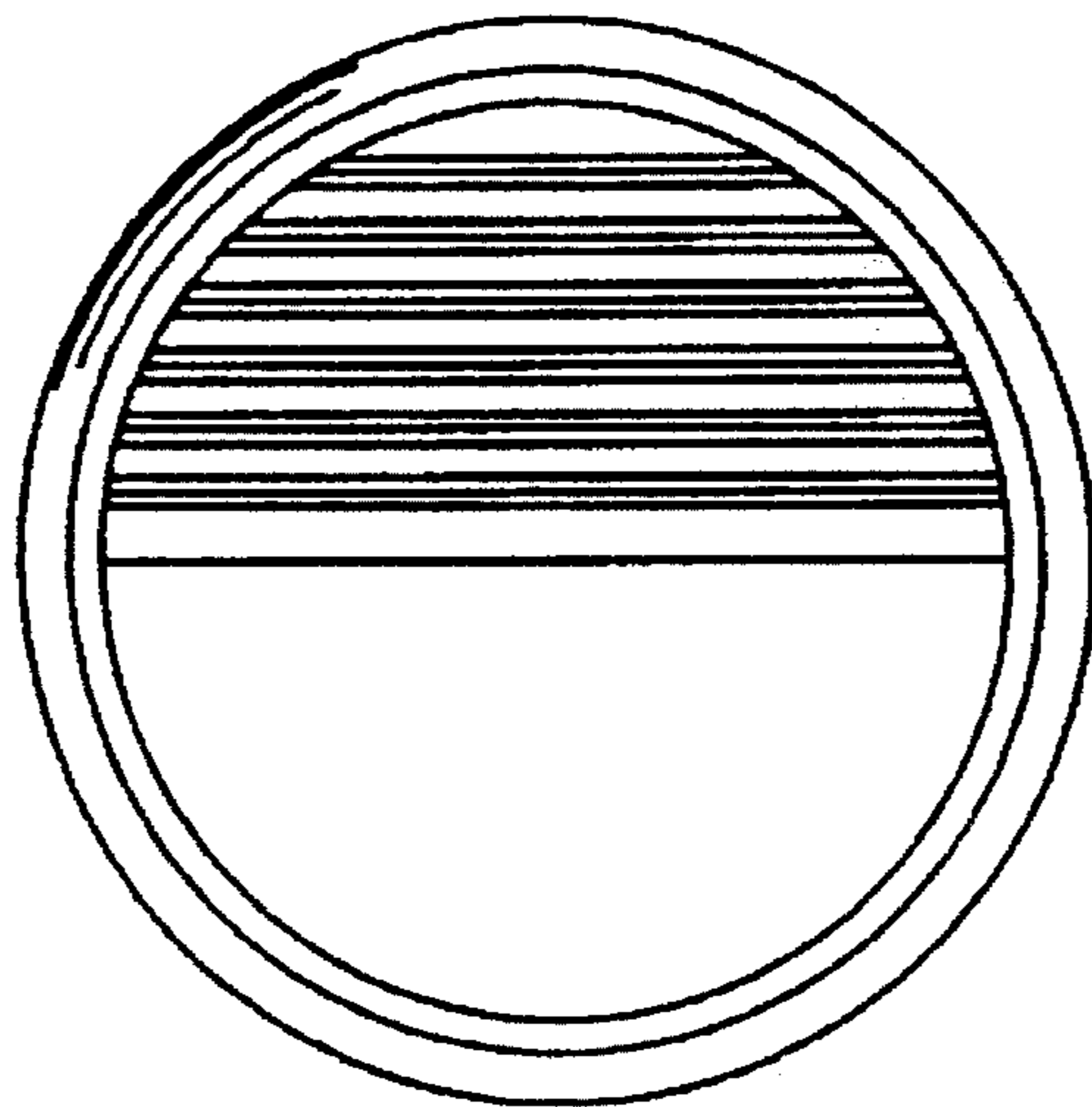


FIG. 7

