



US00D367224S

# United States Patent [19]

Schurig et al.

[11] Patent Number: **Des. 367,224**

[45] Date of Patent: **\*\*Feb. 20, 1996**

[54] CAPSULE

[75] Inventors: **Gregory A. Schurig**, Clearwater; **David G. Williams**, Palm Harbor, both of Fla.

[73] Assignee: **R. P. Scherer Corporation**, Troy, Mich.

[\*\*] Term: **14 Years**

[21] Appl. No.: **25,415**

[22] Filed: **Jun. 30, 1994**

[52] U.S. Cl. .... **D9/302**; D11/65; D11/117

[58] Field of Search ..... D9/302, 305, 345; D28/79, 4; 222/107, 92; 206/528, 530, 532; D11/1, 2, 7, 40-49, 65-71, 79-82, 84, 117, 118

[56] **References Cited**

**U.S. PATENT DOCUMENTS**

D. 47,520 6/1915 Katibah ..... D11/79

D. 267,240 12/1982 Ditto ..... D11/117 X  
D. 327,216 6/1992 Connell ..... D9/302  
D. 348,830 7/1994 Bertolini ..... D9/302  
D. 352,799 11/1994 Bennell ..... D28/4

*Primary Examiner*—Ted Shooman  
*Assistant Examiner*—Cheri Cohen  
*Attorney, Agent, or Firm*—Banner & Allegretti, Ltd.


[57] **CLAIM**

The ornamental design for a capsule, as shown and described.

**DESCRIPTION**

FIG. 1 is a perspective view of a capsule showing the new design;  
FIG. 2 is a front view thereof;  
FIG. 3 is a top view thereof;  
FIG. 4 is a side view thereof, the opposite side being a mirror image; and,  
FIG. 5 is a bottom view thereof.

**1 Claim, 1 Drawing Sheet**






Fig. 1

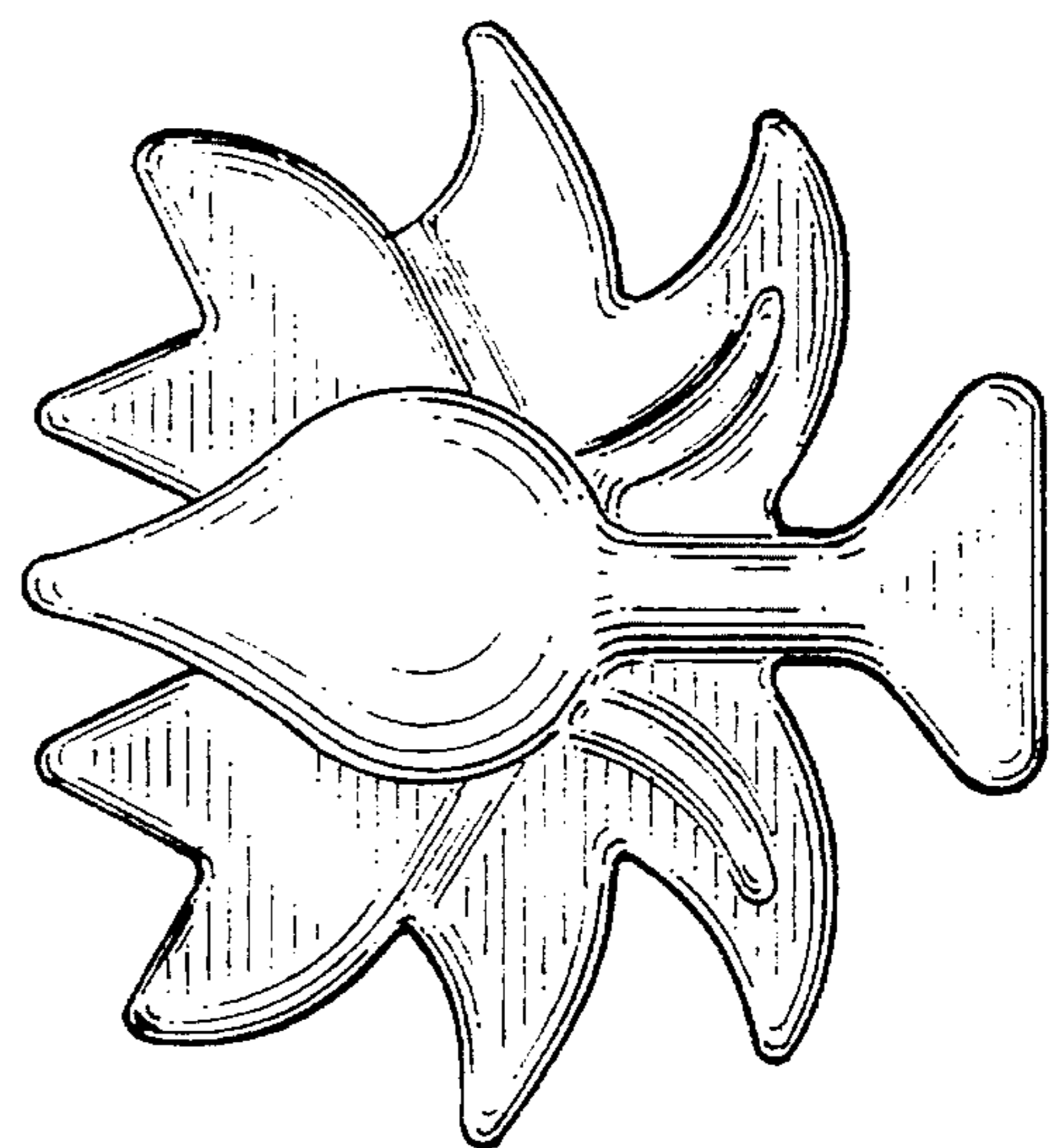


Fig. 2

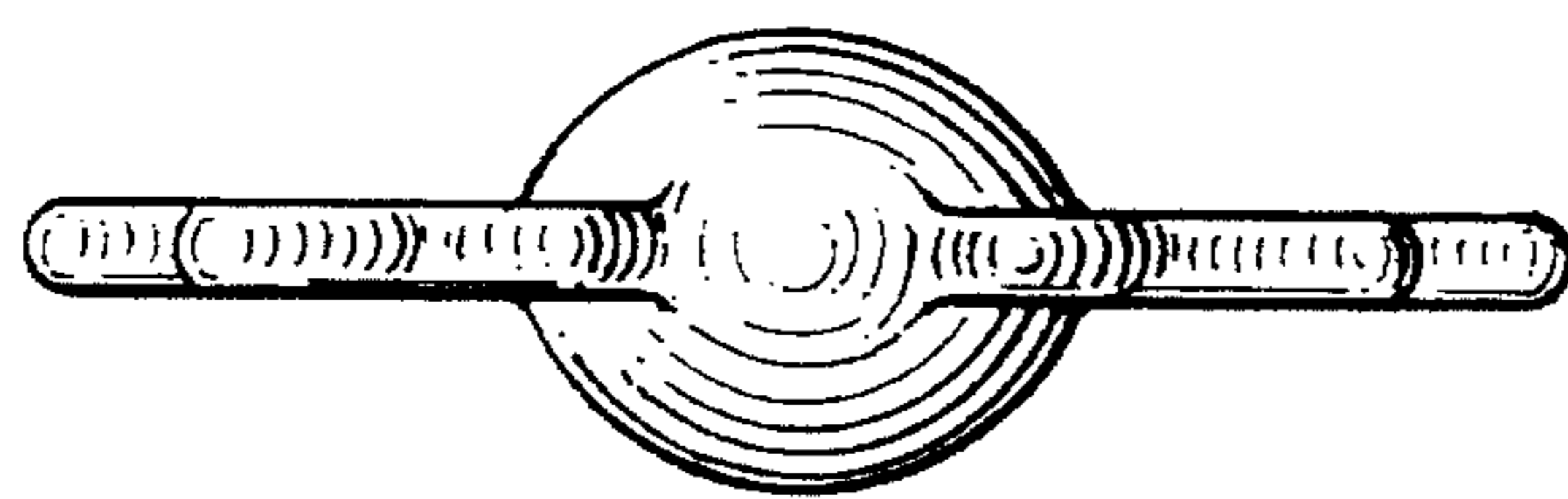


Fig. 3

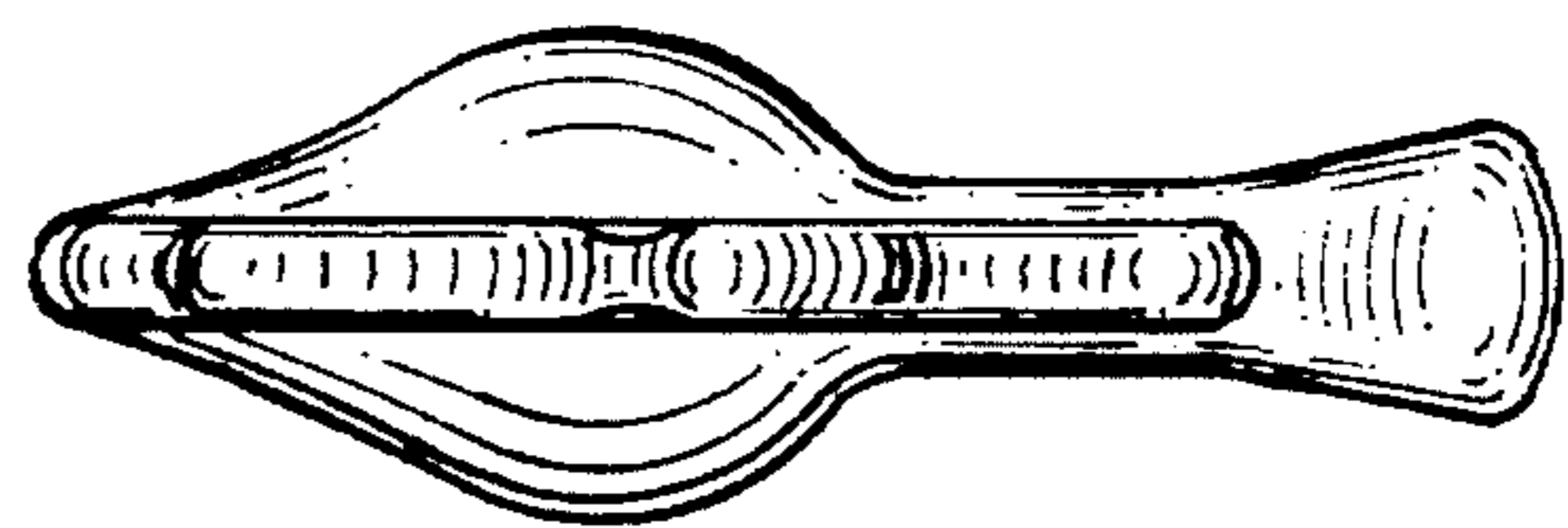


Fig. 4

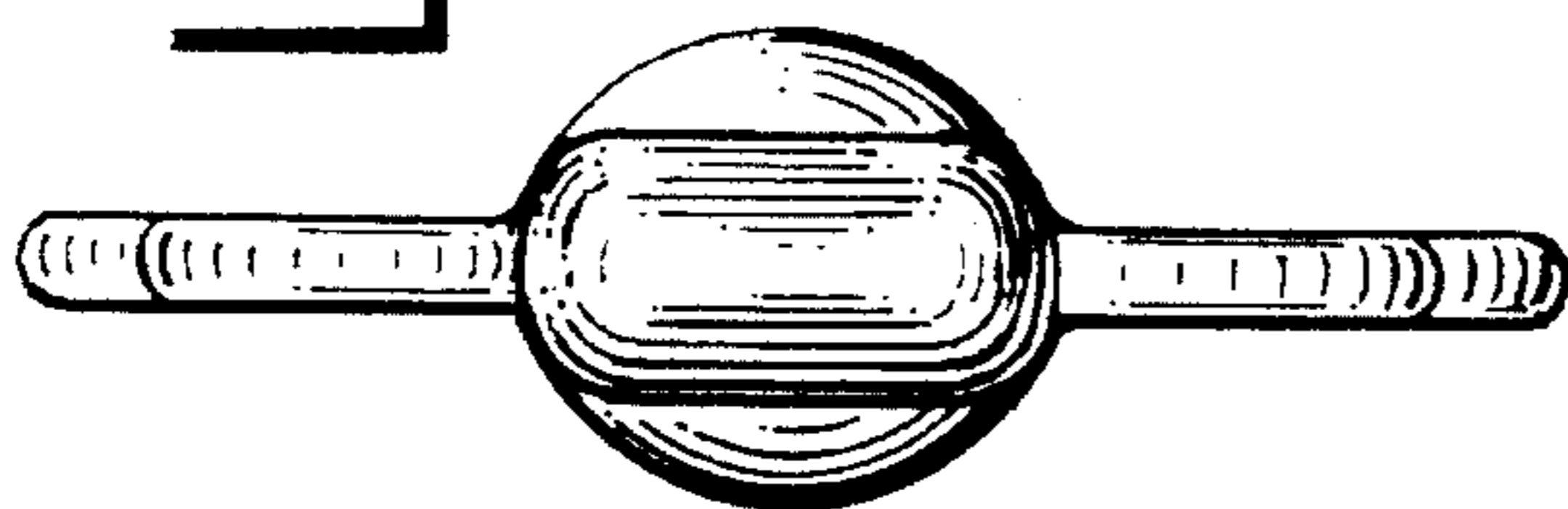


Fig. 5