



US00D367223S

United States Patent [19]

[11] Patent Number: **Des. 367,223**

Adams

[45] Date of Patent: ****Feb. 20, 1996**

[54] **CLIP**

4,813,107 3/1989 Cetrone 24/557

5,179,768 1/1993 Jio .

5,414,911 5/1995 Adams 24/557 X

[75] Inventor: **William E. Adams**, Portersville, Pa.

[73] Assignee: **Adams Mfg.**, Portersville, Pa.

FOREIGN PATENT DOCUMENTS

[**] Term: **14 Years**

165200 9/1958 Sweden .

[21] Appl. No.: **27,447**

Primary Examiner—Prabhakar G. Deshmukh

Assistant Examiner—Paula Mortimer

[22] Filed: **Aug. 22, 1994**

Attorney, Agent, or Firm—Buchanan Ingersoll; Lynn J.

[52] U.S. Cl. **D8/395**

Alstadt

[58] Field of Search D8/395; D23/331;
D32/63; 24/511, 343, 545, 543, 557, 507,
559, 561, 562, 563; 248/74.1, 74.2

[57] CLAIM

The ornamental design for a clip, as shown and described.

[56] References Cited

DESCRIPTION

U.S. PATENT DOCUMENTS

- 1,644,948 11/1927 Poirier .
- 2,519,987 8/1950 Wernette .
- 2,591,477 4/1952 Tegarty 24/557
- 2,616,393 11/1952 Rebarchek .
- 2,933,790 4/1960 Hudson 24/334 X
- 3,982,307 9/1976 Smith et al. .
- 4,292,749 10/1981 Thomas .
- 4,506,416 3/1985 Ohminato et al. .

FIG. 1 is a side perspective view of a clip showing my new design;

FIG. 2 is a side elevational view thereof, the opposite side is a mirror image;

FIG. 3 is a front elevational view thereof;

FIG. 4 is a rear elevational view thereof; and,

FIG. 5 is a bottom plan view thereof.

1 Claim, 1 Drawing Sheet

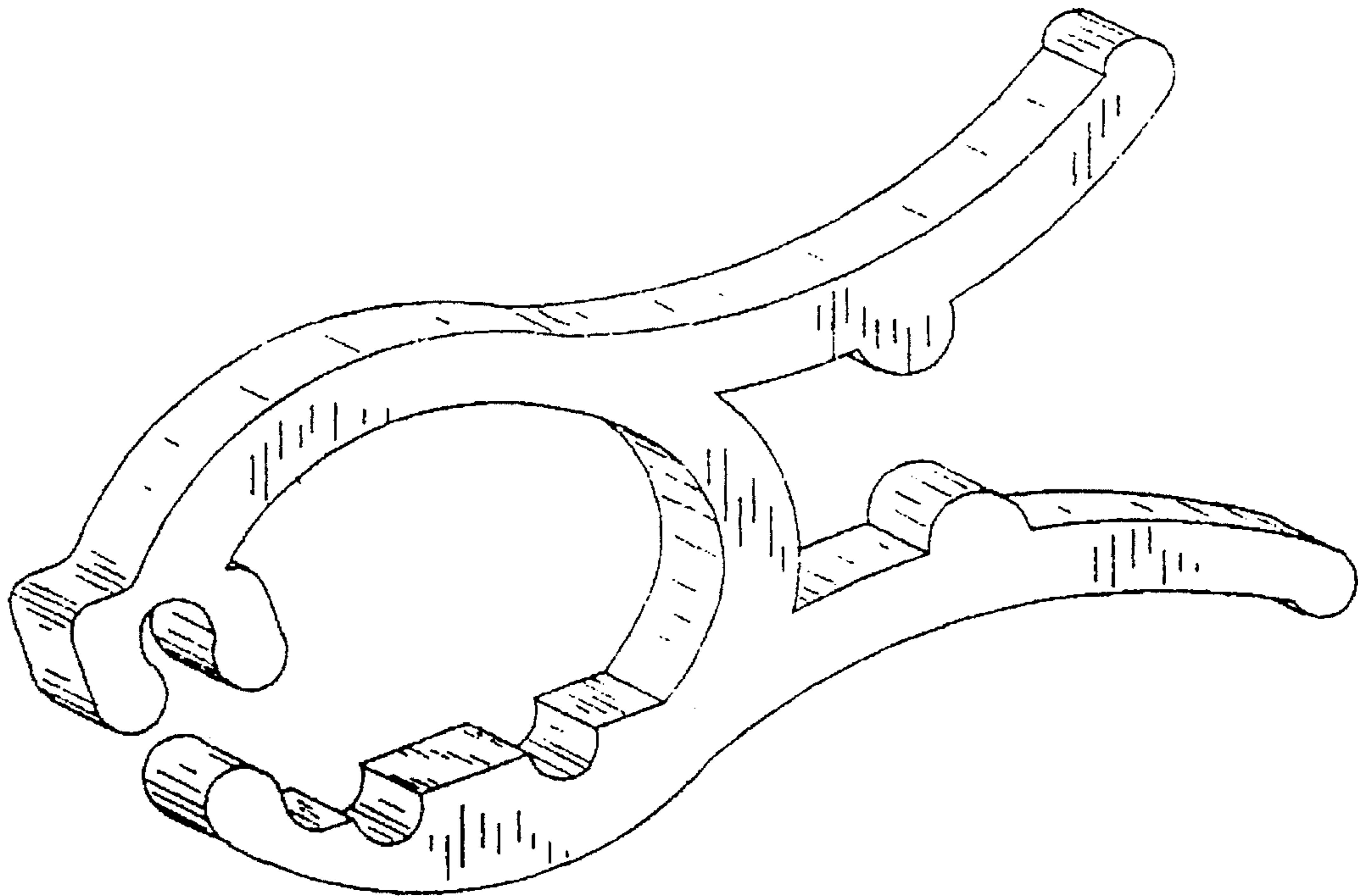


Fig.1.

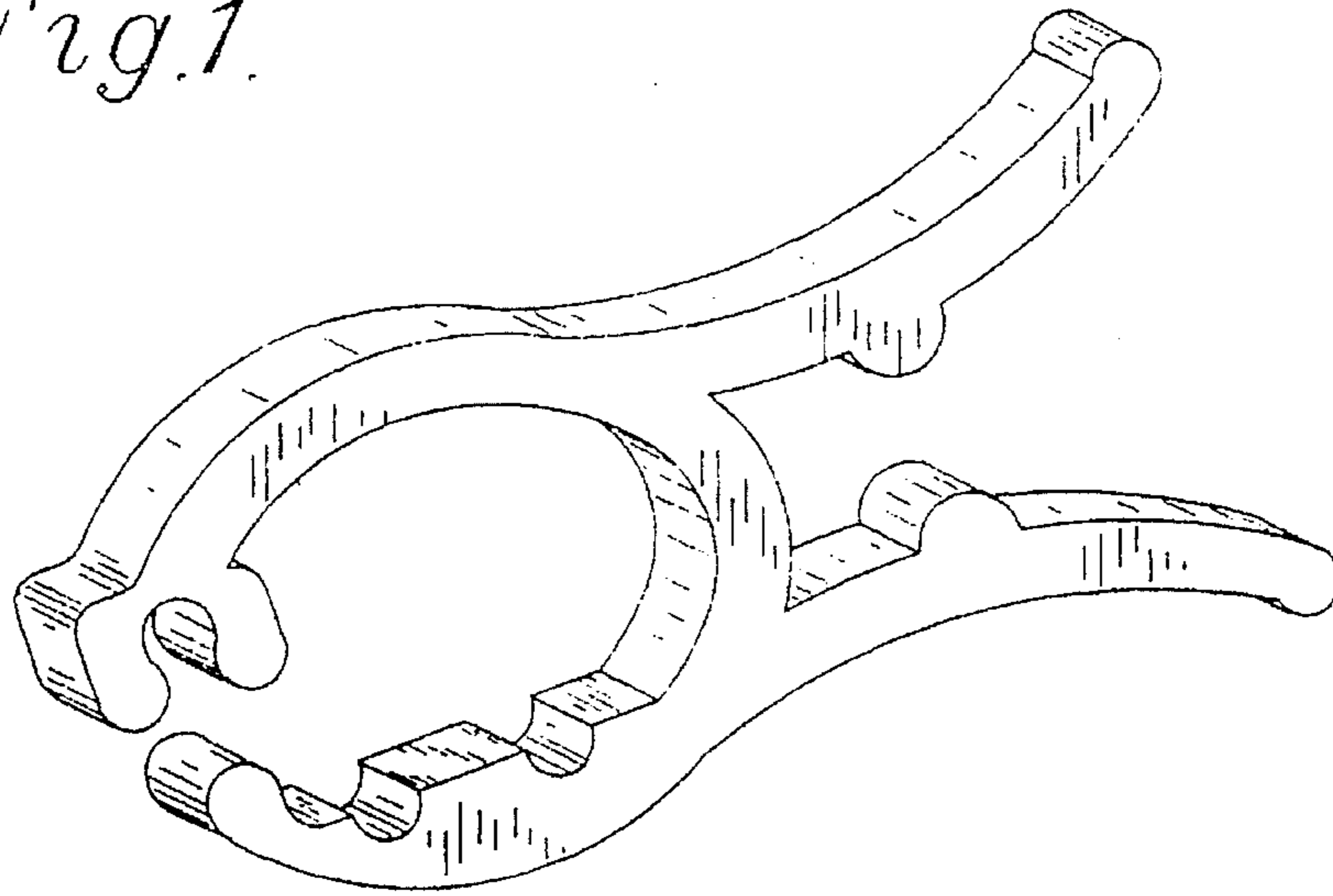


Fig.3.



Fig.2.

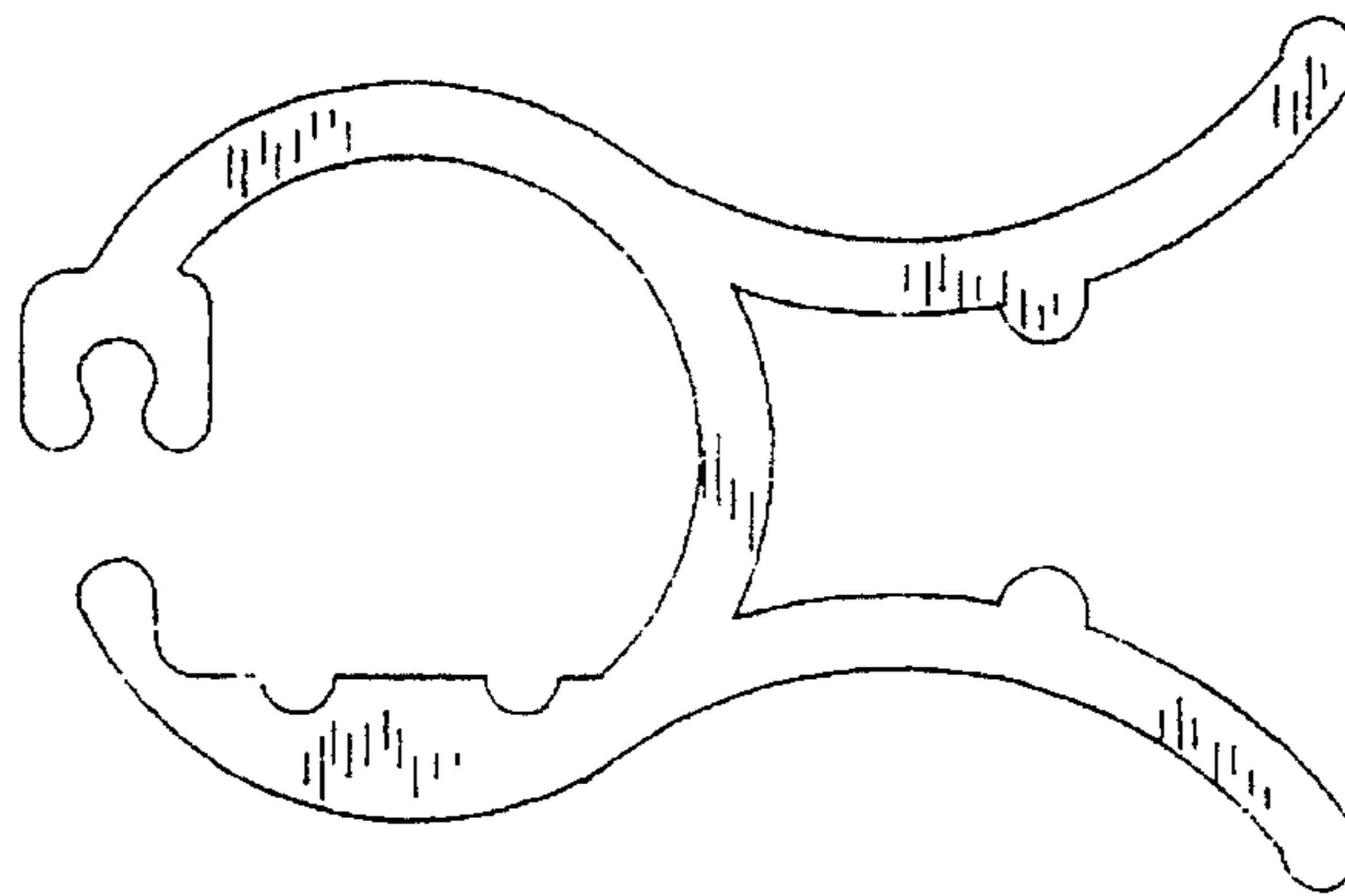


Fig.4.



Fig.5.

