



US00D367221S

United States Patent [19]

Burgasser et al.

[11] Patent Number: Des. 367,221

[45] Date of Patent: **Feb. 20, 1996

[54] **CANTILEVER SUPPORT FOR A DESK SYSTEM**

[75] Inventors: **Joan Burgasser**, York, Pa.; **James Hennan**, Farmington, Minn.

[73] Assignee: **Rosemount Office Systems, Inc.**, Lakeville, Minn.

[**] Term: **14 Years**

[21] Appl. No.: **12,663**

[22] Filed: **Sep. 3, 1993**

[52] U.S. Cl. **D8/381**; D8/380

[58] Field of Search D8/380-381; 248/235, 248/246-247, 250, 238, 251, 249; 108/152, 108

[56] **References Cited**

U.S. PATENT DOCUMENTS

D. 312,962	12/1990	Overton	D8/381
D. 315,494	3/1991	Latham	D8/380 X
4,660,477	4/1987	Kortering et al.	108/152 X
4,735,152	4/1988	Bricker	108/152 X
4,830,440	5/1989	Birch	108/152 X
4,914,873	4/1990	Newhouse	52/36
4,962,805	10/1990	Allen	160/135
5,038,539	8/1991	Kelly et al.	52/239
5,083,512	1/1992	Newhouse et al.	108/50

OTHER PUBLICATIONS

The Unicell Flexible Laboratory Furniture System brochure; publication date—1989.
Allsteel—Syntrax II brochure; publication date—unknown (admitted prior art).

Lear Siegler Inc., Burroughs Division, Sigma 2000 brochure; publication date—1984.
System One Cube Desks brochure, Haskell of Pittsburgh, Inc.; publication date—unknown (admitted prior art).
Atlantic Furniture Systems brochure; publication date—unknown (admitted prior art).
Marvel Advanced Office Furniture brochure; publication date—1989.
Hayworth, Inc. brochure—RACE System; publication date—1990.
LA.Z.BOY Revisions brochure—publication date—unknown (admitted prior art).
Krueger WorkZone brochure—publication date—unknown (admitted prior art).
Steelcase Context brochure—publication date—1989.
LEGS by SMED brochure—publication date—unknown (admitted prior art).

Primary Examiner—A. Hugo Word
Assistant Examiner—Holly Baynham
Attorney, Agent, or Firm—Westman, Champlin & Kelly

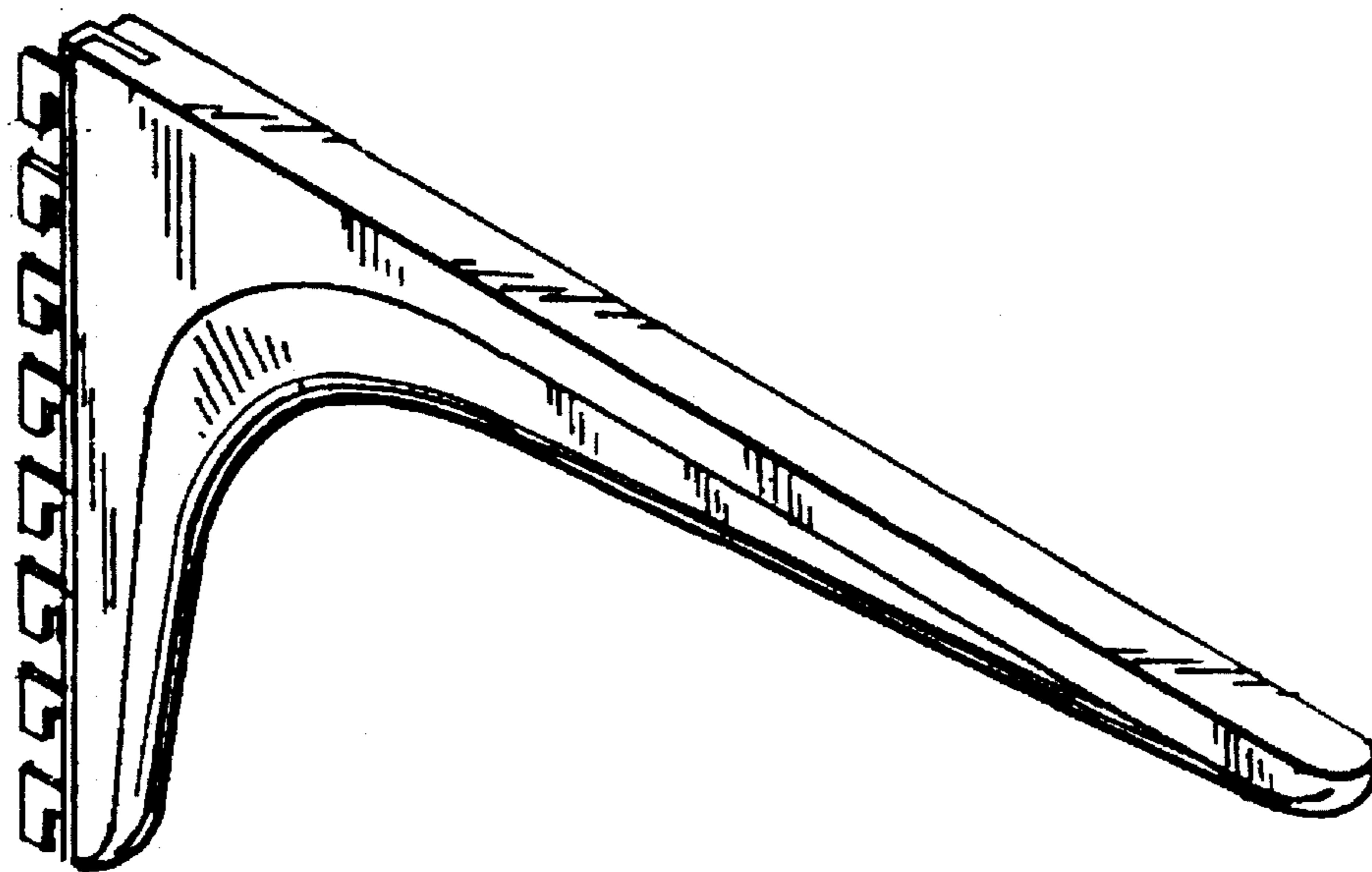
[57] **CLAIM**

The ornamental design for a cantilever support for a desk system, as shown and described.

DESCRIPTION

FIG. 1 is a perspective view of a cantilever support for a desk system embodying our new design;
FIG. 2 is a left side elevational view thereof;
FIG. 3 is a top plan view thereof;
FIG. 4 is a bottom plan thereof;
FIG. 5 is a front elevational view thereof; and,
FIG. 6 is a rear elevational view thereof.

1 Claim, 1 Drawing Sheet






Fig. 1

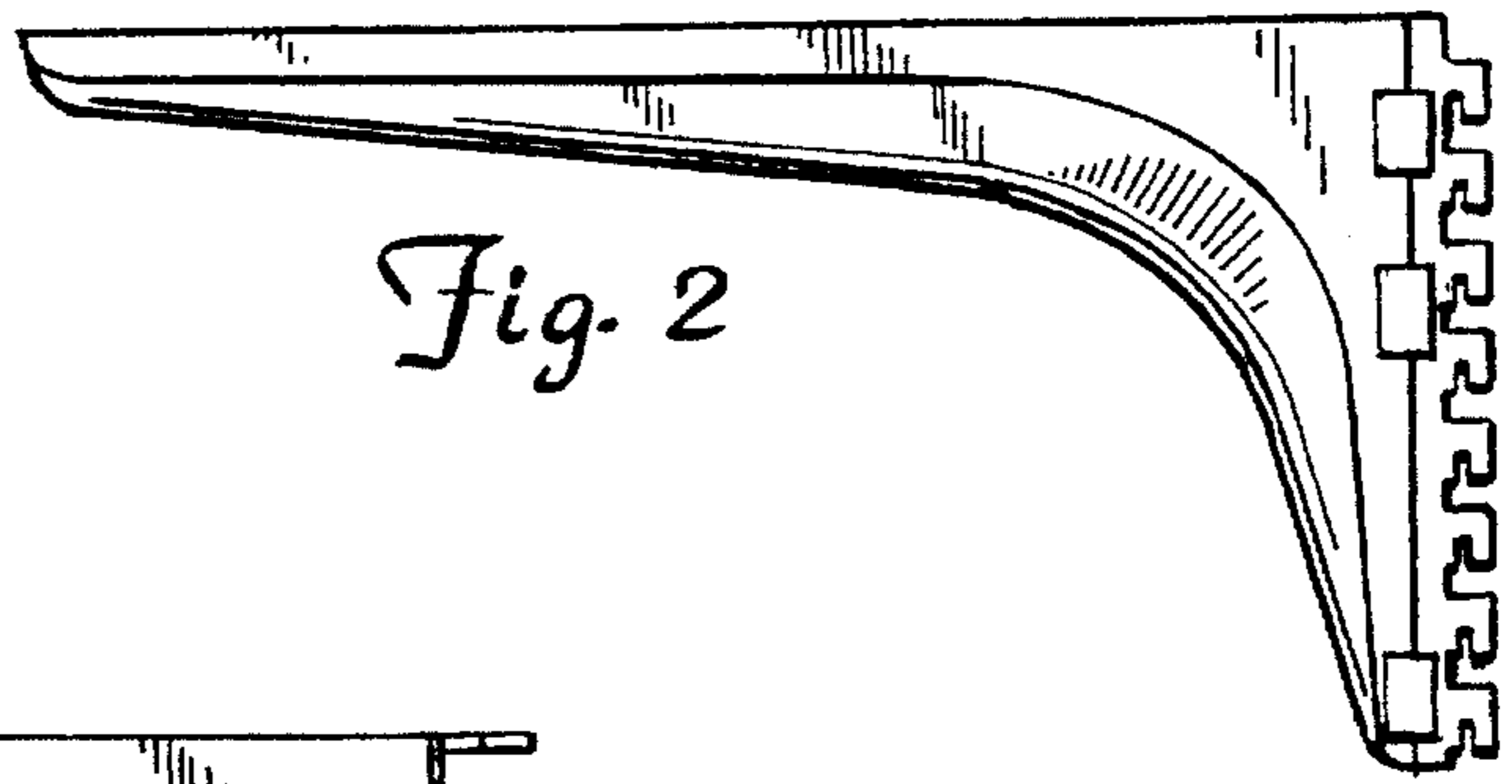


Fig. 2



Fig. 3




Fig. 4



Fig. 5



Fig. 6