



US00D367204S

United States Patent [19]

[11] **Patent Number: Des. 367,204**

Hook

[45] **Date of Patent: **Feb. 20, 1996**

[54] **COFFEE MAKER CLEANER**

[76] Inventor: **Debra L. Hook**, P.O. Box 526, Berlin, N.Y. 12022

[**] Term: **14 Years**

[21] Appl. No.: **33,207**

[22] Filed: **Jan. 6, 1995**

[52] U.S. Cl. **D7/397**; D7/213; D28/7; D32/35; D4/116

[58] Field of Search D28/7; D4/120, D4/119, 116, 130; D32/35; D7/387, 393, 397, 401.2, 213; D2/999; 15/114, 110

[56] **References Cited**

U.S. PATENT DOCUMENTS

D. 93,026	8/1934	Krenz	D4/130
D. 171,592	3/1954	Gore	15/114 X
D. 175,142	7/1955	Appel	D7/117
D. 194,522	2/1963	Allegretti	D28/7 X
D. 201,173	5/1965	Kamp	D4/116

D. 254,762	4/1980	Lundvik	D4/116
D. 262,837	2/1982	Buffington	D2/999
D. 328,366	7/1992	Villani	D28/7
4,486,109	12/1984	Rosofsky	15/110 X
5,077,857	1/1992	Sellers	15/114 X

Primary Examiner—Alan P. Douglas
Assistant Examiner—M. N. Pandozzi
Attorney, Agent, or Firm—Schmeiser, Olsen & Watts

[57] **CLAIM**

The ornamental design for a coffee maker cleaner, as shown.

DESCRIPTION

FIG. 1 is a top plan view of a coffee maker cleaner showing my new design;
FIG. 2 is a right side elevational view thereof;
FIG. 3 is a front elevational view thereof;
FIG. 4 is a rear elevational view thereof;
FIG. 5 is a bottom plan view thereof;
FIG. 6 is a right side perspective view thereof; and,
FIG. 7 is a left side perspective view thereof.

1 Claim, 2 Drawing Sheets

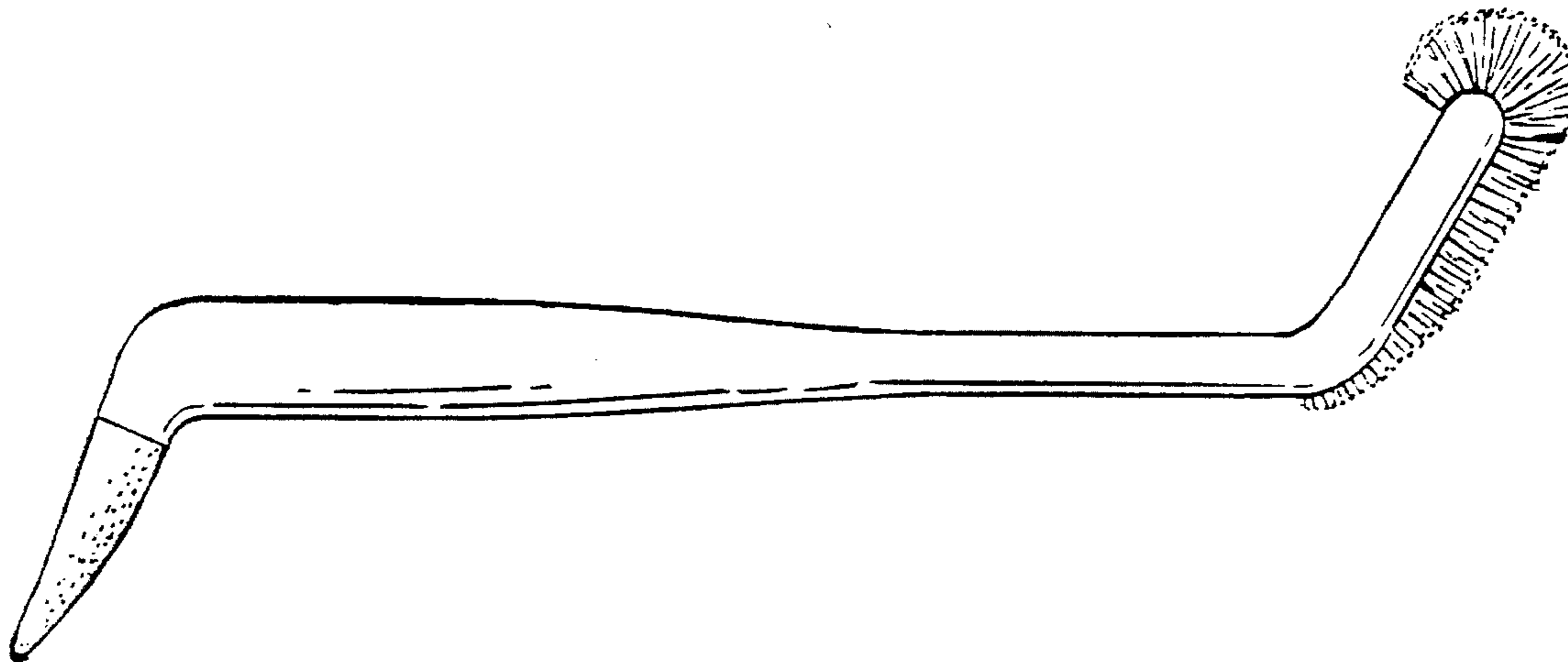




FIG. 1

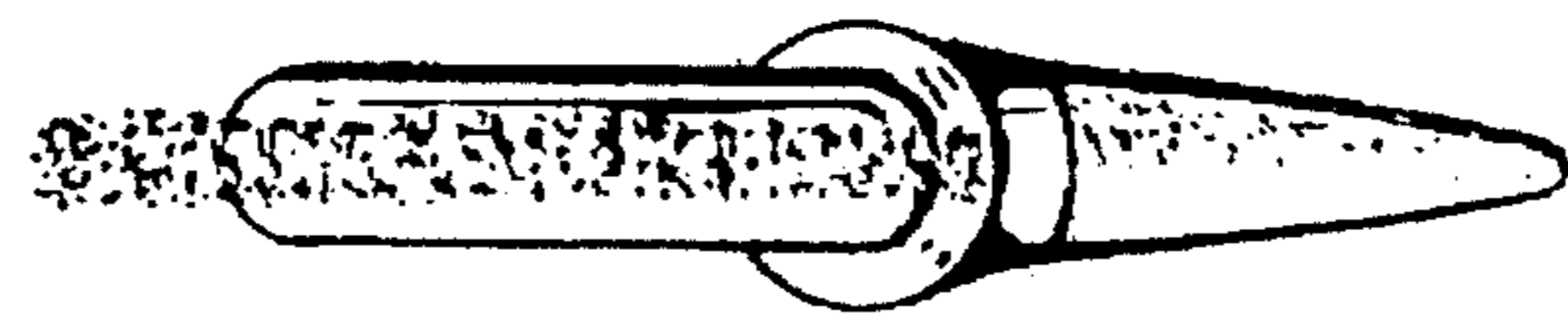


FIG. 3

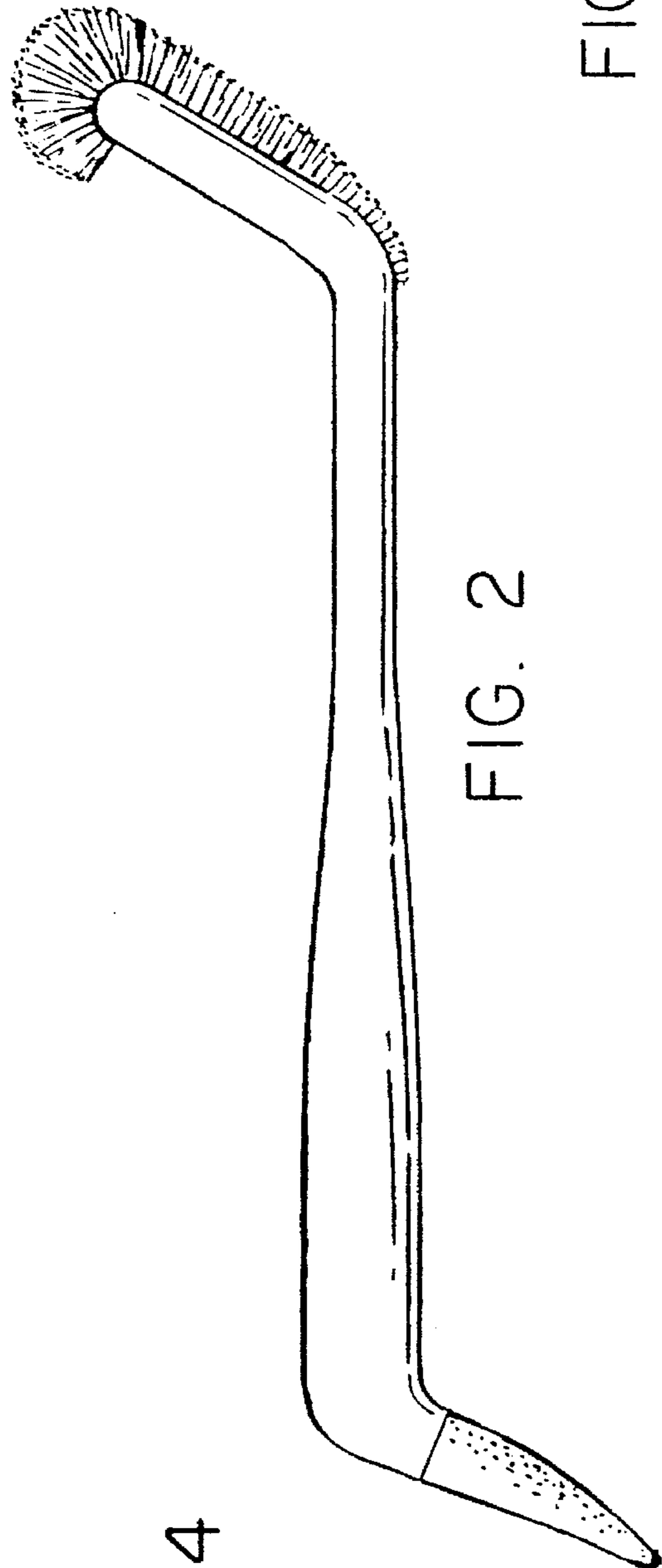


FIG. 2



FIG. 4



FIG. 5

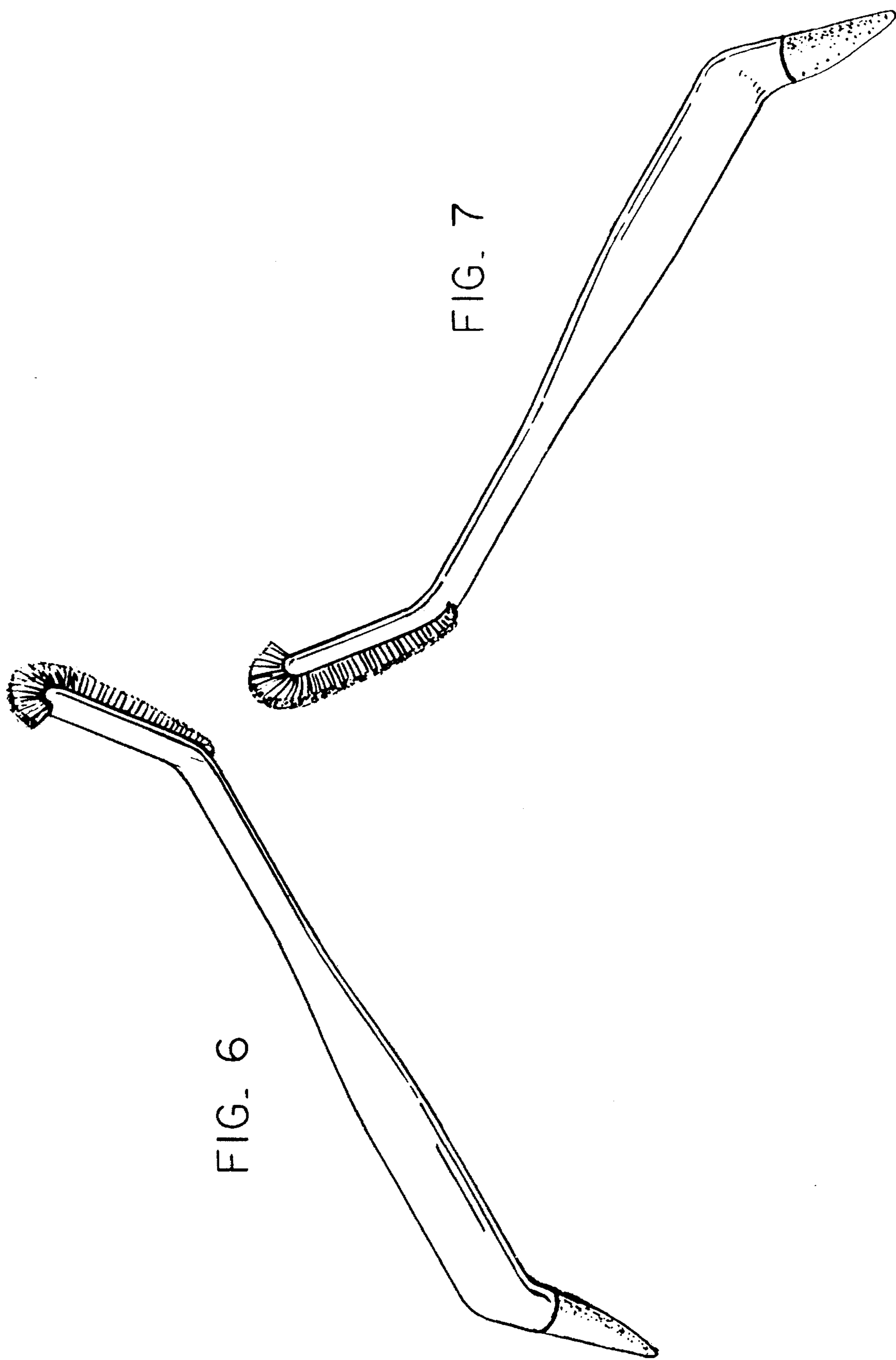


FIG. 6

FIG. 7