



US00D367169S

United States Patent [19]

[11] Patent Number: **Des. 367,169**

Vincent

[45] Date of Patent: ****Feb. 20, 1996**

[54] **CARRYING CASE FOR SKIS, POLES AND ACCESSORIES**

D. 332,695 1/1993 Moscovitch D3/261
4,860,935 8/1989 Pavlinsky 206/315.1

[76] Inventor: **Robert C. Vincent**, 104 Rose Twig La., North Wales, Pa. 19454

Primary Examiner—Louis S. Zarfes
Assistant Examiner—Catherine R. Oliver

[**] Term: **14 Years**

[57] **CLAIM**

The ornamental design for the carrying case for skis poles and accessories, as shown and described.

[21] Appl. No.: **19,152**

[22] Filed: **Feb. 24, 1994**

DESCRIPTION

[52] U.S. Cl. **D3/261**

[58] Field of Search D3/261, 282, 270,
D3/254, 901, 273; 206/315.1, 579, 278,
305, 349, 335; 224/917, 202

FIG. 1 is a front elevational view of the carrying case for skis poles and accessories showing my new design;
FIG. 2 is a rear elevational view thereof;
FIG. 3 is a left side elevational view thereof;
FIG. 4 is a right side elevational view thereof;
FIG. 5 is a top plan view thereof;
FIG. 6 is a bottom plan view thereof;
FIG. 7 is a cross-sectional elevational view taken along line 7—7 of FIG. 1; and,
FIG. 8 is a cross-sectional elevational view taken along line 8—8 of FIG. 1.

[56] References Cited

U.S. PATENT DOCUMENTS

D. 212,139	8/1968	Alexander et al.	D3/261
D. 222,012	9/1971	Harris	D3/282 X
D. 230,378	2/1974	Eisenberg	D3/261
D. 247,459	3/1978	Tennison	D3/282
D. 257,913	1/1981	O'Dair	D3/261
D. 321,430	11/1991	Wirth	D3/261

1 Claim, 4 Drawing Sheets

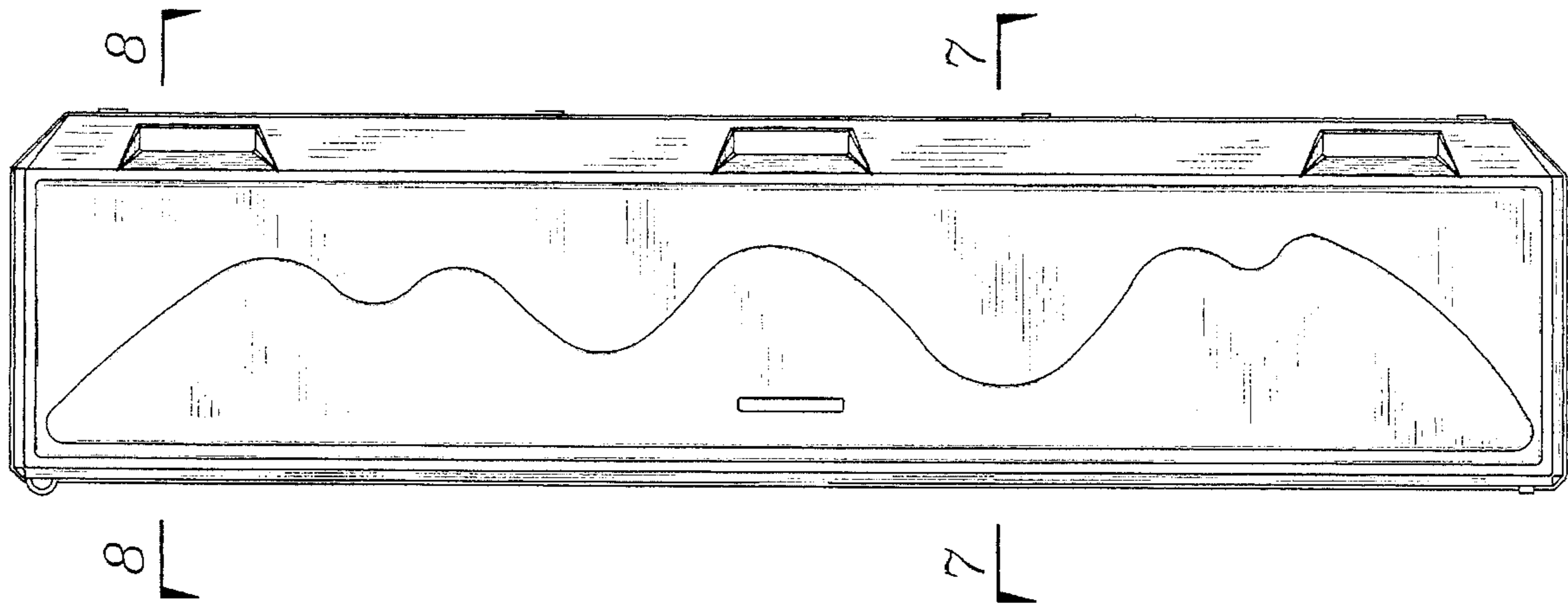


FIG. 1

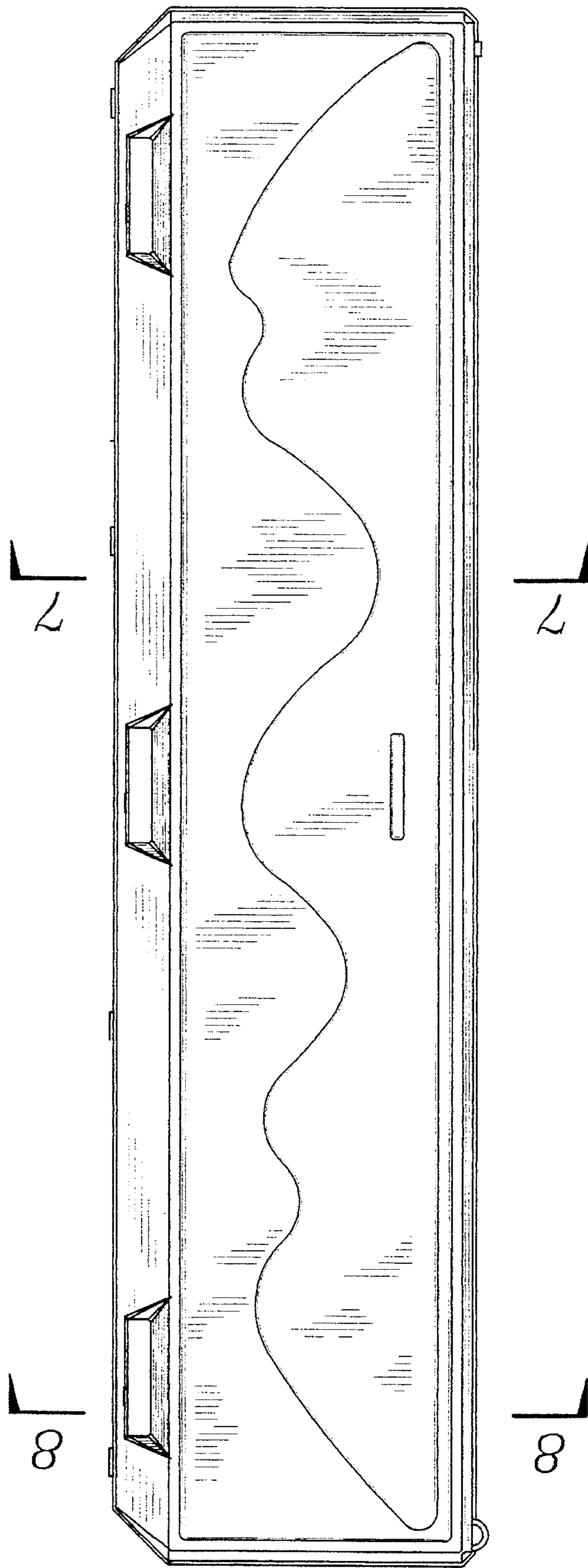


FIG. 2

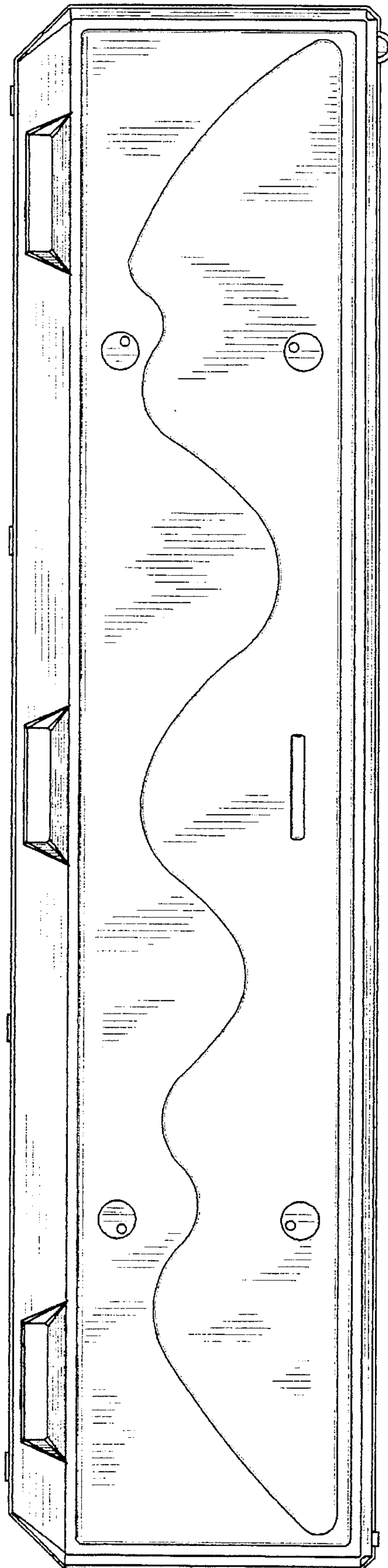


FIG. 4




FIG. 3




FIG. 5

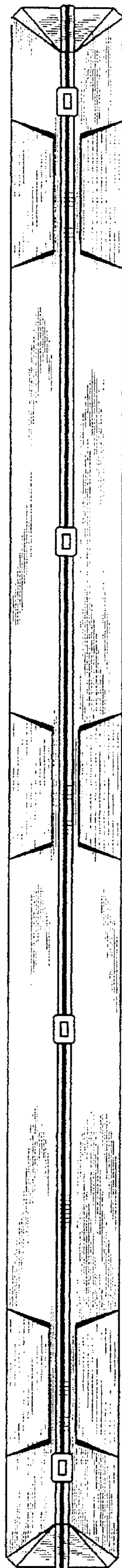


FIG. 6

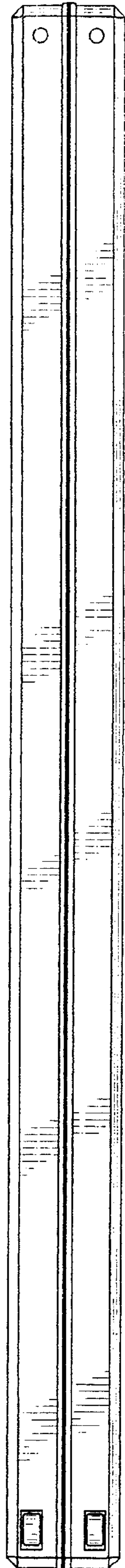


FIG. 7

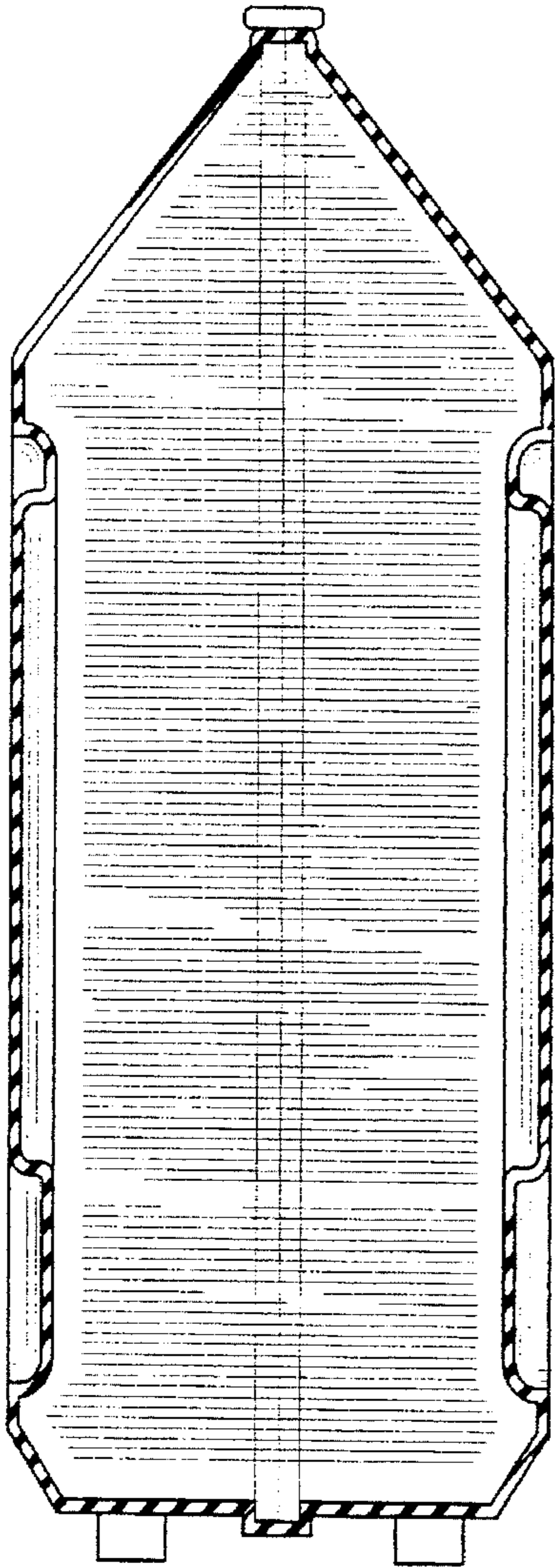


FIG. 8

