



US00D367164S

United States Patent [19]

[11] Patent Number: **Des. 367,164**

Fisher et al.

[45] Date of Patent: ****Feb. 20, 1996**

[54] **HEEL INSOLE**

[75] Inventors: **Randall K. Fisher**, Germantown;
Donald B. Thompson, Memphis, both
of Tenn.

[73] Assignee: **Schering-Plough Healthcare Products,
Inc.**, Memphis, Tenn.

[**] Term: **14 Years**

[21] Appl. No.: **22,800**

[22] Filed: **May 12, 1994**

[52] U.S. Cl. **D2/961**

[58] Field of Search D2/961; 36/35 R,
36/36 R, 37, 71, 44, 91, 92, 3 R, 3 B, 88,
140, 43, 173, 76, 80, 147

3,545,447 12/1970 Silverman 128/583
 3,616,170 10/1971 Closson, Jr. et al. 36/68 X
 3,638,336 2/1972 Silverman 36/44
 4,084,333 4/1978 Del Vecchio 36/43
 4,232,457 11/1980 Mosher 36/44
 4,325,380 4/1982 Malkin 128/581
 4,346,525 8/1982 Larsen et al. 36/69
 4,435,910 3/1984 Marc 36/44
 4,510,700 4/1985 Brown 36/44
 4,517,981 5/1985 Santopietro et al. 128/581
 4,530,173 7/1985 Jesinsky, Jr. 36/92
 4,627,178 12/1986 Sullivan et al. 36/44
 4,686,993 8/1987 Grumbine 128/581
 4,694,589 9/1987 Sullivan et al. 36/44
 4,747,410 5/1988 Cohen 128/581
 4,759,357 7/1988 Allart et al. 128/581
 4,793,078 12/1988 Andrews 36/43

(List continued on next page.)

FOREIGN PATENT DOCUMENTS

73542 12/1993 Canada .
 447194 5/1936 United Kingdom .

Primary Examiner—Doris V. Coles
Attorney, Agent, or Firm—Joseph T. Majka; Robert A.
 Franks; Eric S. Dicker

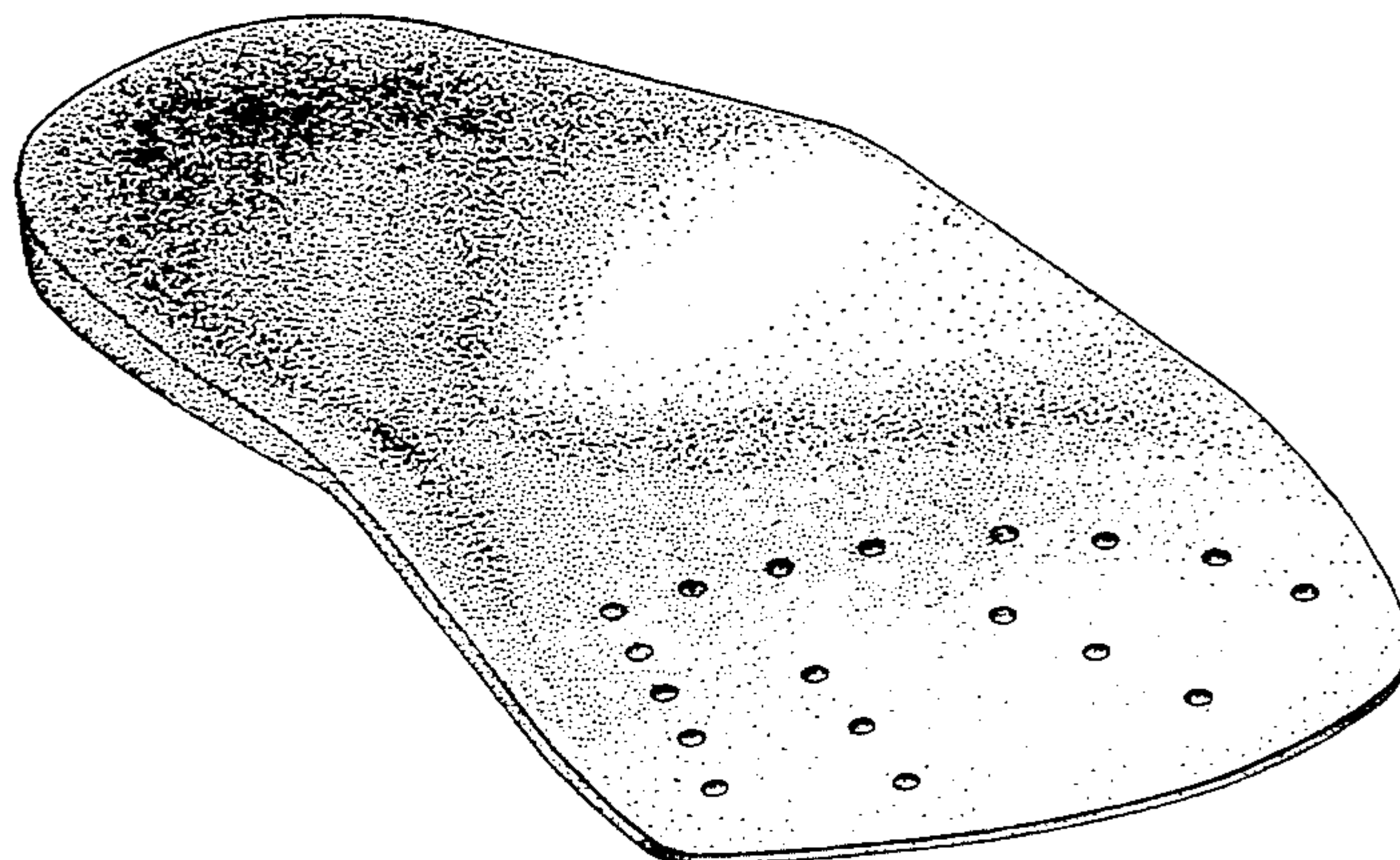
[57] CLAIM

The ornamental design for a heel insole, as shown and described.

DESCRIPTION

FIG. 1 is a top front perspective view of a heel insole showing our new design for use on the right foot; FIG. 2 is a bottom rear perspective view thereof; FIG. 3 is a front end view thereof; FIG. 4 is a rear end view thereof; FIG. 5 is a right side view thereof; FIG. 6 is a left side view thereof; FIG. 7 is a top plan view thereof; FIG. 8 is a bottom plan view thereof; and, FIG. 9 is a top plan view of a heel insole showing a second embodiment of our new design for use on the left foot, the other views all being mirror images of those of the first embodiment.

1 Claim, 3 Drawing Sheets



[56] **References Cited**

U.S. PATENT DOCUMENTS

D. 259,675 6/1981 Gordon et al. .
 D. 302,624 8/1989 Thompson et al. .
 D. 358,249 5/1995 Vasyli D2/961
 855,163 5/1907 Cotter 36/80
 905,617 12/1908 Wood 36/147
 999,524 8/1911 Schwarzschild 36/80
 1,055,768 3/1913 Levee et al. .
 1,244,027 10/1917 Calvey .
 1,508,110 9/1924 Mayer .
 1,675,214 6/1928 Friberg 36/147
 2,008,207 7/1935 Greenberg 36/71
 2,105,381 1/1938 Steiner 36/147
 2,348,300 5/1944 Klaus 36/8.5
 2,379,366 6/1945 Lumbarde 36/37
 2,403,442 7/1946 Klaus 36/8.5
 2,409,960 10/1946 Scholl 36/71
 2,426,735 9/1947 Hiss 36/43 X
 2,598,782 6/1952 Gillis 36/2.5
 2,599,317 6/1952 Brady 36/44
 2,924,849 2/1960 Buchman .
 3,068,872 12/1962 Brody .
 3,244,176 4/1966 Neu 128/581
 3,300,880 1/1967 Campagna 36/2.5
 3,309,797 3/1967 Poitras 36/80
 3,333,353 8/1967 Garcia 36/68
 3,466,763 9/1969 Levin 36/2.5
 3,530,489 9/1970 Appleton 36/44

Des. 367,164

Page 2

U.S. PATENT DOCUMENTS							
4,823,420	4/1989	Bartneck	36/44 X	5,174,052	12/1992	Schoenhaus et al.	36/144
4,841,648	6/1989	Shaffer et al.	36/43	5,187,885	2/1993	Murphy	36/43 X
4,910,886	3/1990	Sullivan et al.	36/44	5,282,326	1/1994	Schroder, Jr. et al.	36/145 X
				5,327,664	7/1994	Rothbart	36/174

FIG. 1

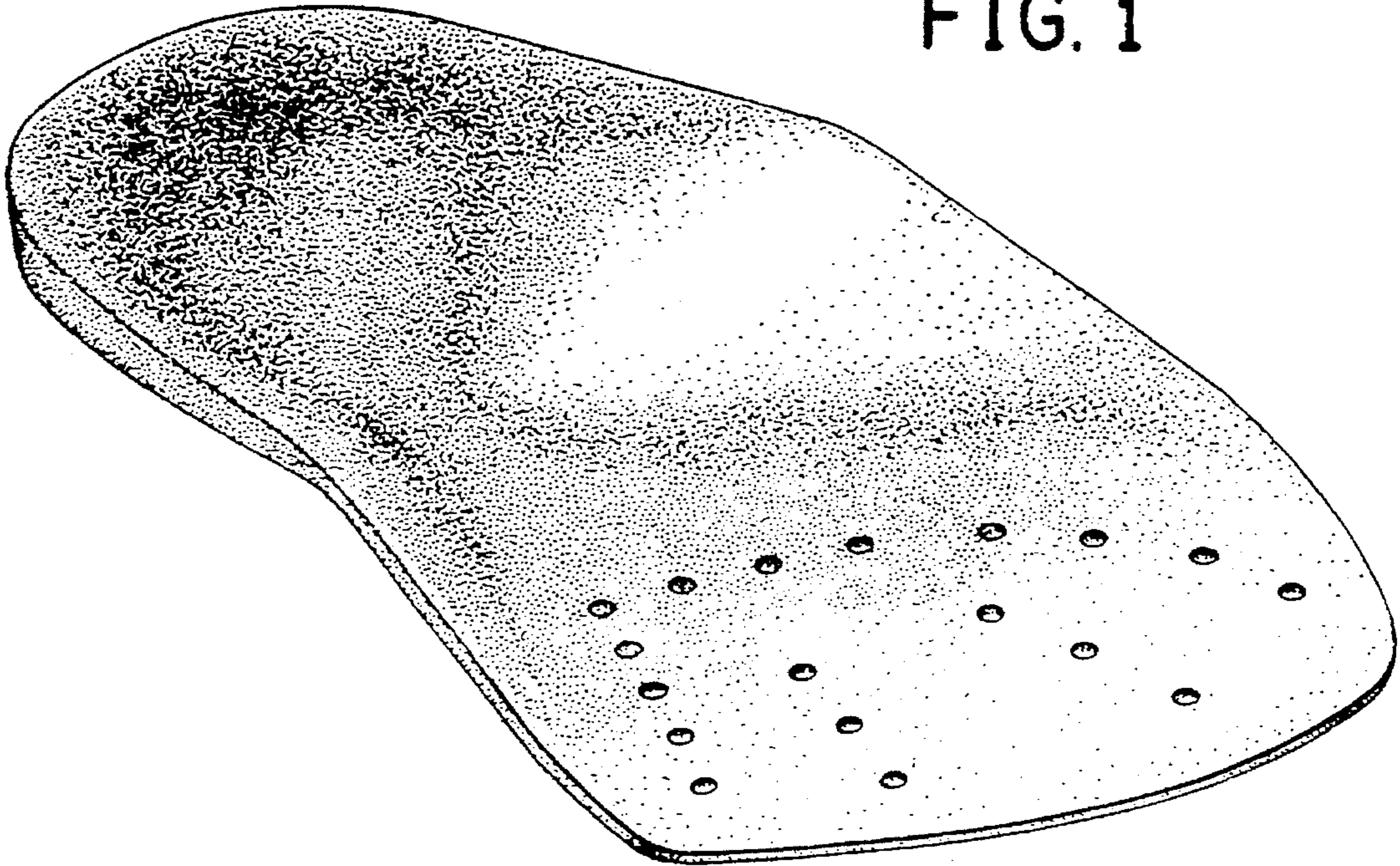
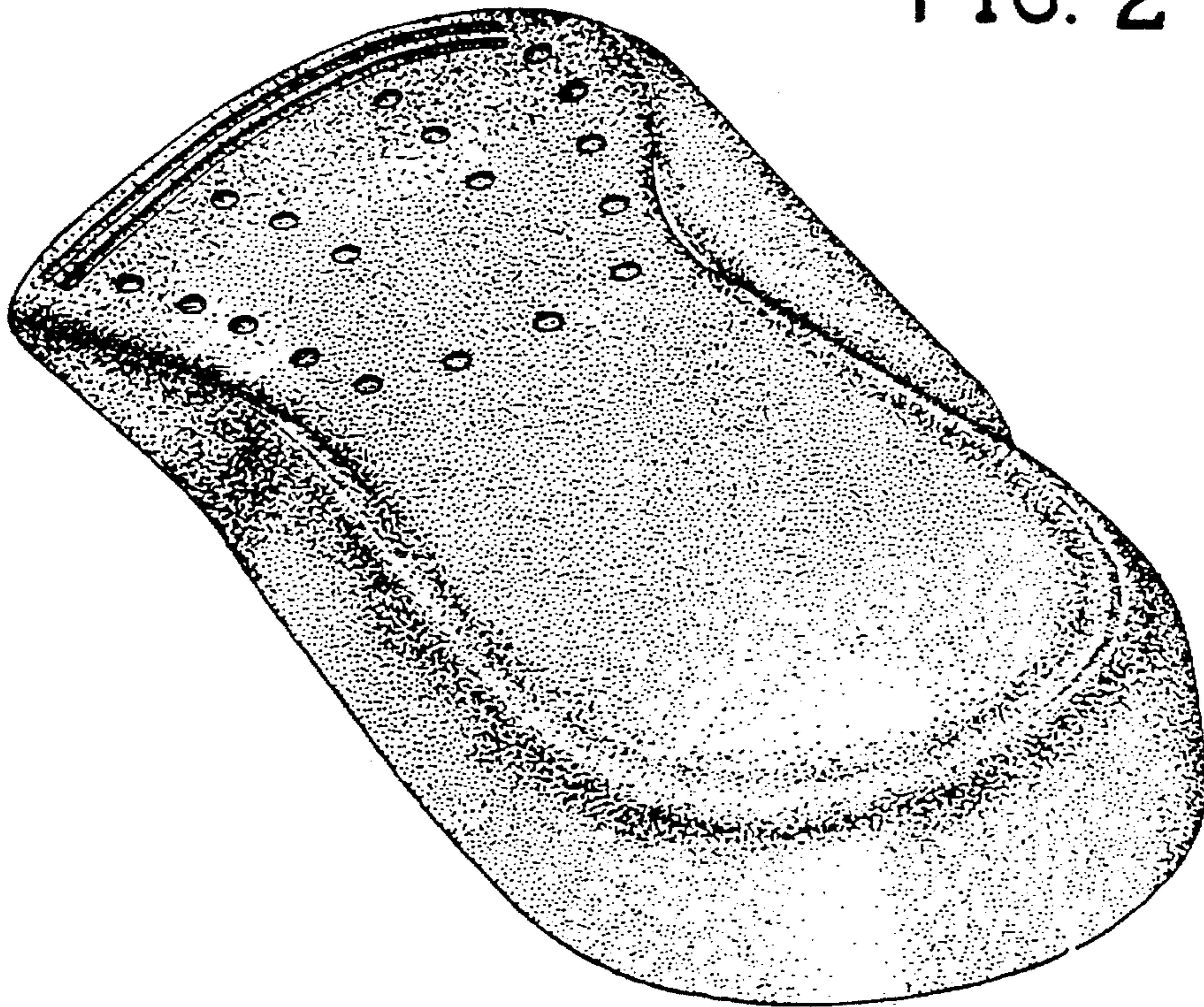


FIG. 2



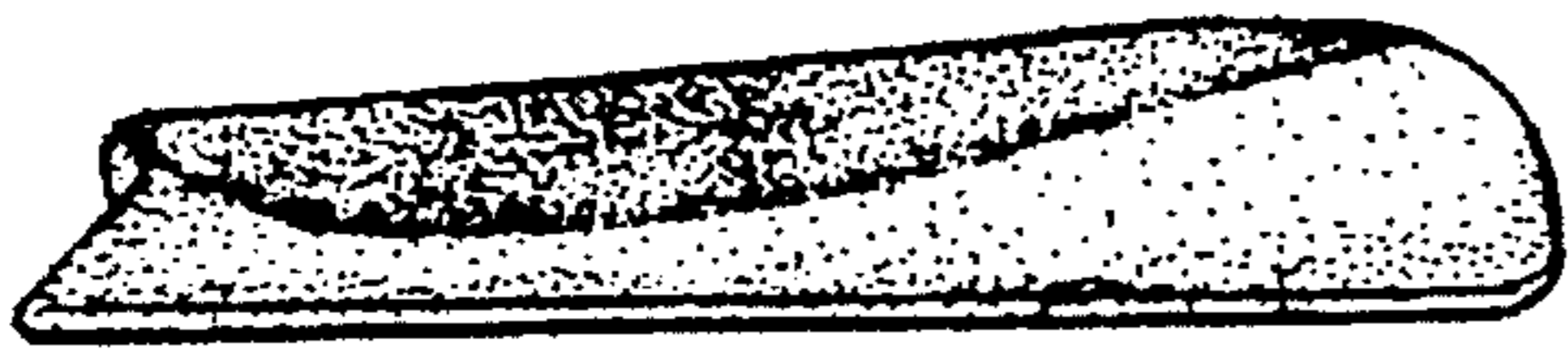


FIG. 3

FIG. 4



FIG. 5



FIG. 6




FIG. 7

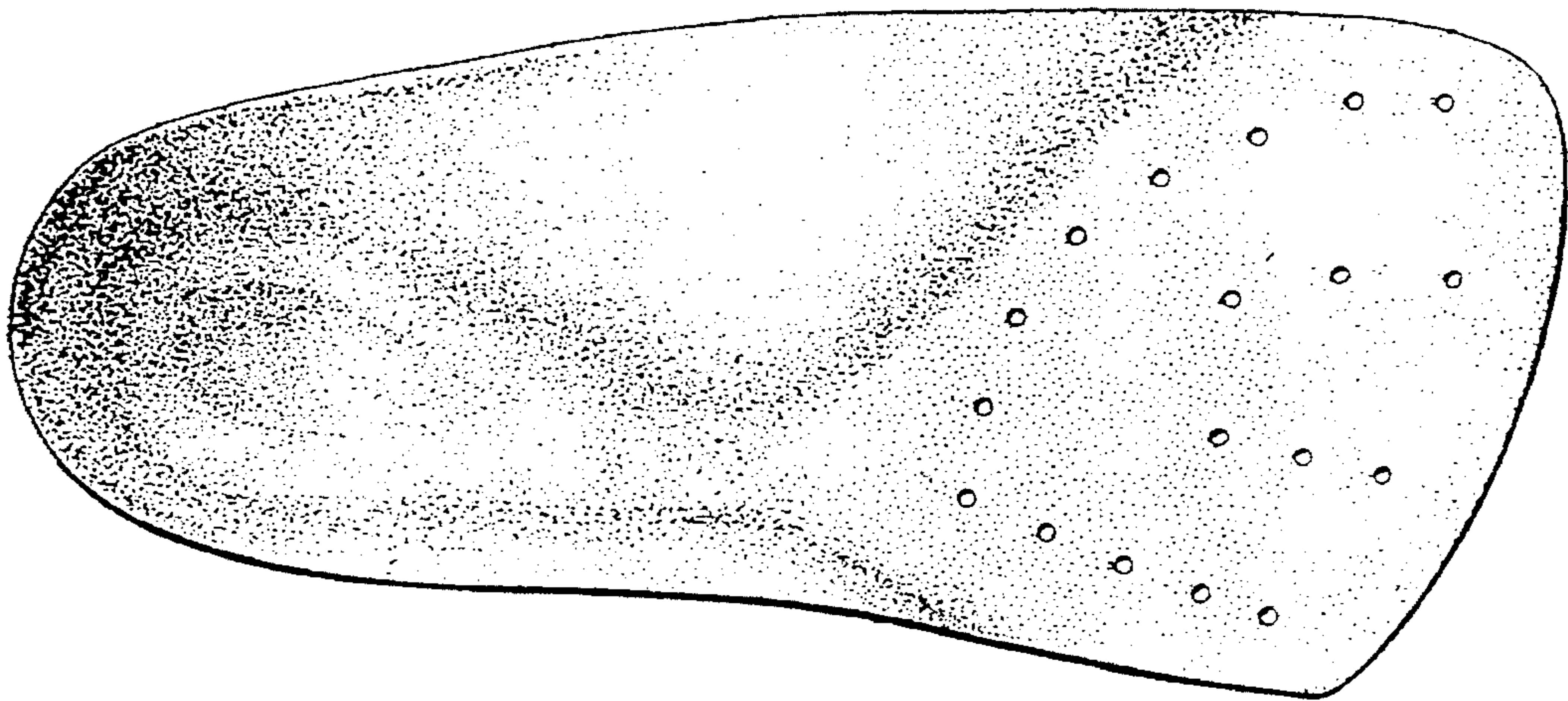


FIG. 8

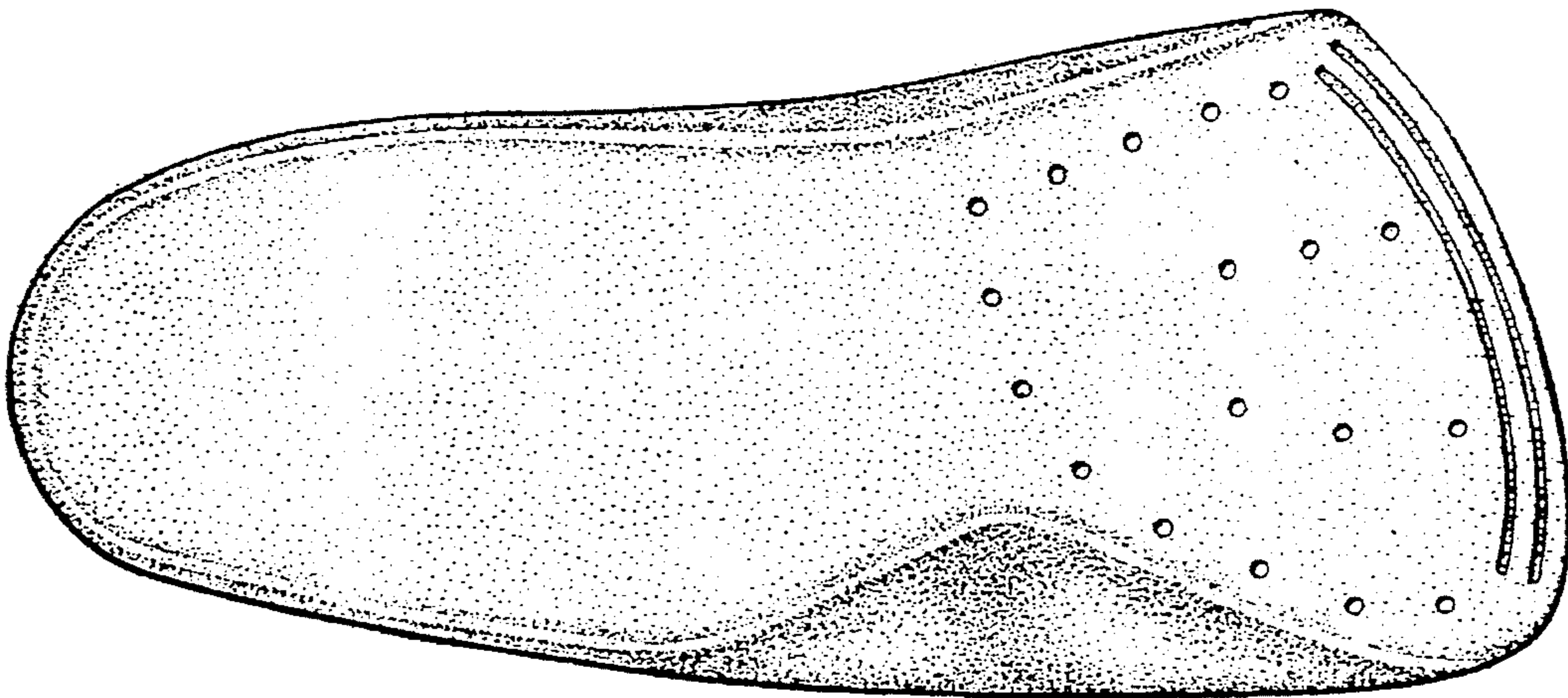


FIG. 9

