



US00D367162S

United States Patent [19]
Shea

[11] **Patent Number: Des. 367,162**

[45] **Date of Patent: **Feb. 20, 1996**

[54] **SHOE**

D. 356,206 3/1995 Martin D2/902
4,653,206 3/1987 Tanel 36/59 C X

[75] Inventor: **Joseph Shea**, Boston, Mass.

Primary Examiner—Nelson C. Holtje
Attorney, Agent, or Firm—Fish & Richardson

[73] Assignee: **SRL, Inc.**, Wilmington, Del.

[**] Term: **14 Years**

[57] **CLAIM**

The ornamental design for a shoe, as shown and described.

[21] Appl. No.: **37,036**

DESCRIPTION

[22] Filed: **Apr. 3, 1995**

[52] **U.S. Cl.** **D2/908**

[58] **Field of Search** D9/902-903, 907-908,
D9/910-912, 969-970, 953, 955, 957, 959-960;
36/59 R, 59 C, 113-115, 83-84, 102-103,
134

FIG. 1 is a perspective view of a shoe of FIG. 1 having a shoe design of the invention;

FIG. 2 is a top view of the shoe of FIG. 1 having the shoe design;

FIG. 3 is a front view of the shoe of FIG. 1 having the shoe design;

FIG. 4 is a rear view of the shoe of FIG. 1 having the shoe design;

FIG. 5 is a side view of the shoe of FIG. 1 having the shoe design;

FIG. 6 is the opposite side view of the shoe of FIG. 1 having the shoe design; and,

FIG. 7 is a bottom view of a different shoe having the shoe design.

[56] **References Cited**

U.S. PATENT DOCUMENTS

D. 257,647	12/1980	Combaret	D2/953
D. 294,192	2/1988	Igoe	D2/907
D. 294,767	3/1988	Igoe	D2/907
D. 318,942	8/1991	Ringel	D2/969
D. 325,666	4/1992	Earle	D2/969
D. 330,802	11/1992	Edmund	D2/952
D. 345,459	3/1994	Preskar	D2/902 X
D. 346,690	5/1994	Crowley	D2/902 X

1 Claim, 3 Drawing Sheets



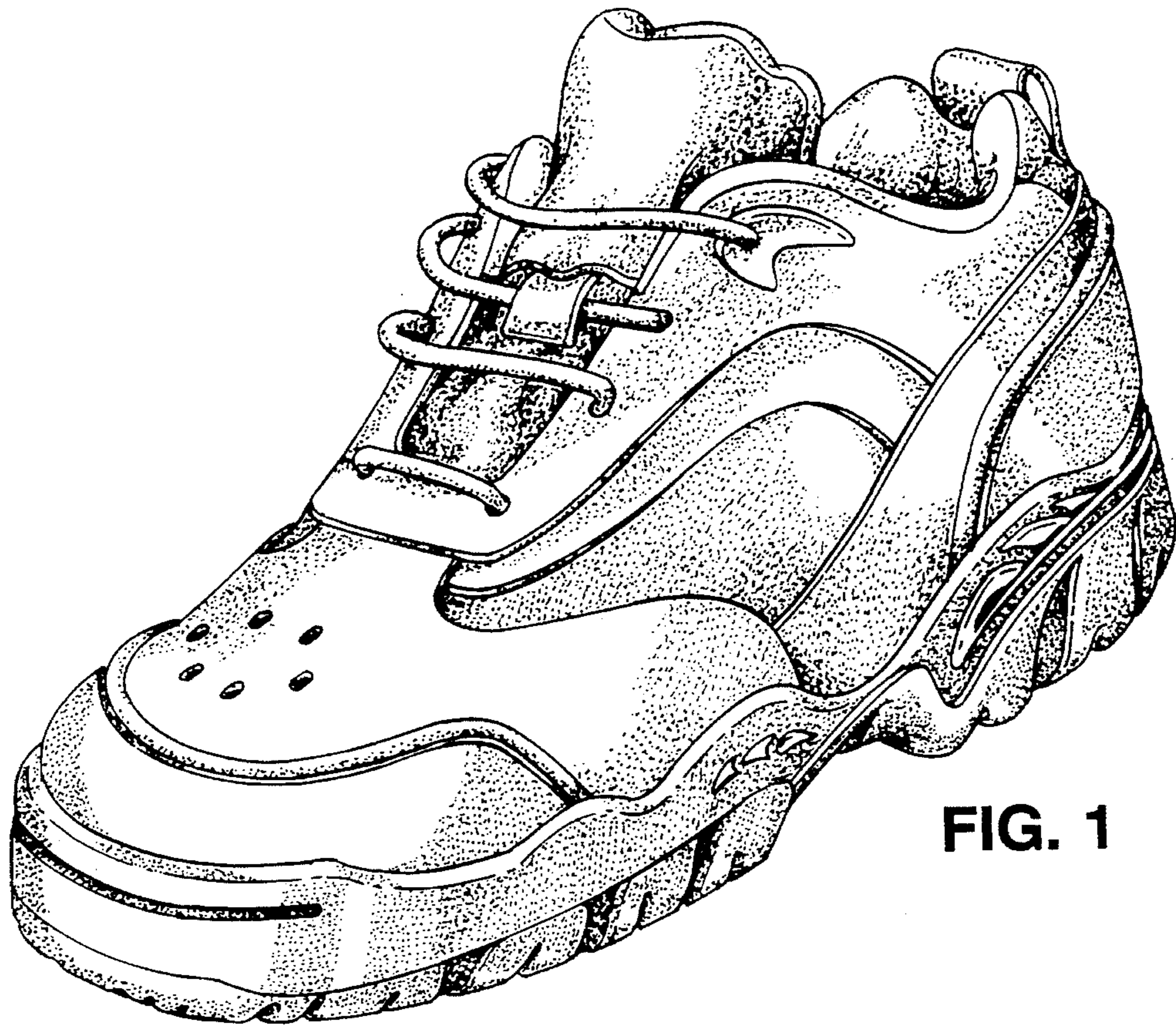


FIG. 1



FIG. 6

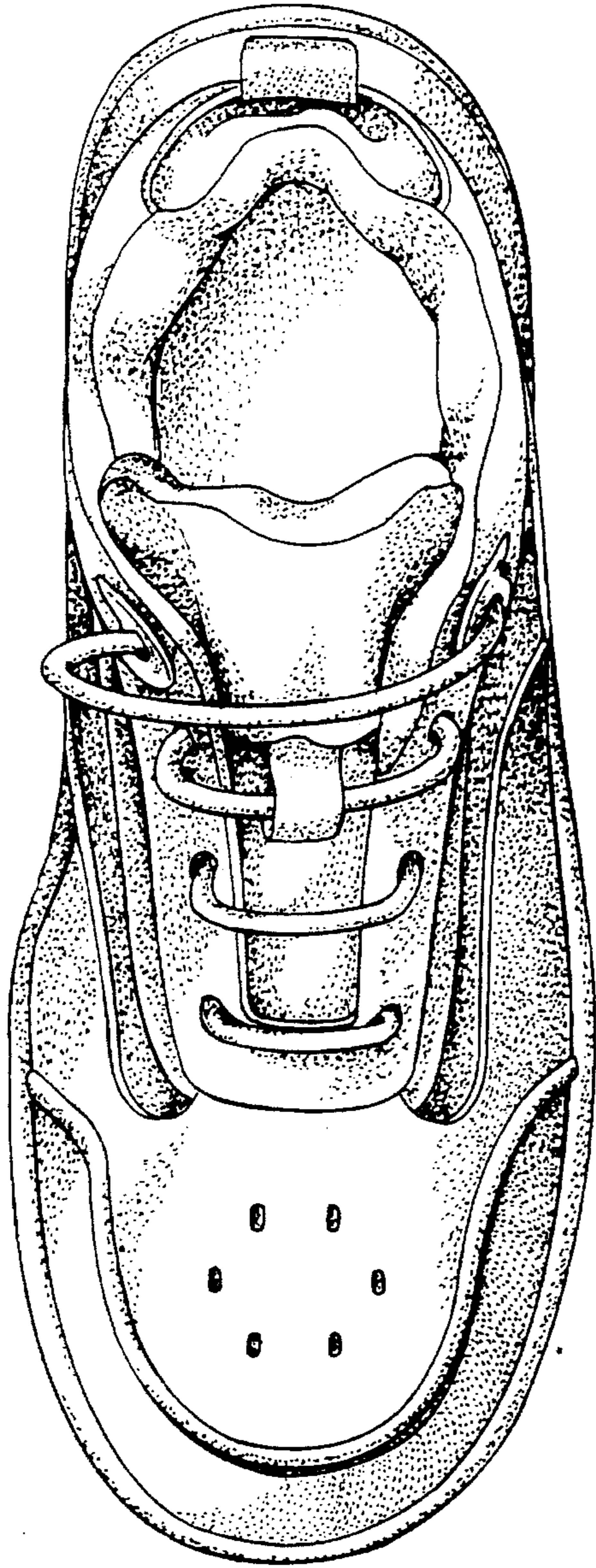


FIG. 2

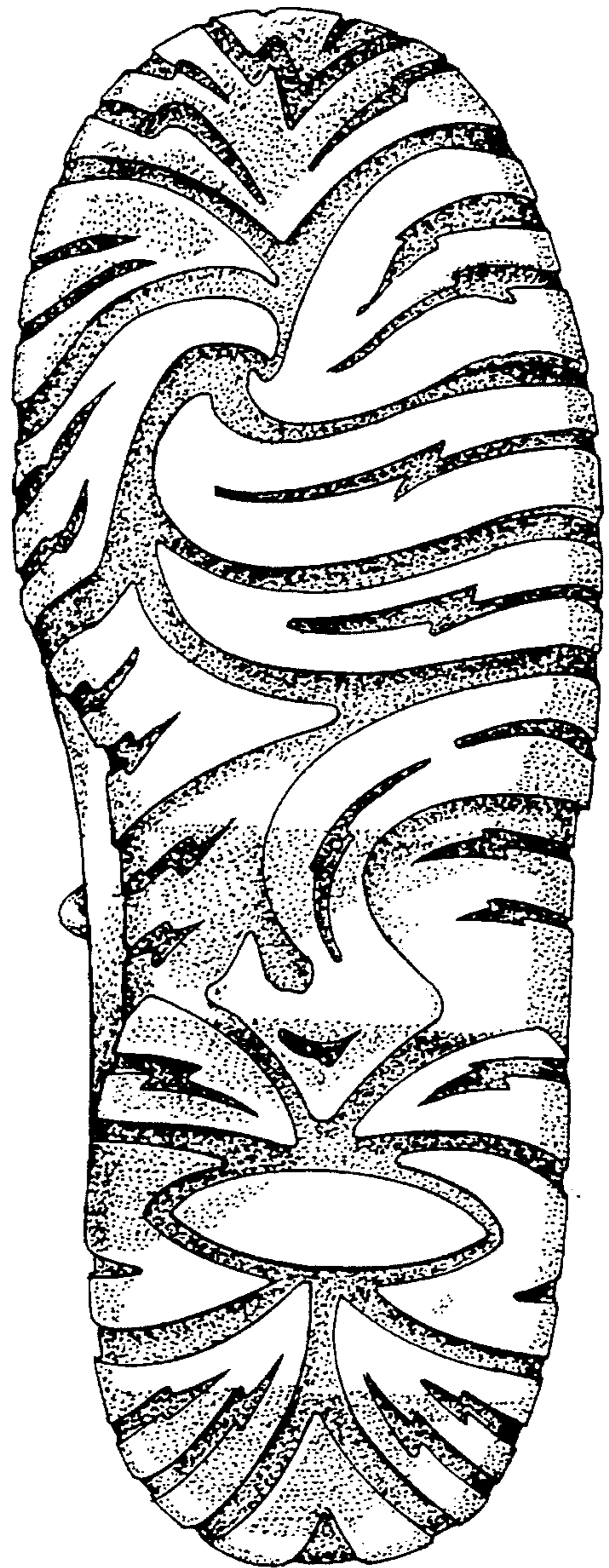


FIG. 7



FIG. 3

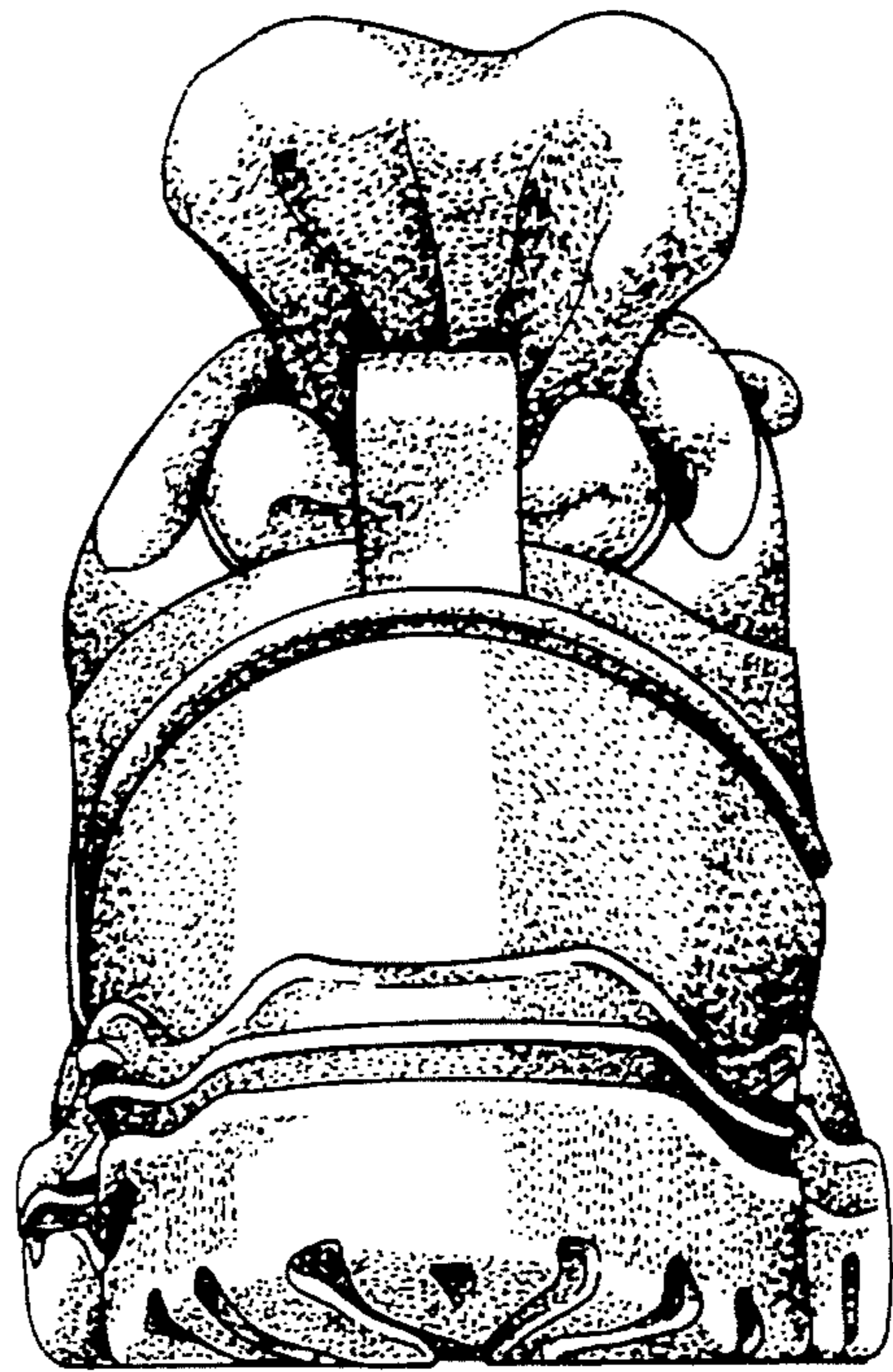


FIG. 4



FIG. 5