



US00D367161S

United States Patent [19]

[11] Patent Number: **Des. 367,161**

Shea

[45] Date of Patent: ****Feb. 20, 1996**

[54] **SHOE DESIGN**

D. 359,386 6/1995 Greene D2/969
4,653,206 3/1987 Tanel 36/59 C X

[75] Inventor: **Joseph Shea**, Boston, Mass.

Primary Examiner—Nelson C. Holtje
Attorney, Agent, or Firm—Fish & Richardson

[73] Assignee: **SRL, Inc.**, Wilmington, Del.

[**] Term: **14 Years**

[57] **CLAIM**

[21] Appl. No.: **37,034**

The ornamental design for a shoe design, as shown and described.

[22] Filed: **Apr. 3, 1995**

DESCRIPTION

[52] U.S. Cl. **D2/908**

[58] **Field of Search** D2/902-903, 907-908,
D2/910-912, 969-970, 957, 959-960, 953,
955; 36/59 R, 59 C, 113-115, 102-103,
83-84, 134

FIG. 1 is a perspective view of a shoe having a shoe design of the invention;

FIG. 2 is a top view of the shoe of FIG. 1 having the shoe design;

FIG. 3 is a front view of the shoe of FIG. 1 having the shoe design;

FIG. 4 is a rear view of the shoe of FIG. 1 having the shoe design;

FIG. 5 is a side view of the shoe of FIG. 1 having the shoe design;

FIG. 6 is the opposite side view of the shoe of FIG. 1 having the shoe design; and,

FIG. 7 is a bottom view of a different shoe having the shoe design.

[56] **References Cited**

U.S. PATENT DOCUMENTS

D. 257,647	12/1980	Combaret	D2/953
D. 301,389	6/1989	Miller	D2/969
D. 310,293	9/1990	Serna	D2/969
D. 313,885	1/1991	Richard	D2/970
D. 325,813	5/1992	Kittle	D2/970
D. 330,802	11/1992	Edmund	D2/952
D. 334,831	4/1993	Worthington	D2/969
D. 342,148	12/1993	Dahlsten	D2/969 X

1 Claim, 3 Drawing Sheets



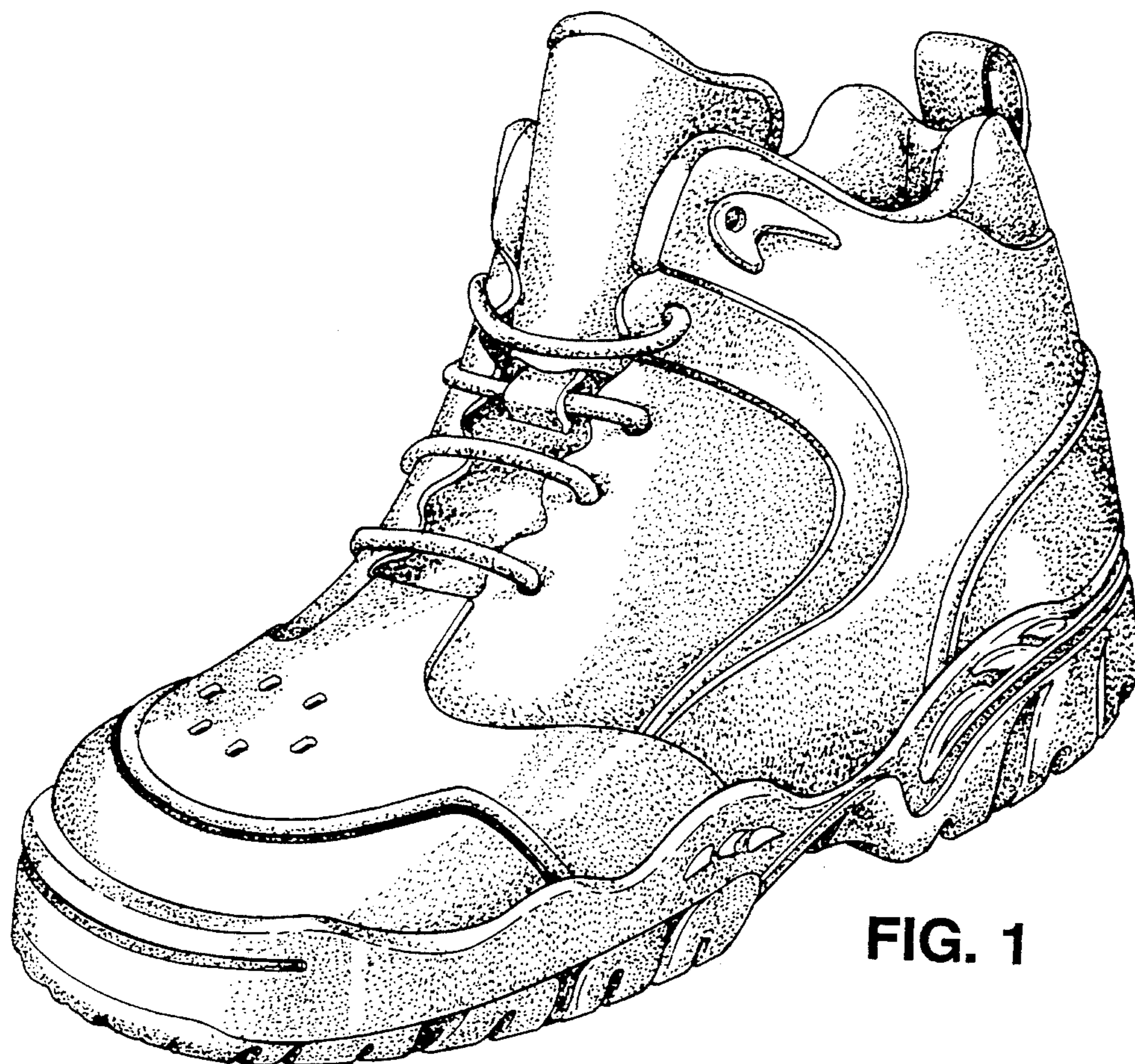


FIG. 1

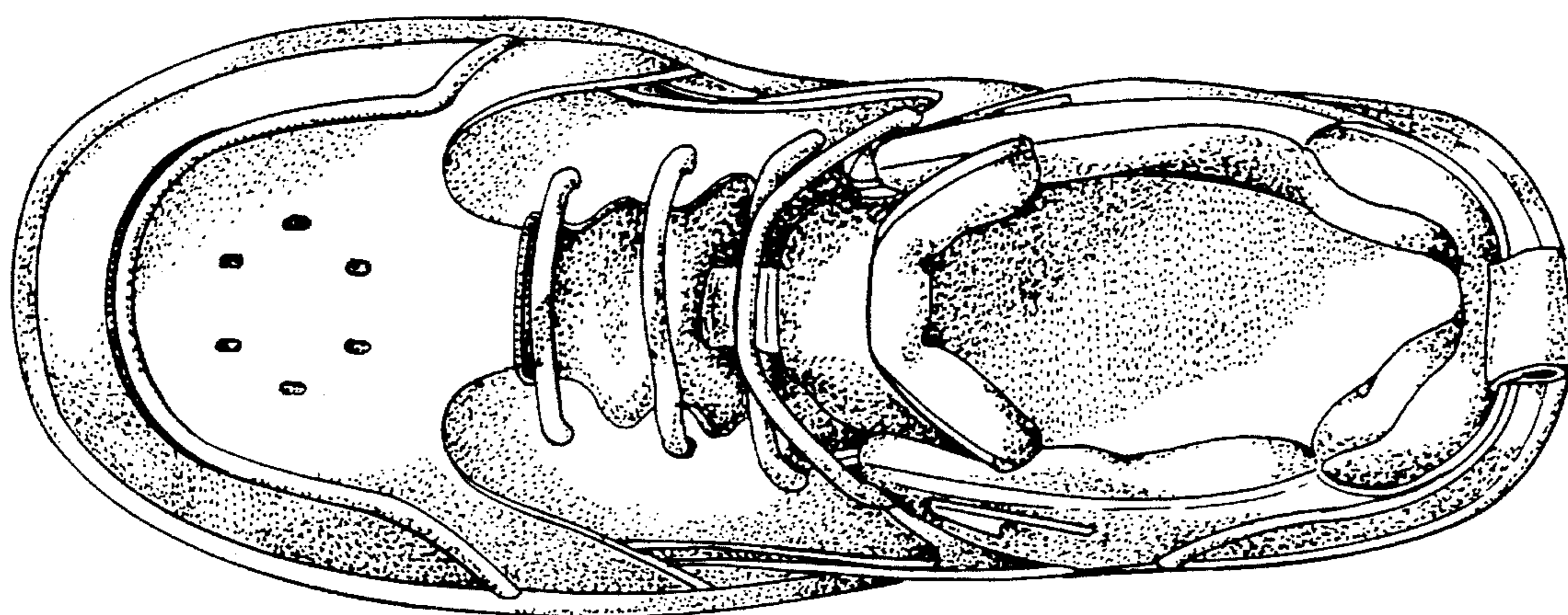


FIG. 2

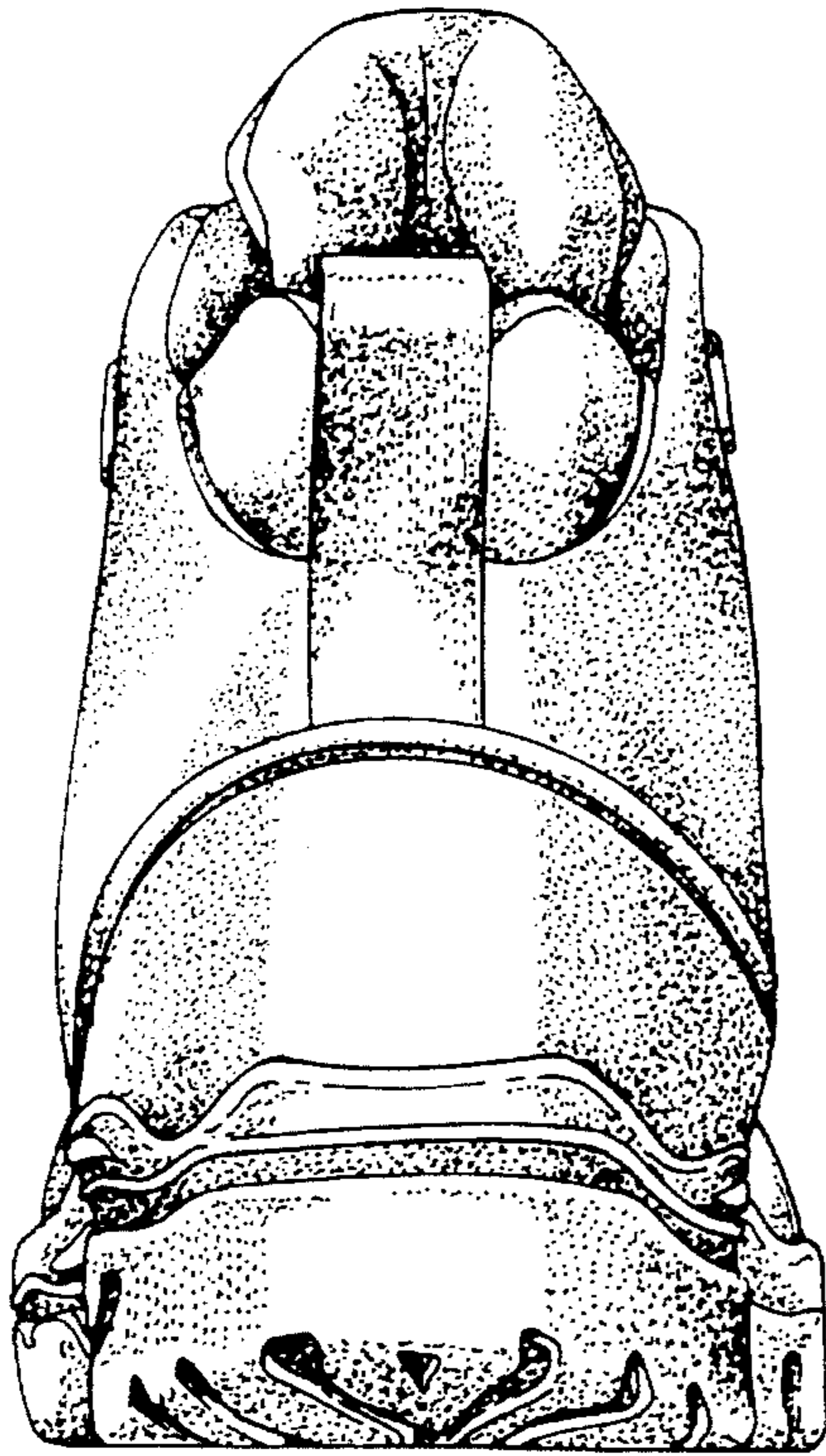


FIG. 4

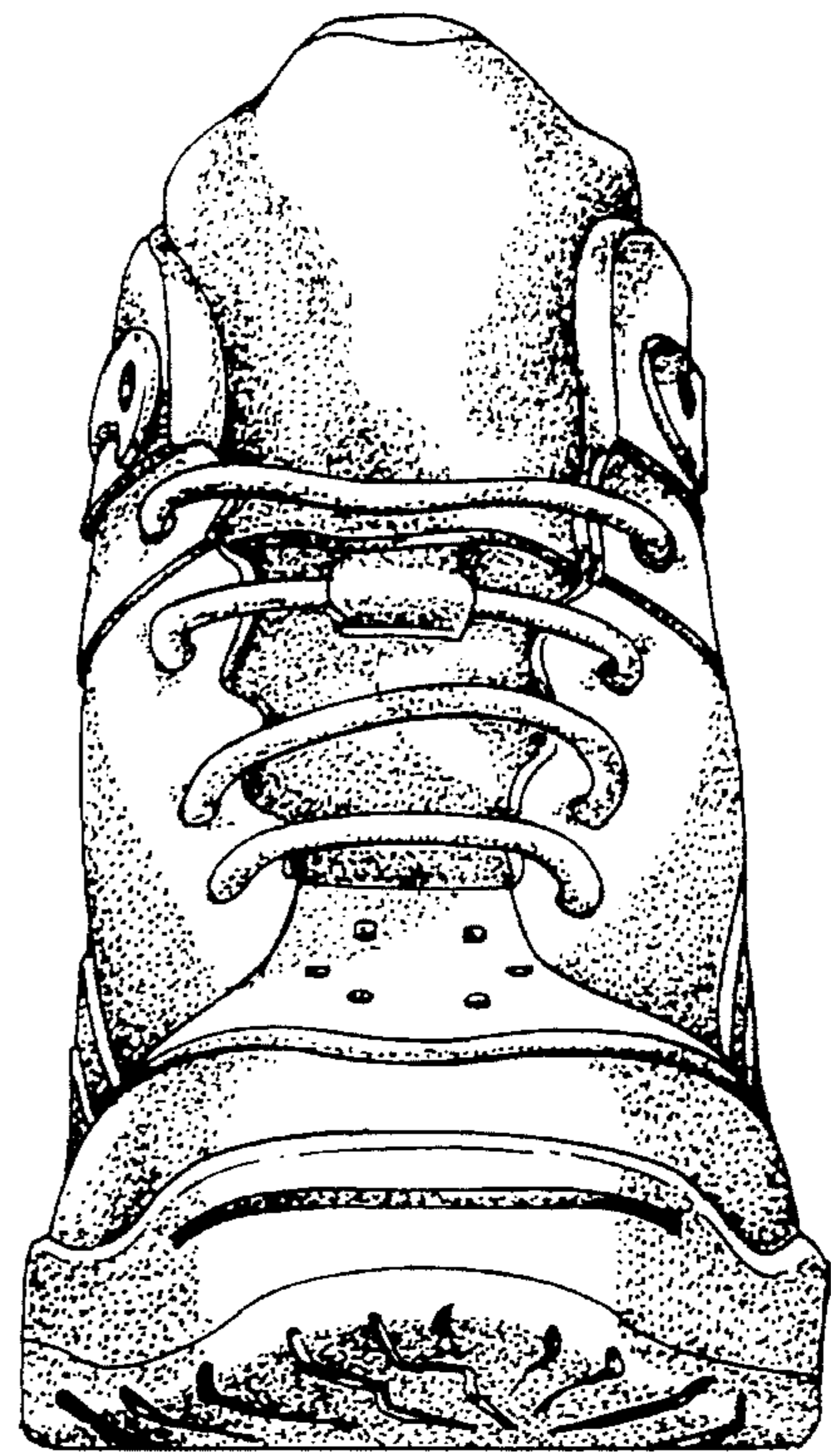


FIG. 3



FIG. 5

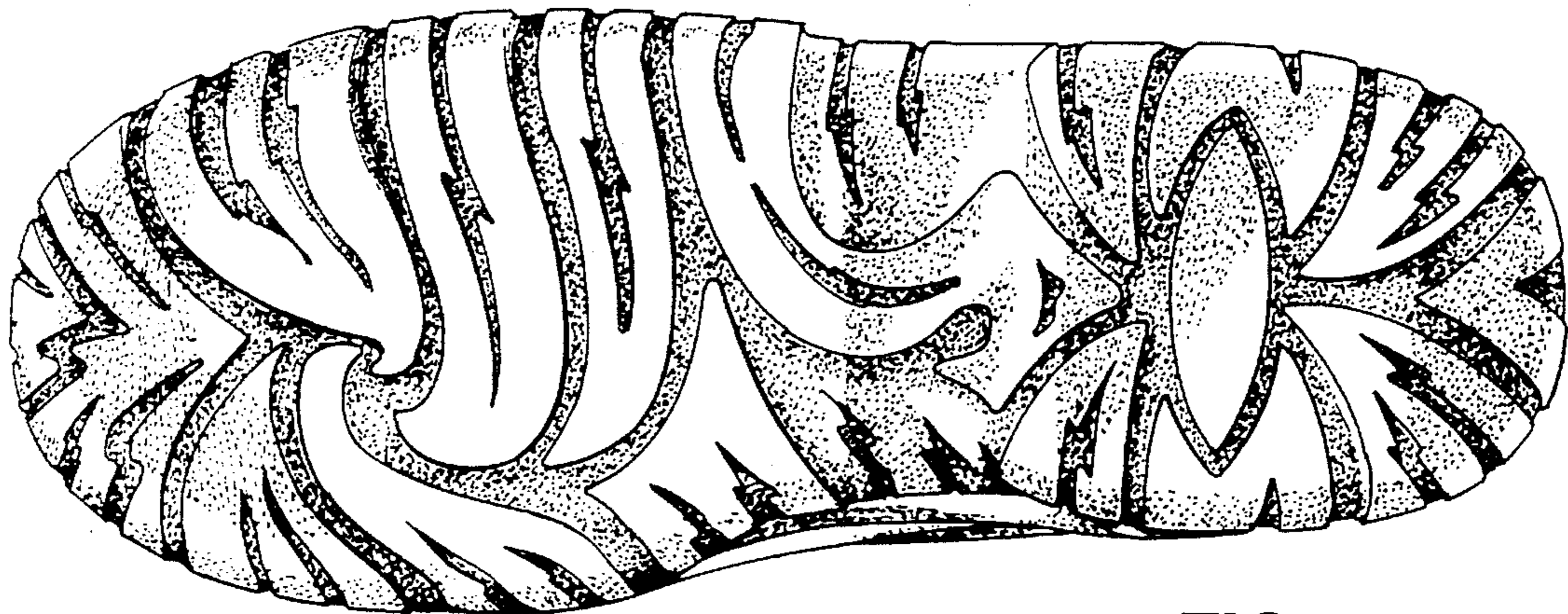


FIG. 7



FIG. 6