



US00D367093S

United States Patent [19]

[11] Patent Number: **Des. 367,093**

Weir

[45] Date of Patent: ****Feb. 13, 1996**

[54] **CROQUET Mallet**

3,472,512 10/1969 Berry 273/83
5,326,100 7/1994 Chen 273/56 X

[76] Inventor: **Robert E. Weir**, P.O. Box 309,
Verbena, Ala. 36091

Primary Examiner—Ted Shooman
Assistant Examiner—Mitchell I. Siegel
Attorney, Agent, or Firm—Veal & Marsh

[**] Term: **14 Years**

[57] **CLAIM**

[21] Appl. No.: **31,417**

The ornamental design for the croquet mallet, as shown and described.

[22] Filed: **Nov. 25, 1994**

[52] U.S. Cl. **D21/210**

[58] Field of Search D21/210; 273/56,
273/83; D23/266

DESCRIPTION

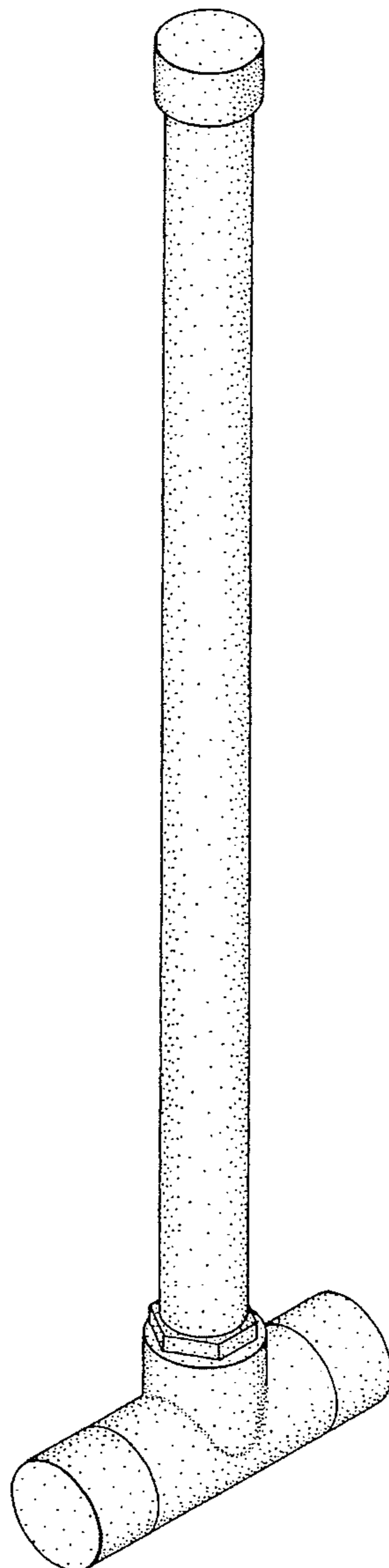
[56] **References Cited**

U.S. PATENT DOCUMENTS

- D. 250,605 12/1978 Llamas D21/210
- D. 257,501 11/1980 Evan D21/210 X
- D. 275,982 10/1984 Heijligers D21/210 X
- 3,017,186 1/1962 Ascardi D21/210 X

FIG. 1 is a perspective view of a croquet mallet showing my new design;
FIG. 2 is a front elevational view thereof;
FIG. 3 is a side elevational view thereof;
FIG. 4 is a top plan view thereof; and,
FIG. 5 is a bottom view thereof.

1 Claim, 2 Drawing Sheets



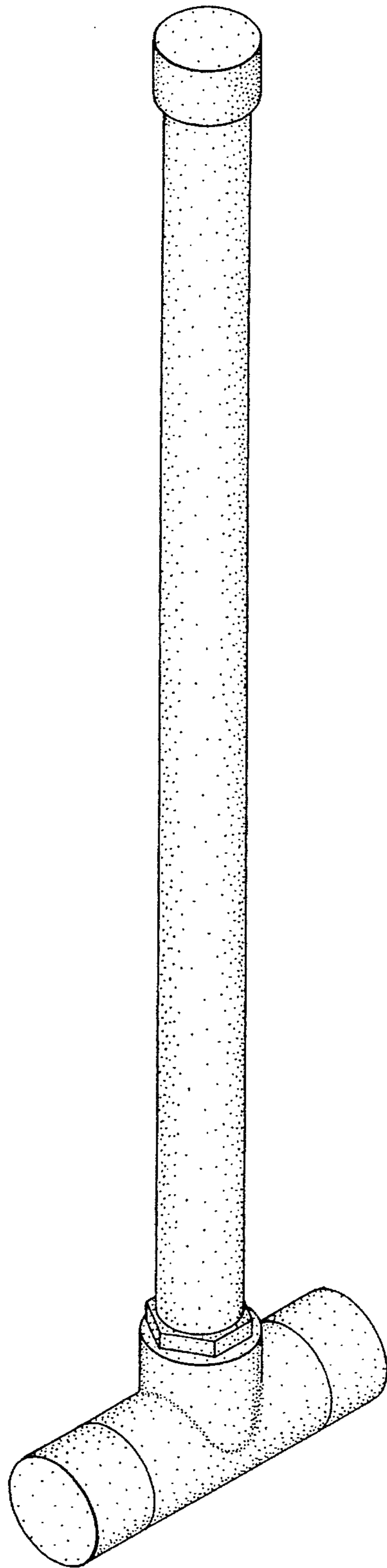


FIG 1

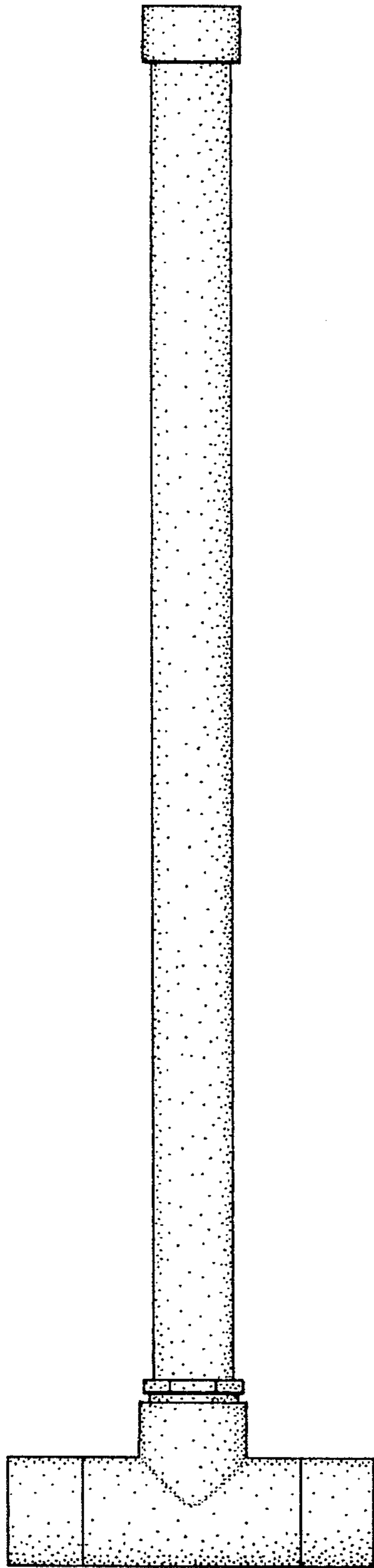


FIG. 2

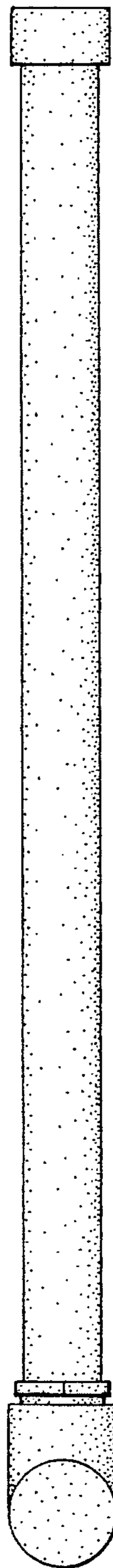


FIG. 3

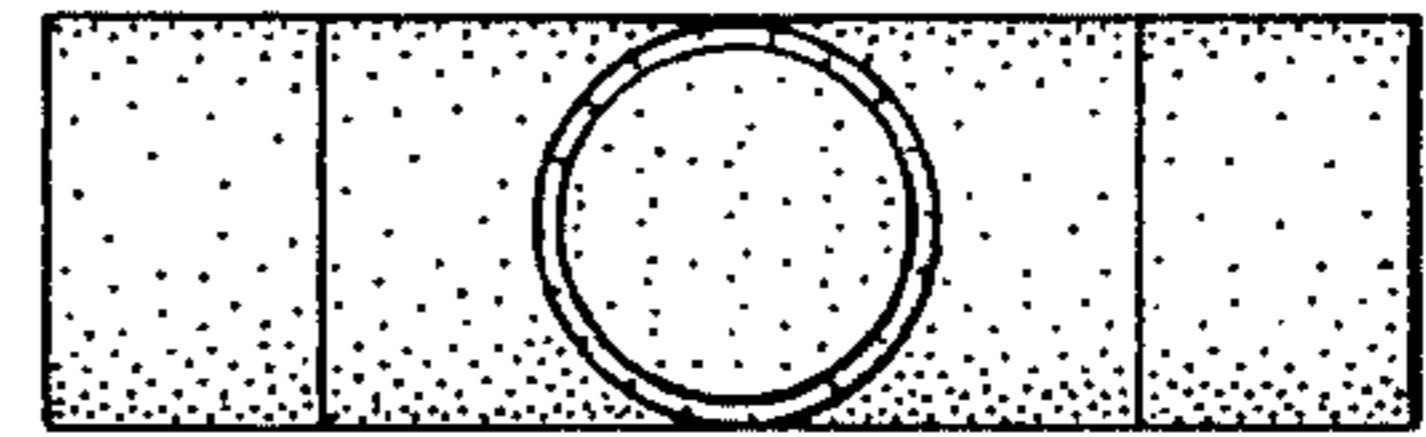


FIG. 4

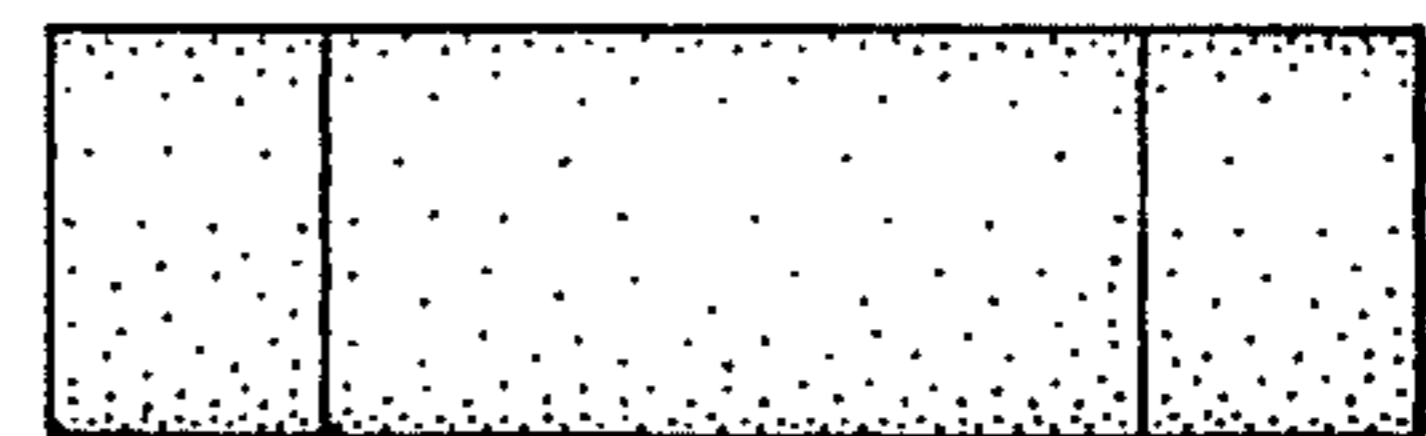


FIG. 5