



US00D367091S

United States Patent [19]

Purdy

[11] Patent Number: **Des. 367,091**

[45] Date of Patent: ****Feb. 13, 1996**

[54] **STRIKE ZONE DESIGNATING MAT FOR SLOW PITCH BASEBALL**

4,309,031	1/1982	O'Meara	273/25
4,463,950	8/1984	Elkin	273/26 R
4,932,656	6/1990	Pierce	273/26 R

[76] Inventor: **William F. Purdy**, 99 John Street, Box 1570, Blenheim, Ontario, Canada, N0P 1A0

Primary Examiner—Ted Shooman
Assistant Examiner—Cheri Cohen
Attorney, Agent, or Firm—James A. Wong

[**] Term: **14 Years**

[57] **CLAIM**

[21] Appl. No.: **27,993**

The ornamental design for a strike zone designating mat for slow pitch baseball, as shown and described.

[22] Filed: **Sep. 6, 1994**

[52] U.S. Cl. **D21/199**

DESCRIPTION

[58] **Field of Search** D21/199; 273/29 A, 273/29 R, 26 A, 26 R, 25, 195 R, 195 A

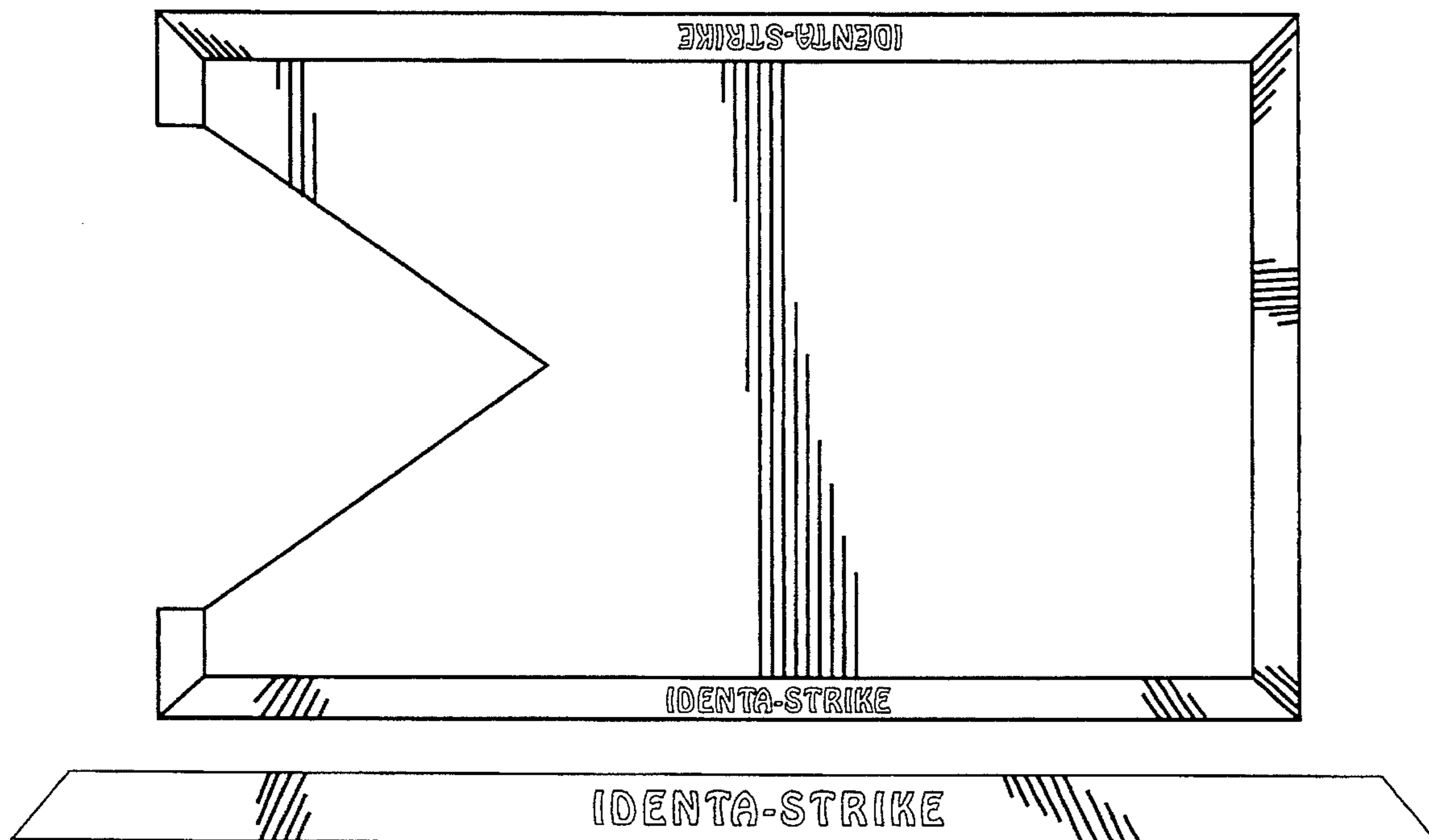
FIG. 1 is a top plan view of a strike zone designating mat for slow pitch baseball showing my new design; FIG. 2 is a bottom plan view thereof; FIG. 3 is a front elevational thereof; FIG. 4 is a rear elevational view thereof; and, FIG. 5 is a left side elevation view thereof, the opposite side being a mirror image.

[56] **References Cited**

U.S. PATENT DOCUMENTS

D. 199,128	9/1964	Madsen	D21/199
D. 263,979	4/1982	Van Gerpen et al.	D21/199
D. 335,313	5/1993	Borlee	D21/199
D. 355,459	2/1995	Cornelison	D21/199

1 Claim, 2 Drawing Sheets



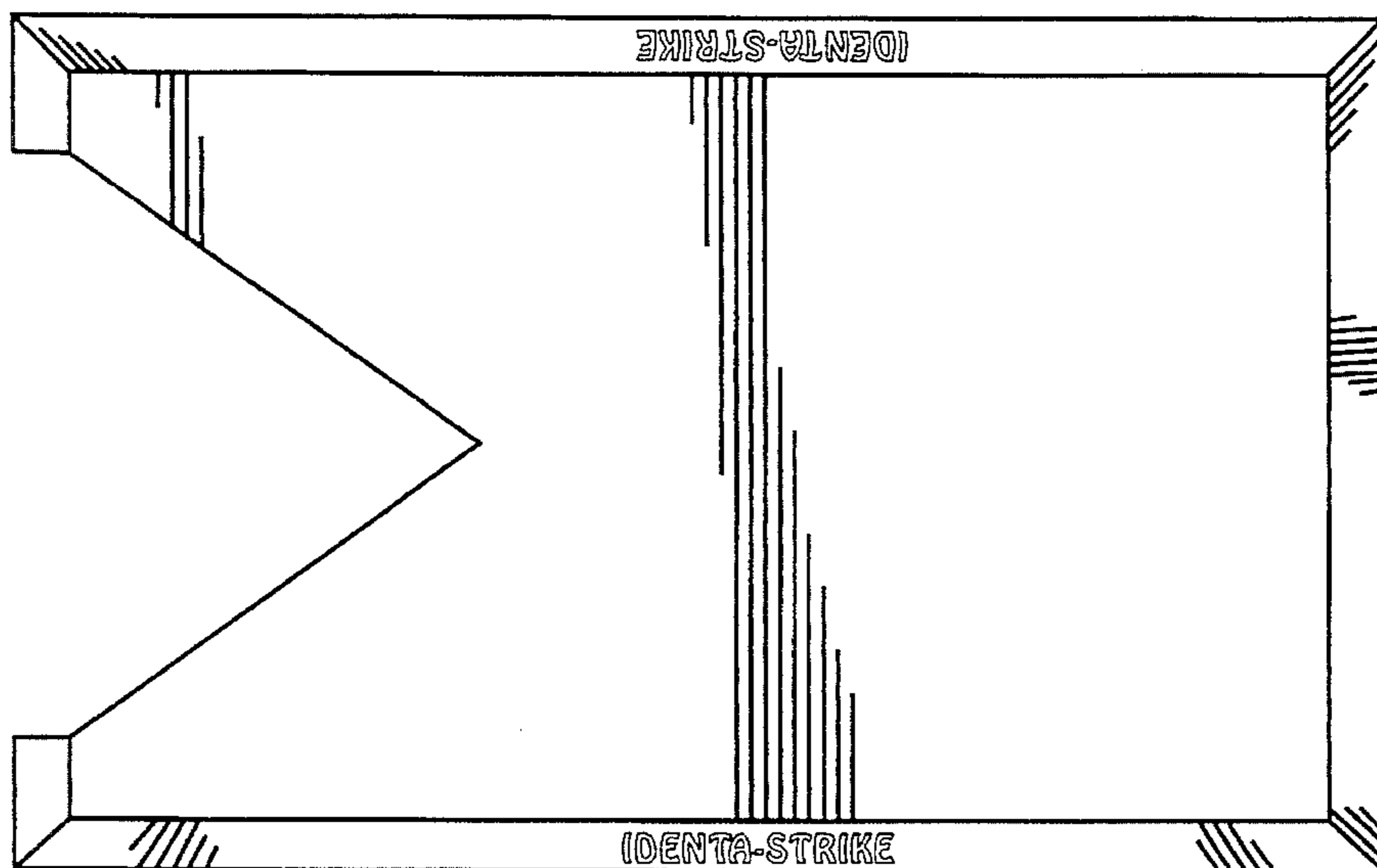


FIG. 1

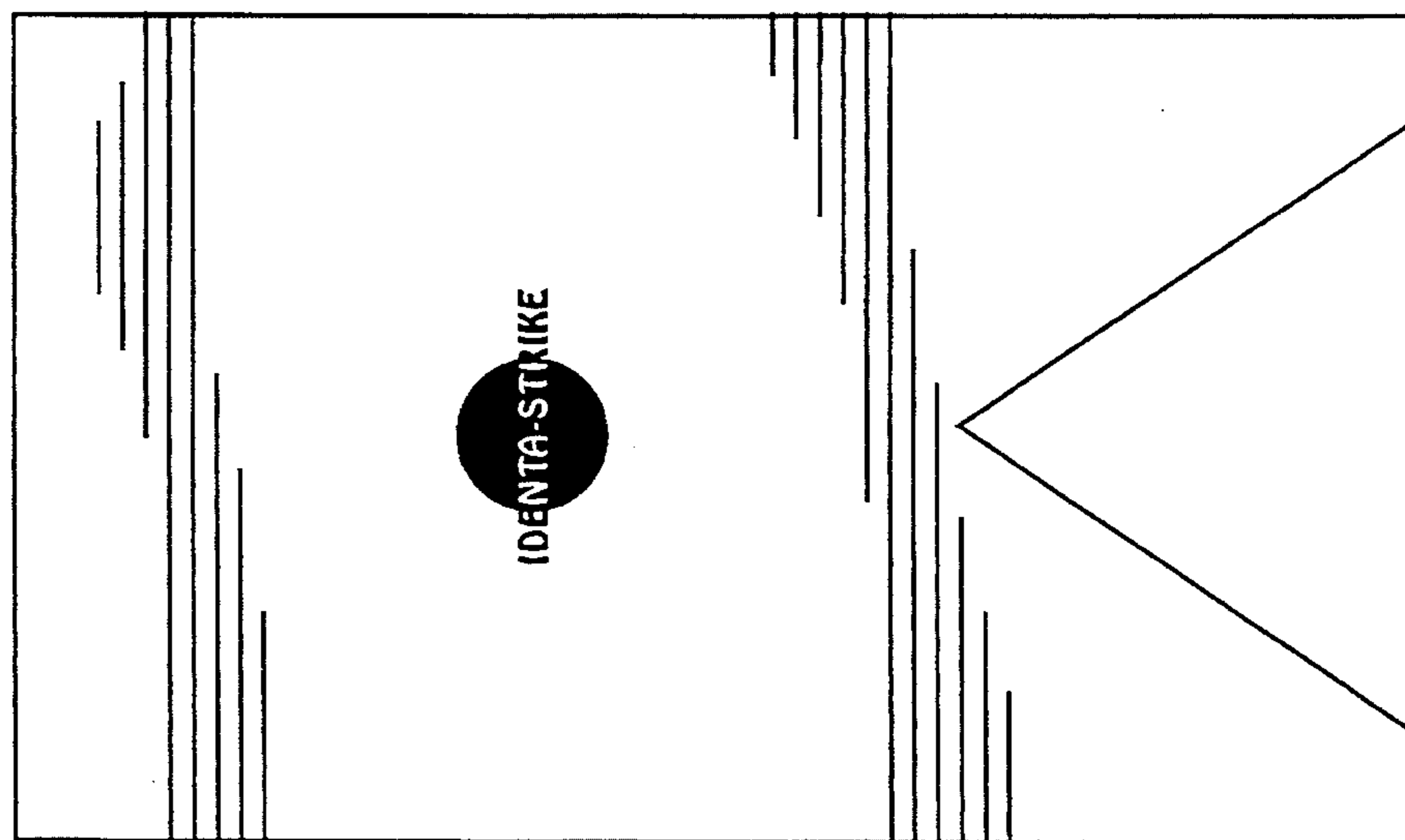


FIG. 2



FIG. 3



FIG. 4



FIG. 5