



US00D367078S

United States Patent [19] Oakley

[11] Patent Number: **Des. 367,078**

[45] Date of Patent: ****Feb. 13, 1996**

[54] **YARD SIGN**

[76] Inventor: **William R. M. Oakley**, 8340 North Austin Ave., Morton Grove, Ill. 60053

[**] Term: **14 Years**

[21] Appl. No.: **33,640**

[22] Filed: **Jan. 17, 1995**

Related U.S. Application Data

- [63] Continuation-in-part of Ser. No. 3,347, Jan. 7, 1993.
- [52] **U.S. Cl.** **D20/41**
- [58] **Field of Search** D20/10, 39, 40, D20/41, 42, 99; 40/1, 584, 602, 606, 607, 608, 618, 624

[56] References Cited

U.S. PATENT DOCUMENTS

- D. 59,698 11/1921 Wilson D20/41
- D. 67,470 6/1925 Overton D20/41
- D. 75,378 5/1928 Markman D20/41

- D. 219,723 1/1971 Roberts D20/41
- 2,926,442 3/1960 Reimel D20/41
- 4,258,494 3/1981 Borgue 40/607
- 4,357,772 1/1982 Amick et al. 40/606
- 4,790,092 12/1988 Farmer 40/606
- 4,910,901 3/1990 Boyar 40/606
- 5,103,582 4/1992 Farmer 40/606

Primary Examiner—A. Hugo Word
Assistant Examiner—Marcus Jackson
Attorney, Agent, or Firm—Martin Faier

[57] CLAIM

The ornamental design for yard sign, as shown and described.

DESCRIPTION

FIG. 1 is a reduced perspective view of a yard sign showing my new design;
FIG. 2 is a front elevational view thereof, with the rear being a mirror image;
FIG. 3 is a top plan view thereof; and,
FIG. 4 is a side elevational view thereof.

1 Claim, 1 Drawing Sheet

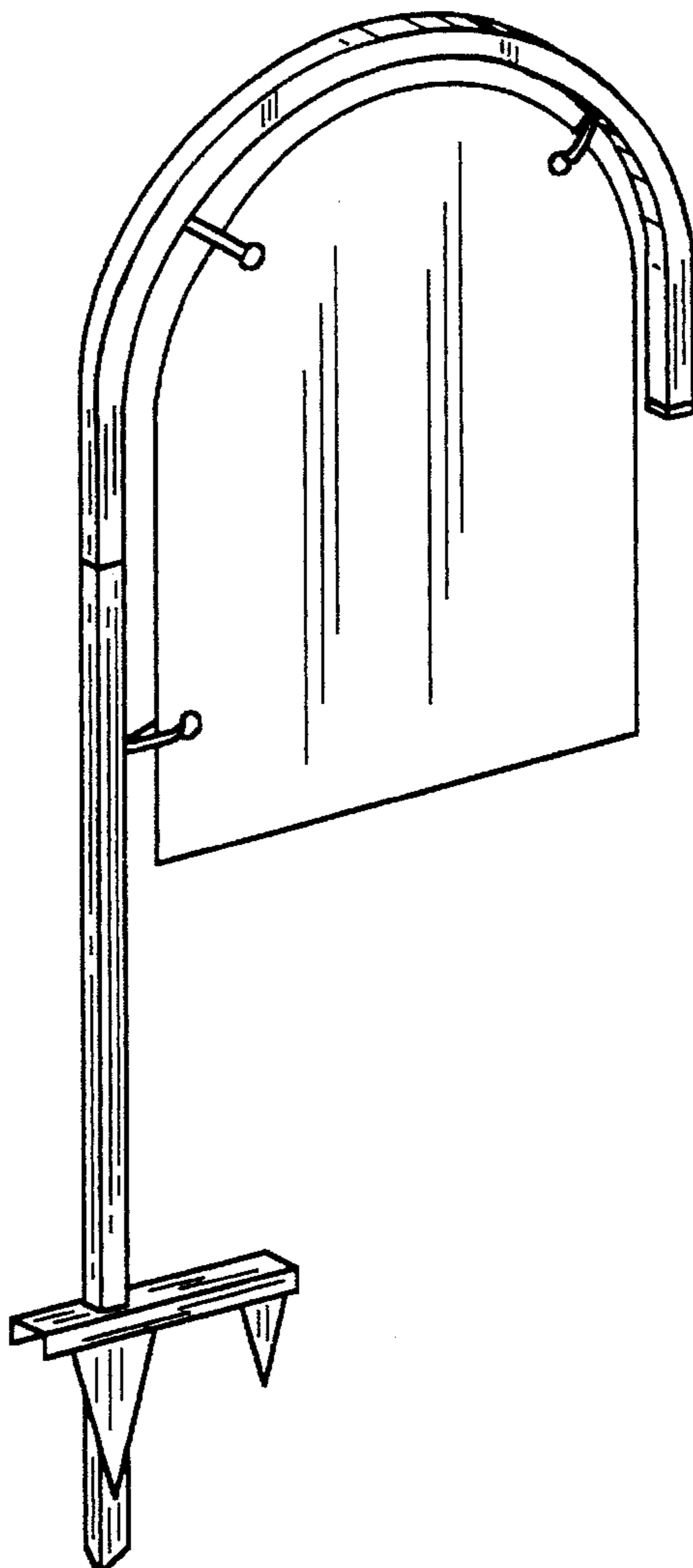


FIG. 1

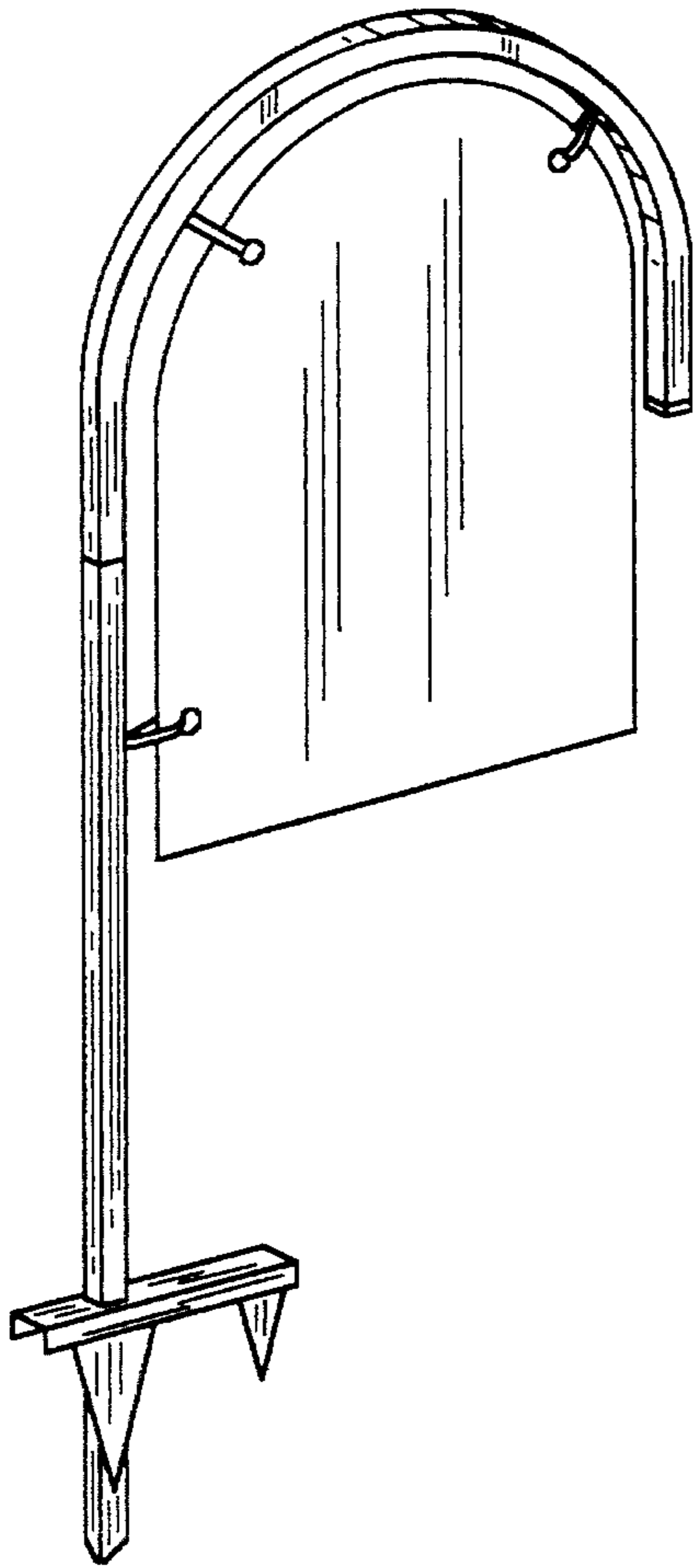


FIG. 3

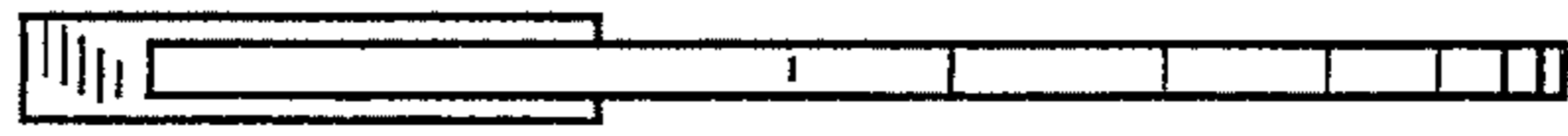


FIG. 2

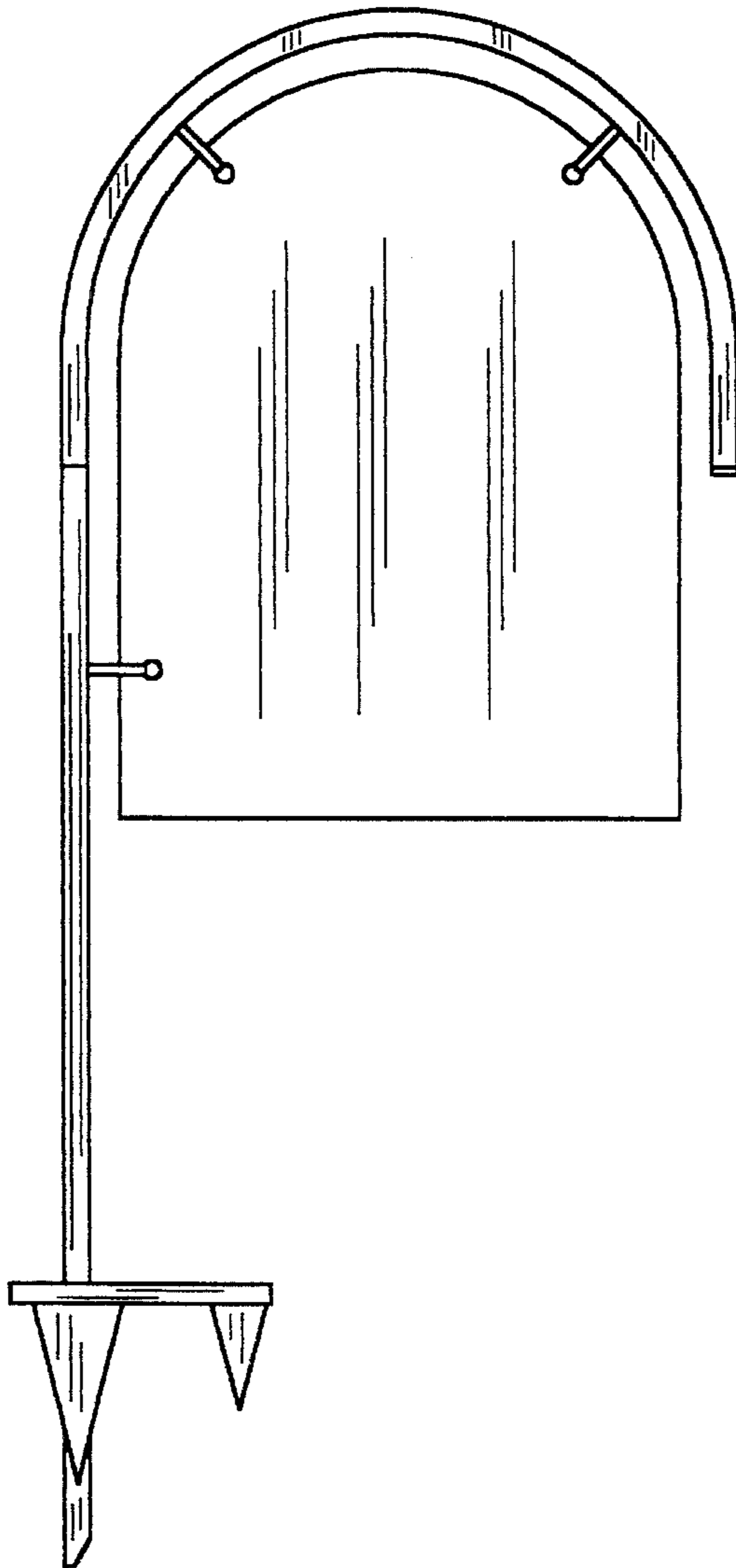


FIG. 4

