



US00D367007S

United States Patent [19]
Paglina

[11] **Patent Number: Des. 367,007**
[45] **Date of Patent: **Feb. 13, 1996**

[54] **BOTTLE STOPPER**

[75] Inventor: **Denise Paglina**, New York, N.Y.

[73] Assignee: **Elizabeth Arden Company, Division of Conopco, Inc.**, New York, N.Y.

[**] Term: **14 Years**

[21] Appl. No.: **29,541**

[22] Filed: **Oct. 7, 1994**

[52] U.S. Cl. **D9/439**

[58] Field of Search D3/201; D9/307,
D9/313, 434-435, 439, 441, 443, 449,
451, 529, 544; 215/211, 296; 220/578,
768, DIG. 32

Located in Examiner Liebermann's office.

"Lagerfeld" cologne ad, Hecht's Catalog, Located in Examiner Liebermann's office.

Anne Klein polished crystal flacon ad, I. Magnin Catalog, Christmas 1987, p. 5, Located in Examiner Liebermann's office.

Primary Examiner—Alan P. Douglas
Assistant Examiner—Robert M. Spear
Attorney, Agent, or Firm—Milton L. Honig

[57] **CLAIM**

The ornamental design for a bottle stopper, as shown and described.

[56] **References Cited**

U.S. PATENT DOCUMENTS

D. 69,468	2/1926	Vogler	D9/529
D. 116,017	8/1939	Buckingham	D9/544
D. 252,852	9/1979	Lang	D9/307
D. 263,564	3/1982	Smith et al.	D9/544
D. 281,281	11/1985	Matalon	D9/529
D. 307,214	4/1990	Litton	D3/201
D. 307,552	5/1990	Pakzad	D9/545
D. 326,053	5/1992	Waine et al.	D9/529
D. 339,071	9/1993	Mansau	D9/544
D. 342,676	12/1993	Wuttke	D9/443
3,164,289	1/1965	Cocchiarella	220/578
5,269,407	12/1993	Hall	220/768

OTHER PUBLICATIONS

Interlaced ring design numbers 154-156, C. P. Hornung:
Handbook of Designs & Devices, p. 18.
"First" perfume ad, I. Magnin Catalog, Christmas 1987,

DESCRIPTION

FIG. 1 is a top, front and left side perspective view of the bottle stopper showing my new design, the broken line showing a bottle is for illustrative purposes only and forms no part of the claimed design;

FIG. 2 is a front elevational view thereof, the rear elevational view being the same;

FIG. 3 is a left side elevational view thereof, the right side being the same;

FIG. 4 is a top plan view thereof; and,

FIG. 5 is a bottom plan view thereof, the broken lines forming no part of the claimed design.

1 Claim, 2 Drawing Sheets

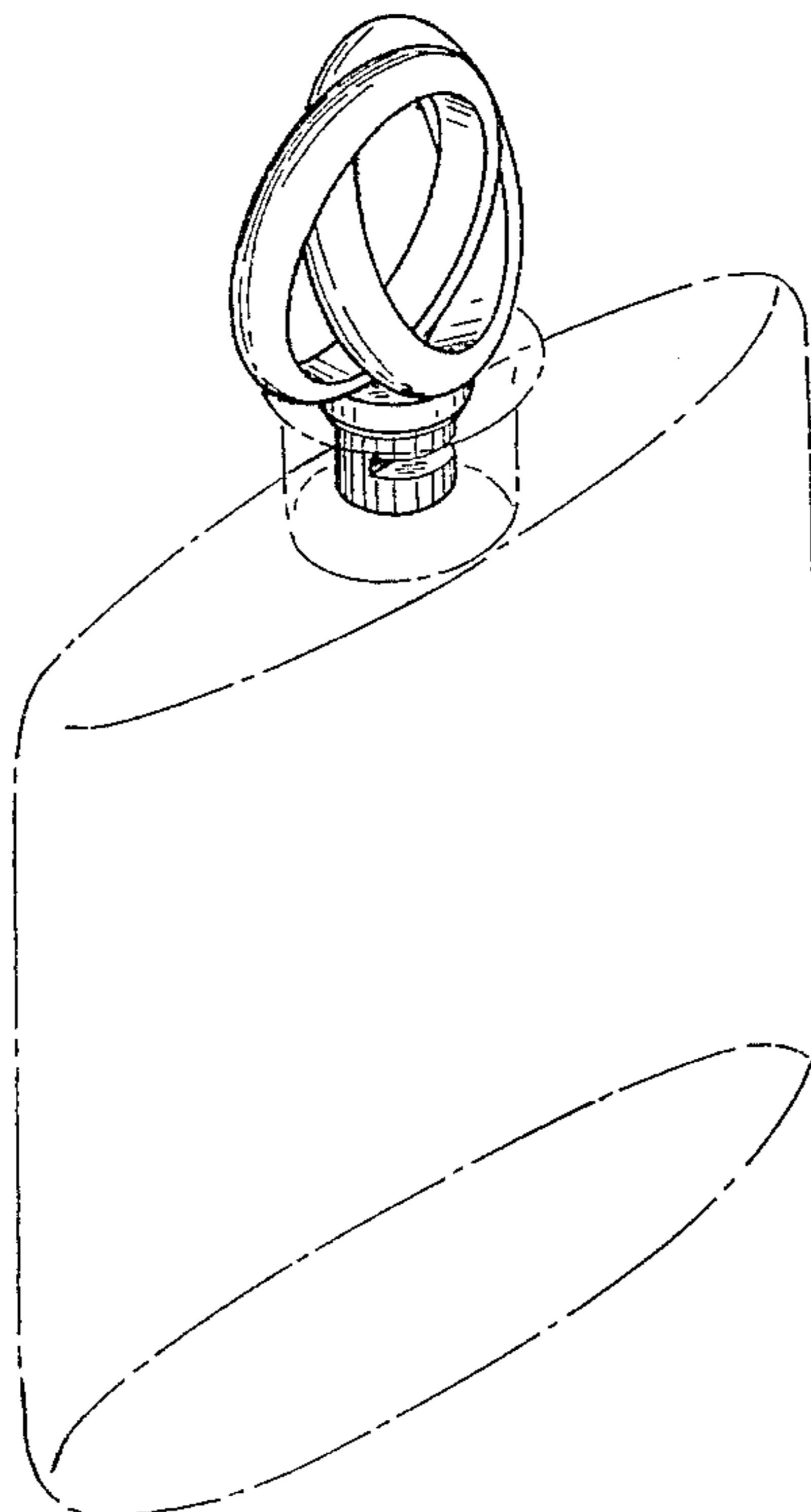


FIG. 1

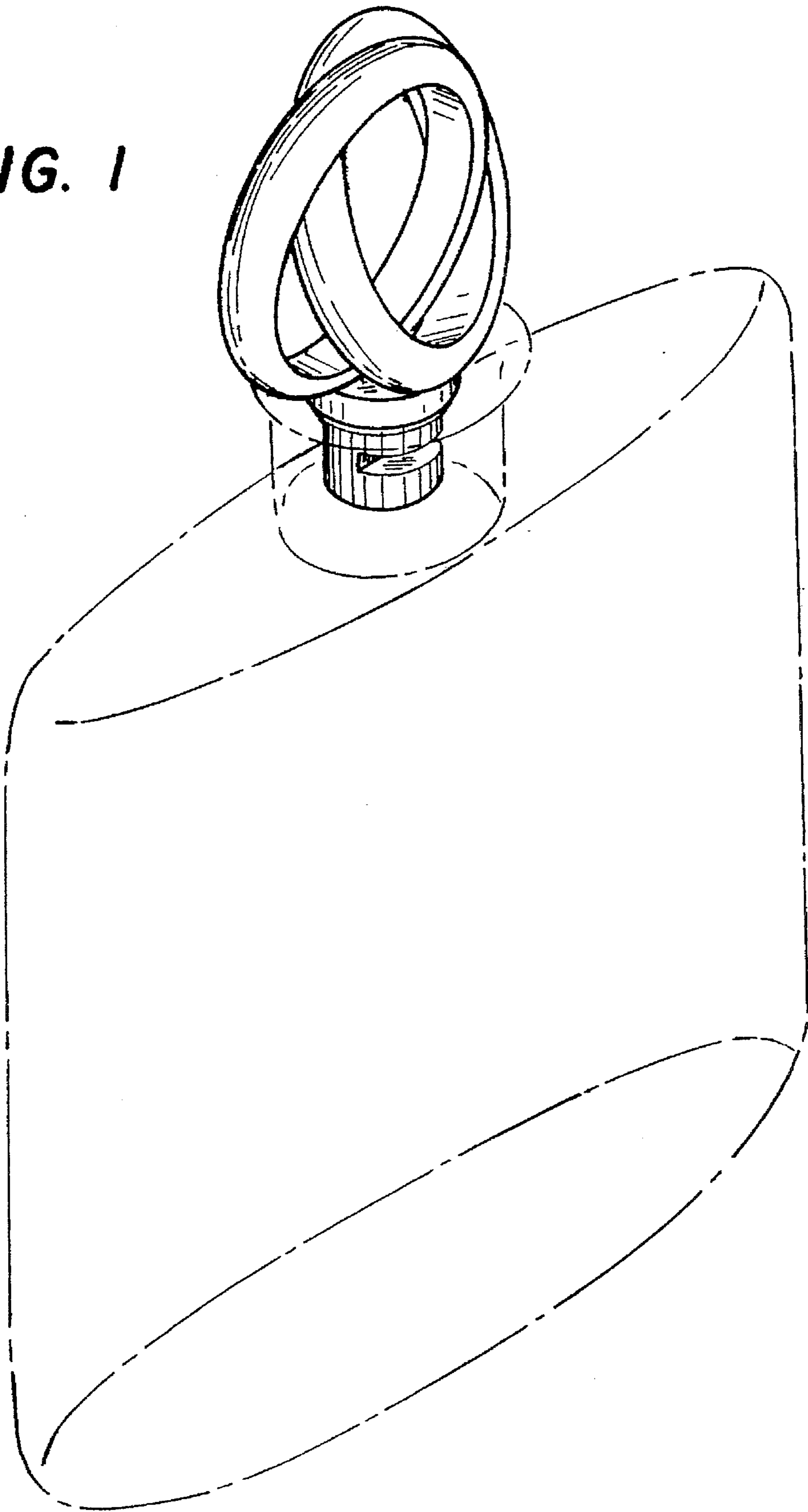


FIG. 2

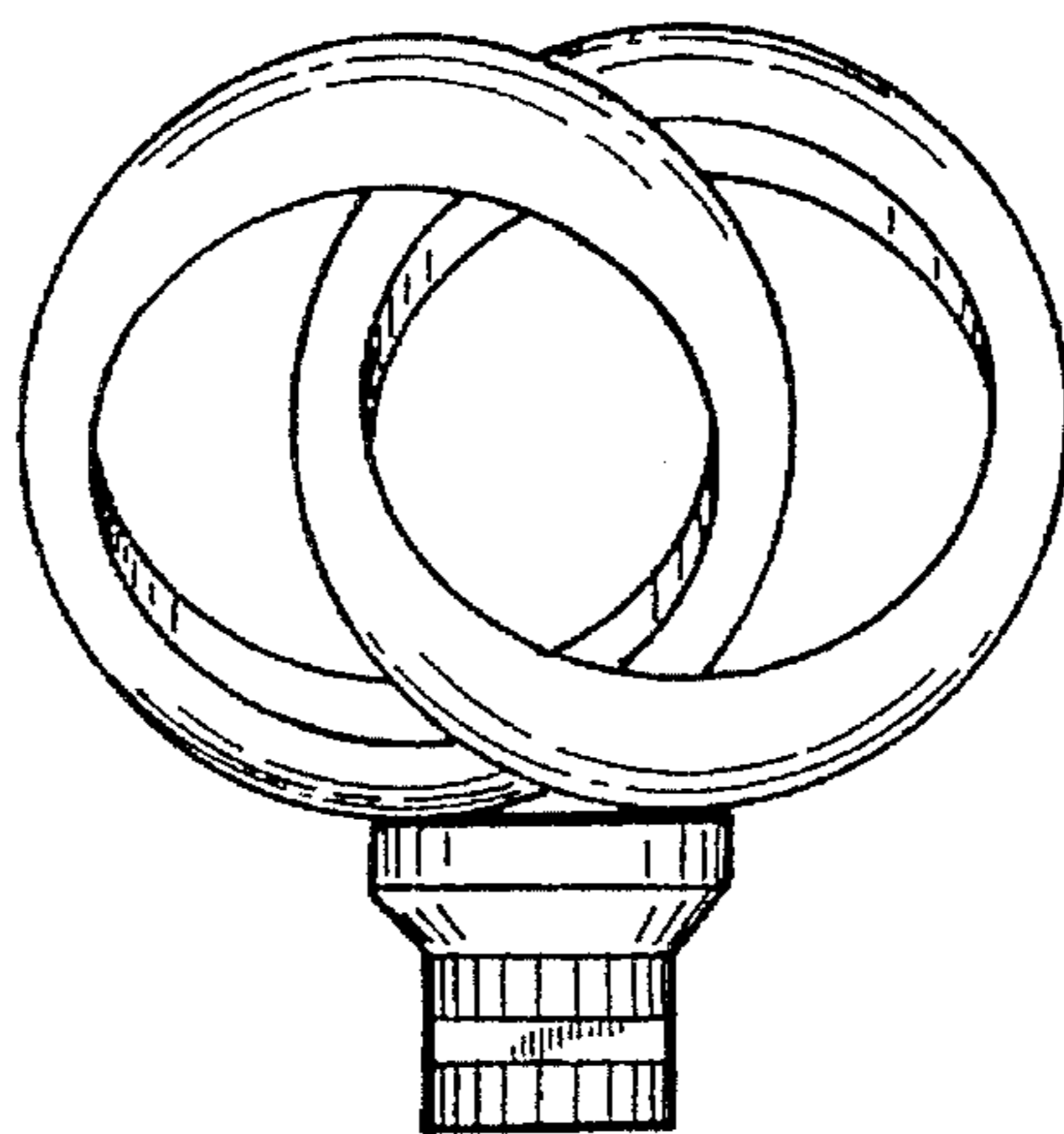


FIG. 3

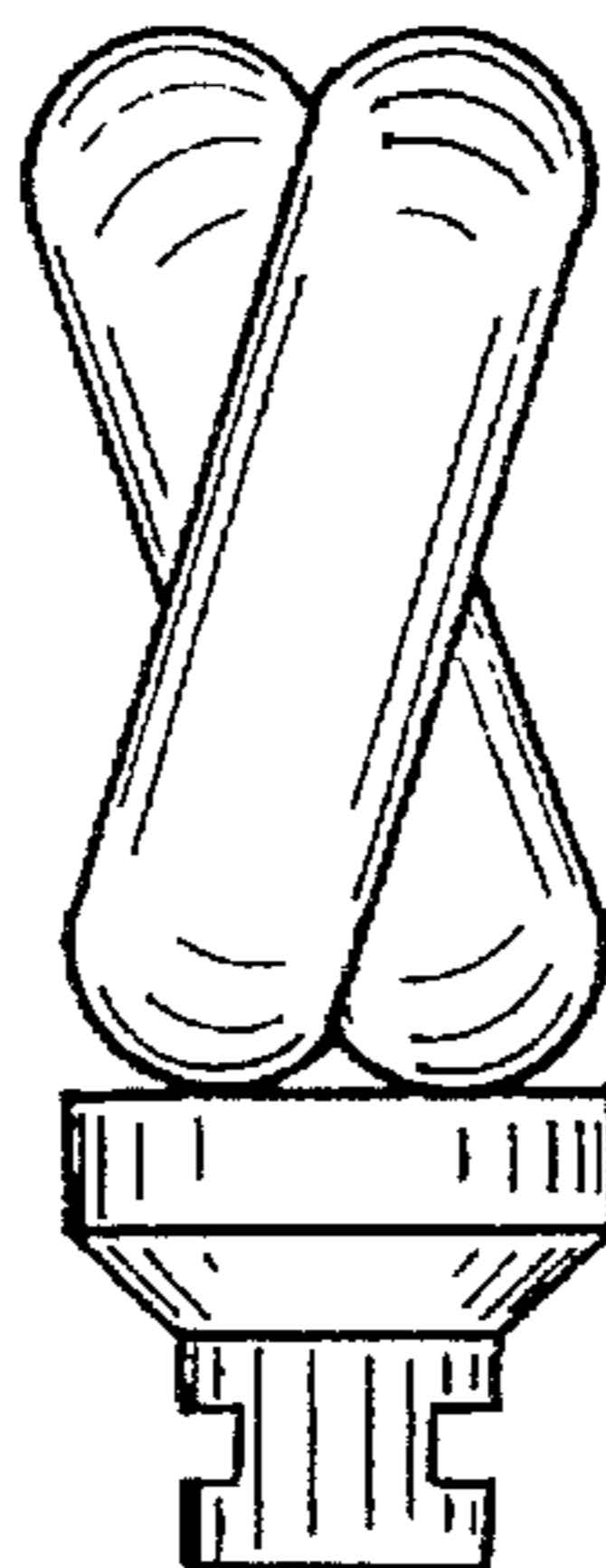


FIG. 4

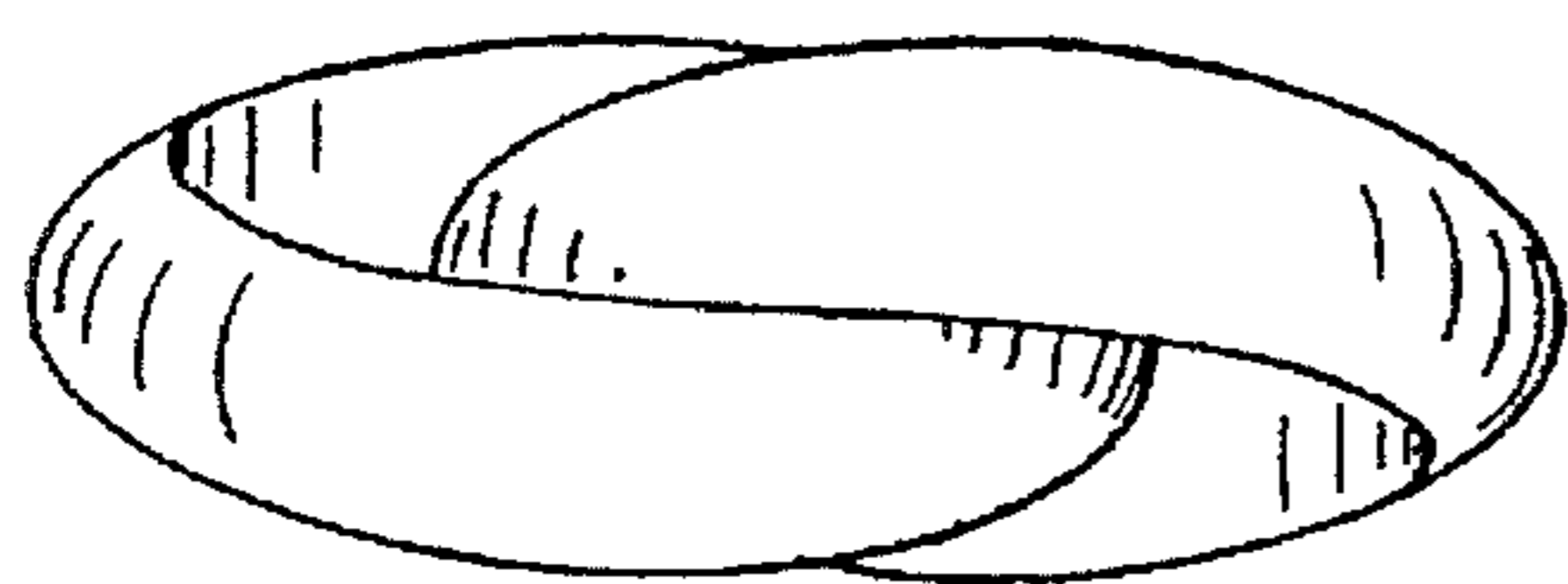


FIG. 5

