



US00D367003S

# United States Patent [19] Grey

[11] Patent Number: **Des. 367,003**

[45] Date of Patent: **\*\*Feb. 13, 1996**

[54] **RAILROAD LOCK NUT FASTENER**

[75] Inventor: **John J. Grey**, Berea, Ohio

[73] Assignee: **Barnes Group**, Bristol, Conn.

[\*\*] Term: **14 Years**

[21] Appl. No.: **12,330**

[22] Filed: **Aug. 30, 1993**

[52] U.S. Cl. .... **D8/397**

[58] Field of Search ..... D8/397, 399; 411/427,  
411/428, 917, 918, 955

## FOREIGN PATENT DOCUMENTS

1273146 5/1972 United Kingdom .

## OTHER PUBLICATIONS

“Maintenance of Way Fasteners Solutions”, Textiron Catalog, 1989, pp. III-5, III-6, III-9, VI-7 & VI-10.

Arden Fasteners Catalog, 1986, p. 5 MacLean Fogg Advertisement, Locknuts.

Machine Design, The Fastener Book, p. 9, 1960, Standard Nut Styles Chart.

Machine Design, The Fastener Book, 1960, p. 114 Decker Weld Nuts.

Machine Design, The Fastener Book, 1960, p. 138 Security Lock Nut.

*Primary Examiner*—Ted Shooman

*Assistant Examiner*—Philip Hyder

*Attorney, Agent, or Firm*—Vickers, Daniels & Young

## [56] References Cited

### U.S. PATENT DOCUMENTS

168,483	10/1875	Hamilton .	
1,105,697	8/1914	Reynolds .	
1,726,532	9/1929	Andel .....	411/427
1,894,631	1/1933	Owen .....	411/955
1,922,689	8/1933	Linnenbruegge .....	411/427
2,147,211	2/1939	Olson .....	411/187
2,672,069	3/1954	Mitchell .....	411/368
2,727,551	12/1955	Rees .....	D8/397
2,985,898	5/1961	Goude .....	10/27
3,208,494	9/1965	Skidmore .....	151/21
3,221,790	12/1965	Poupitch .....	D8/399
3,812,757	5/1974	Reiland .....	85/61
4,360,154	11/1982	Collins .....	238/262
4,735,537	4/1988	Rath .....	411/411
4,837,090	6/1989	Hyner et al. ....	428/626

## [57] CLAIM

The ornamental design for a railroad lock nut fastener, as shown and described.

## DESCRIPTION

FIG. 1 is a perspective view of a railroad lock nut fastener showing my new design;

FIG. 2 is a top plan view thereof;

FIG. 3 is a front elevational view thereof, the side and rear elevational views being identical; and,

FIG. 4 is a bottom plan view thereof.

**1 Claim, 1 Drawing Sheet**

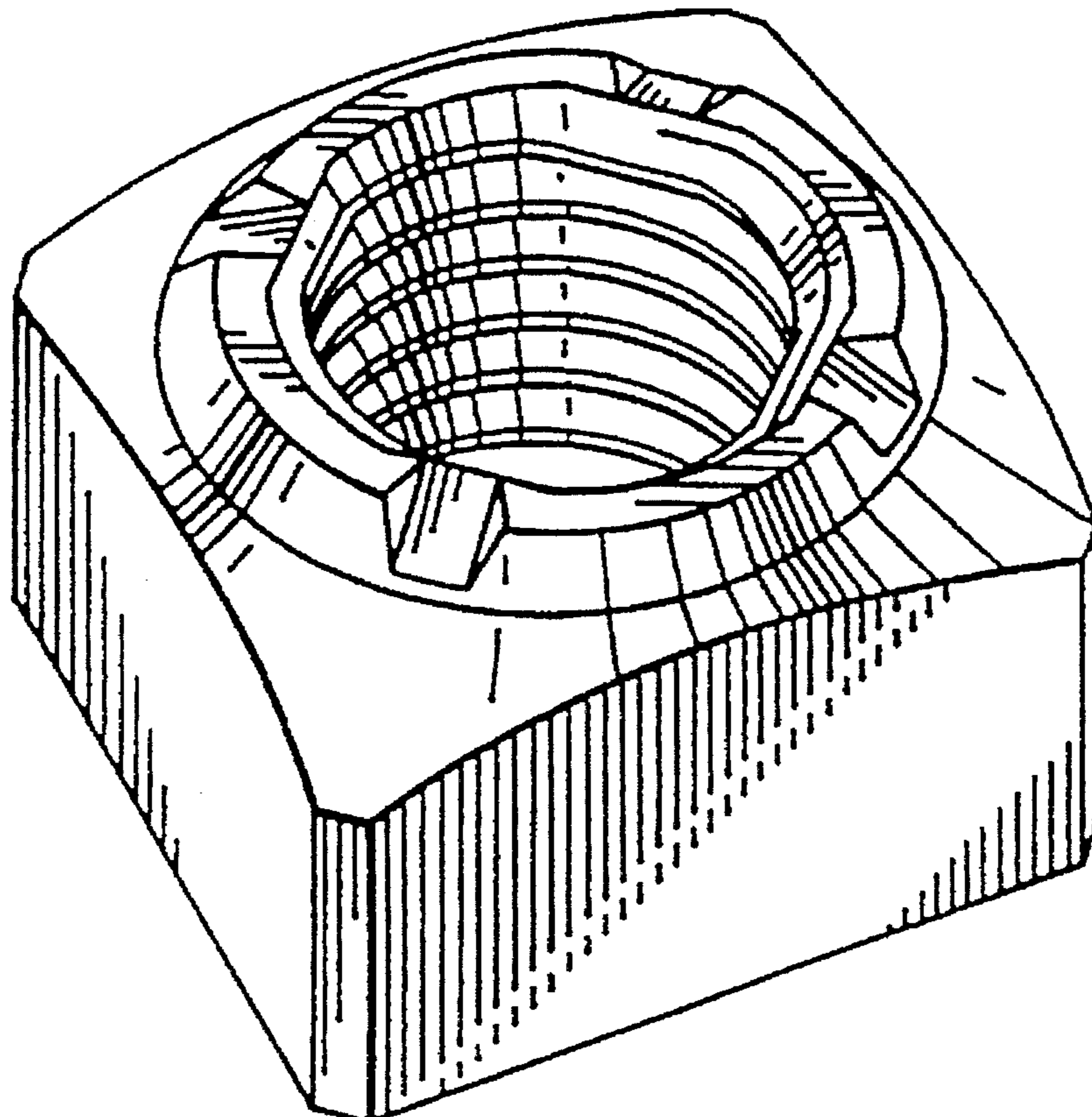


FIG. 1

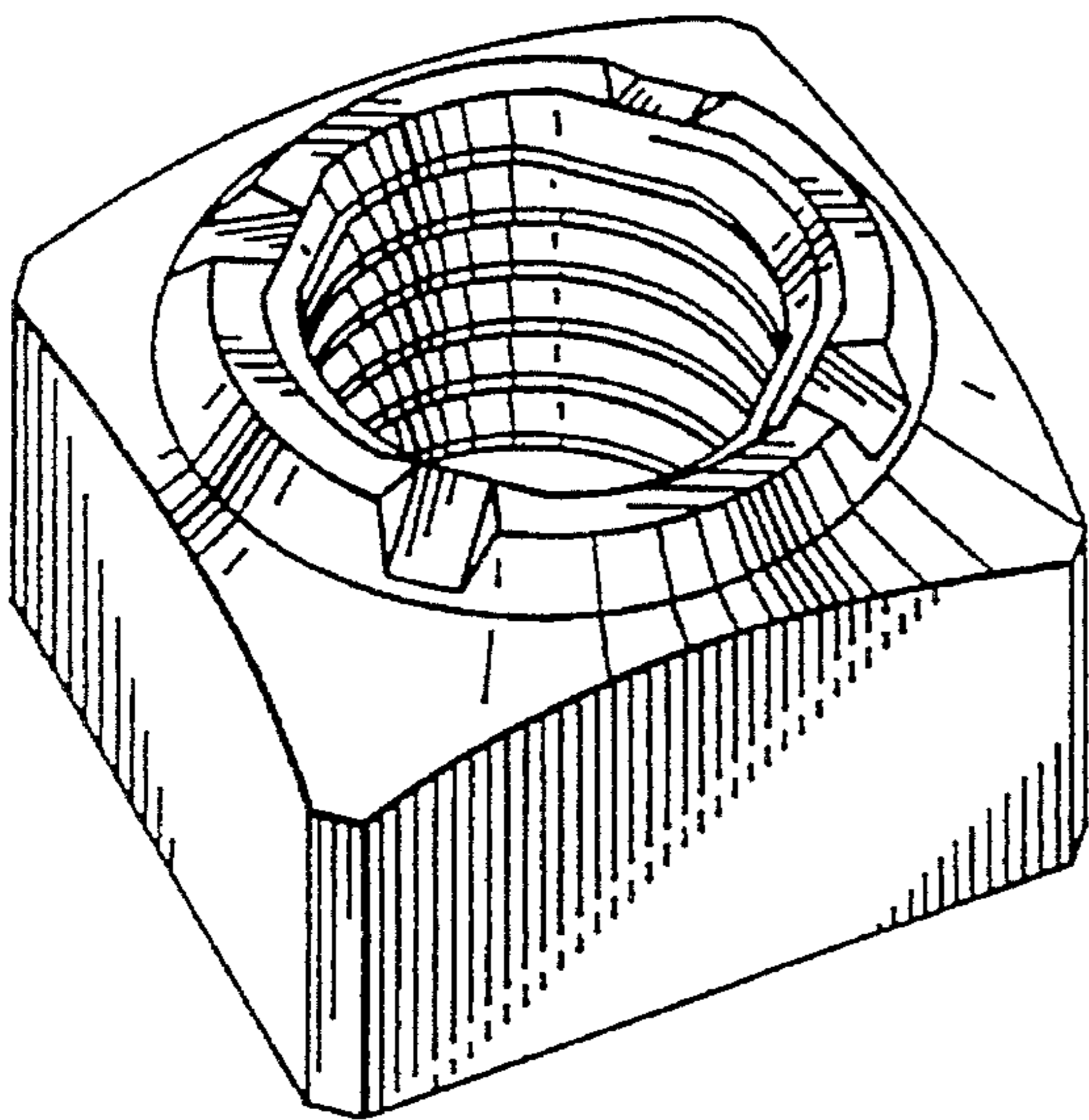


FIG. 2

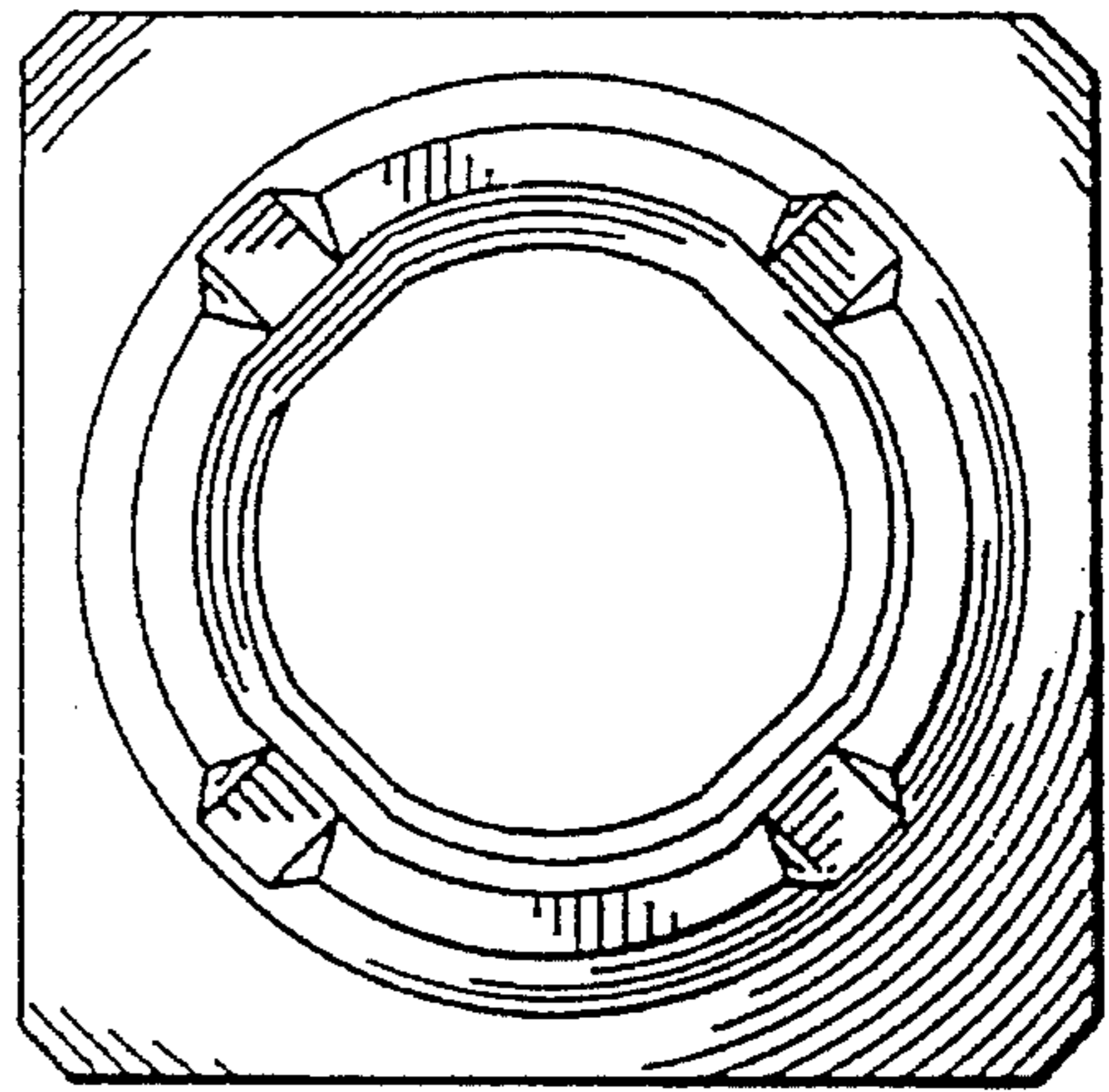


FIG. 3

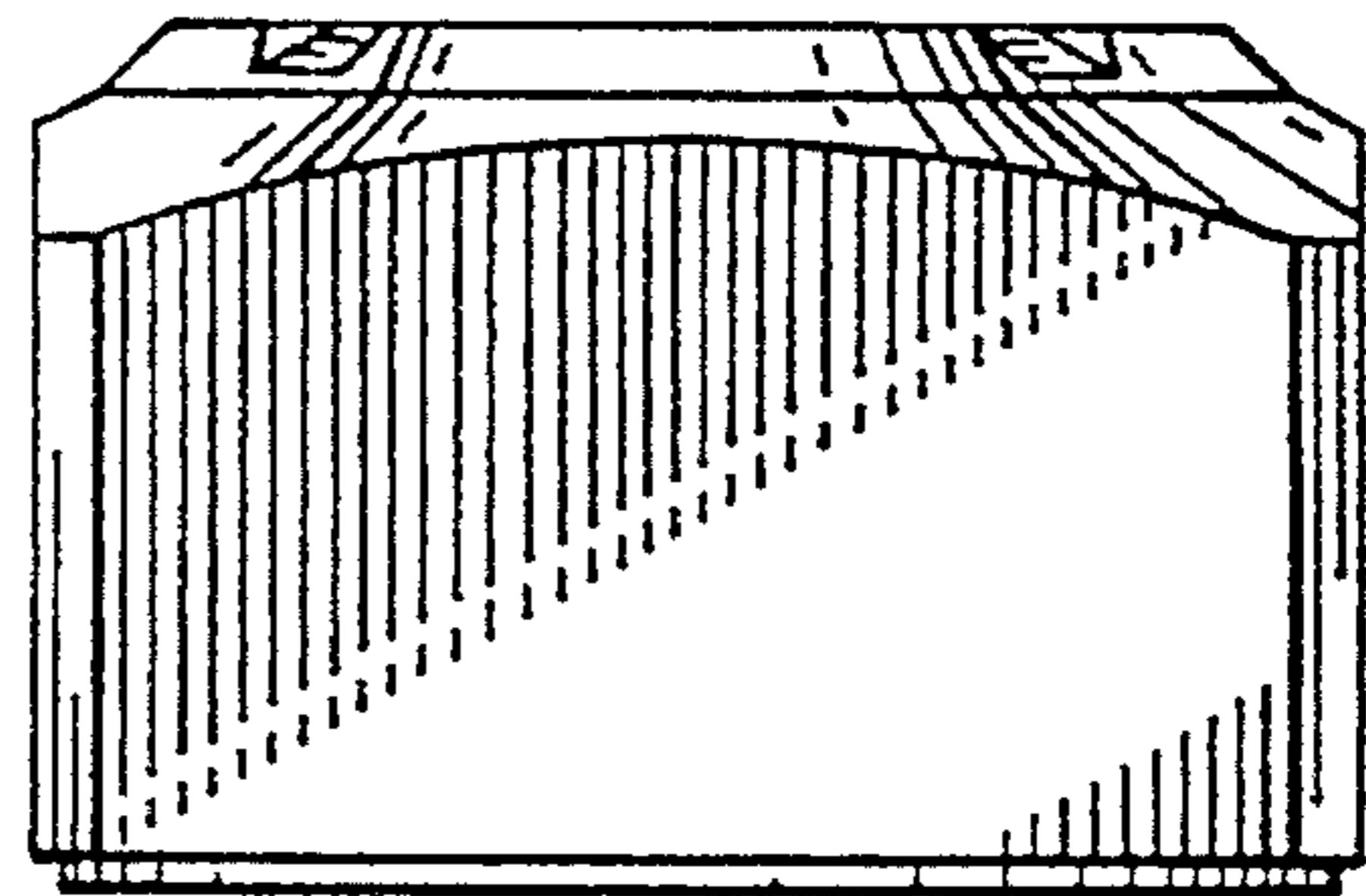


FIG. 4

