



US00D366991S

**United States Patent** [19]  
**Bulgari**

[11] **Patent Number: Des. 366,991**  
[45] **Date of Patent: \*\*Feb. 13, 1996**

[54] **CUTLERY, COMPRISING FORK, KNIFE AND SPOON**

[75] Inventor: **Paolo Bulgari**, Rome, Italy  
[73] Assignee: **Partecipazioni Bulgari S.p.A.**, Rome, Italy  
[\*\*] Term: **14 Years**

[21] Appl. No.: **24,590**  
[22] Filed: **Jun. 16, 1994**

[30] **Foreign Application Priority Data**  
Dec. 17, 1993 [XH] Hague Agreement ..... DM/028.159  
[52] **U.S. Cl.** ..... **D7/645; D7/649; D7/653**  
[58] **Field of Search** ..... **D7/642, 645, 649, D7/650, 653, 662, 663, 664, 401.2; 30/147-150, 324, 322, 340**

[56] **References Cited**

**U.S. PATENT DOCUMENTS**

D. 9,447	8/1876	Osborne	.....	D7/653
D. 19,770	4/1890	Edwards	.....	D7/653
D. 188,278	6/1960	Fiske	.....	D7/649
D. 190,250	5/1961	Latham	.....	D7/653
D. 197,463	2/1964	Mayer	.....	D7/649
D. 204,694	5/1966	Toffolon	.....	D7/653
D. 215,026	8/1969	Richmond, II	.....	D7/653
D. 216,496	1/1970	Wentzel	.....	D7/649

*Primary Examiner*—Alan P. Douglas  
*Assistant Examiner*—Caron D. Veynar  
*Attorney, Agent, or Firm*—Barnes, Kisselle, Raisch, Choate, Whittemore & Hulbert

[57] **CLAIM**  
The ornamental design for cutlery, comprising fork, knife and spoon, as shown.

**DESCRIPTION**  
FIG. 1 is a perspective view of cutlery, comprising fork, knife and spoon showing my new design as embodied in a fork;  
FIG. 2 is a top plan view;  
FIG. 3 is a bottom plan view;  
FIG. 4 is a side view taken from the right in FIG. 2.  
FIG. 5 is a side view taken from the left in FIG. 2.  
FIG. 6 is an end view taken from the right in FIG. 4;  
FIG. 7 is an end view taken from the left in FIG. 4;  
FIG. 8 is a perspective view of cutlery, comprising fork, knife and spoon showing my new design as embodied in a knife;  
FIG. 9 is a top plan view;  
FIG. 10 is a bottom plan view;  
FIG. 11 is a side view taken from the right in FIG. 9;  
FIG. 12 is a side view taken from the left in FIG. 9;  
FIG. 13 is an end view taken from the right in FIG. 11;  
FIG. 14 is an end view taken from the left in FIG. 11;  
FIG. 15 is a perspective view of cutlery, comprising fork, knife and spoon showing my new design as embodied in a spoon;  
FIG. 16 is a top plan view;  
FIG. 17 is a bottom plan view;  
FIG. 18 is a side view taken from the right in FIG. 16;  
FIG. 19 is a side view taken from the left in FIG. 16;  
FIG. 20 is an end view taken from the right in FIG. 18; and,  
FIG. 21 is an end view taken from the left in FIG. 18.

**1 Claim, 3 Drawing Sheets**

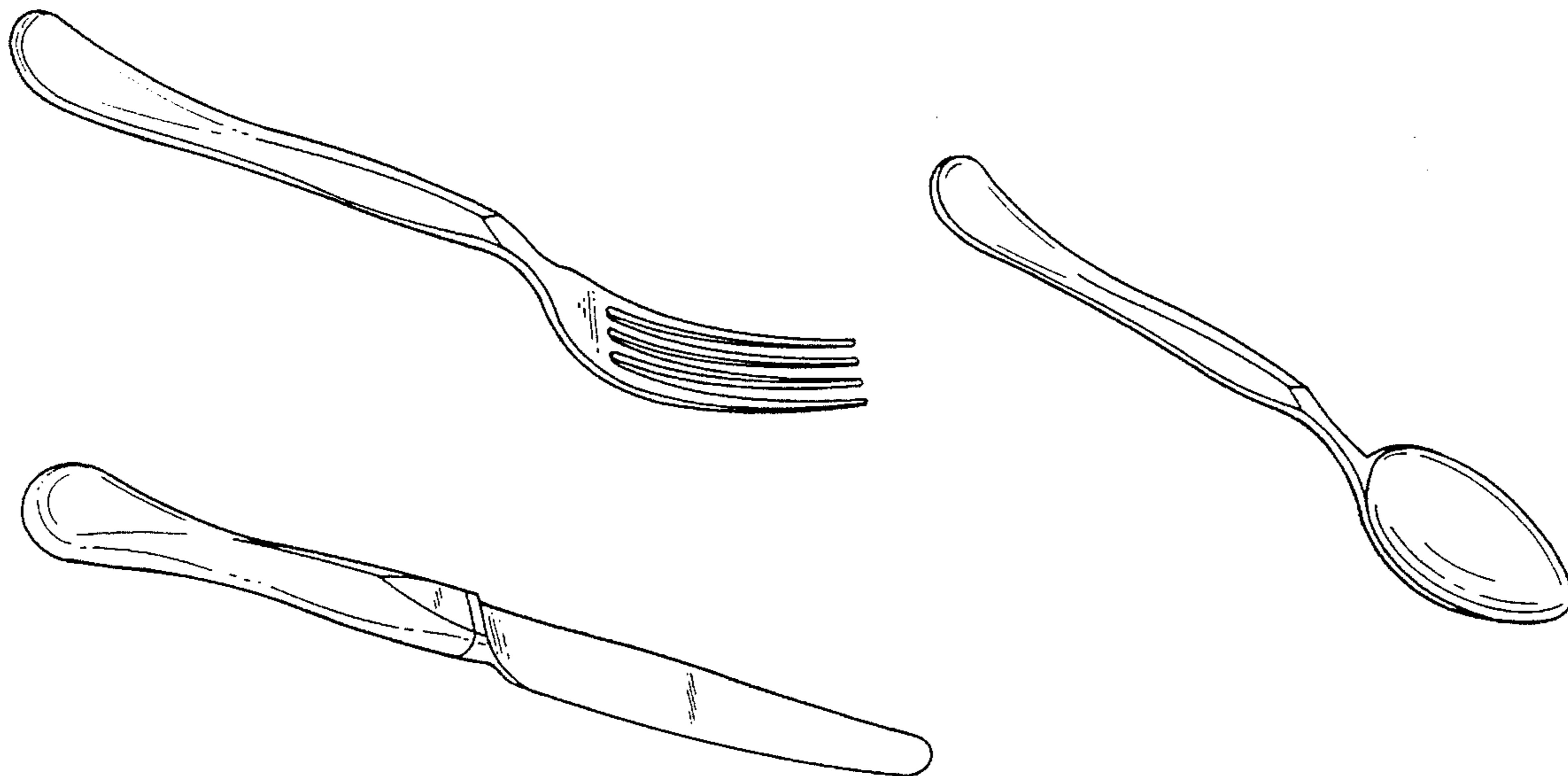


FIG. 3

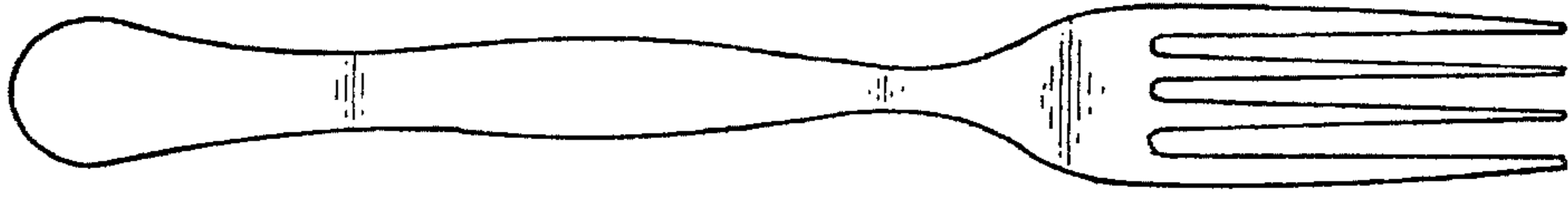


FIG. 4

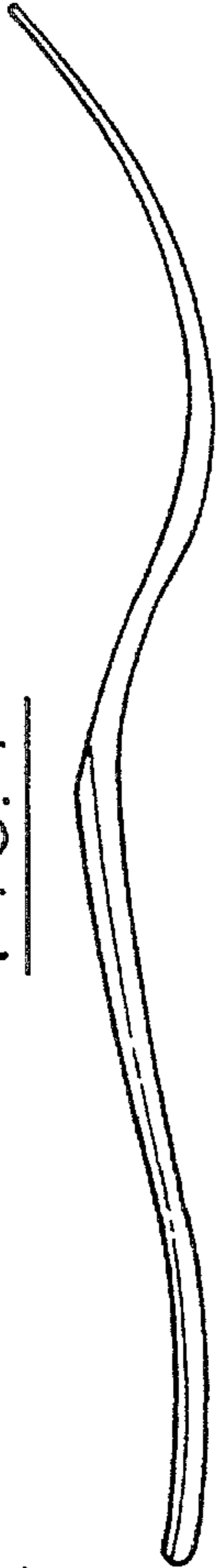


FIG. 5




FIG. 1

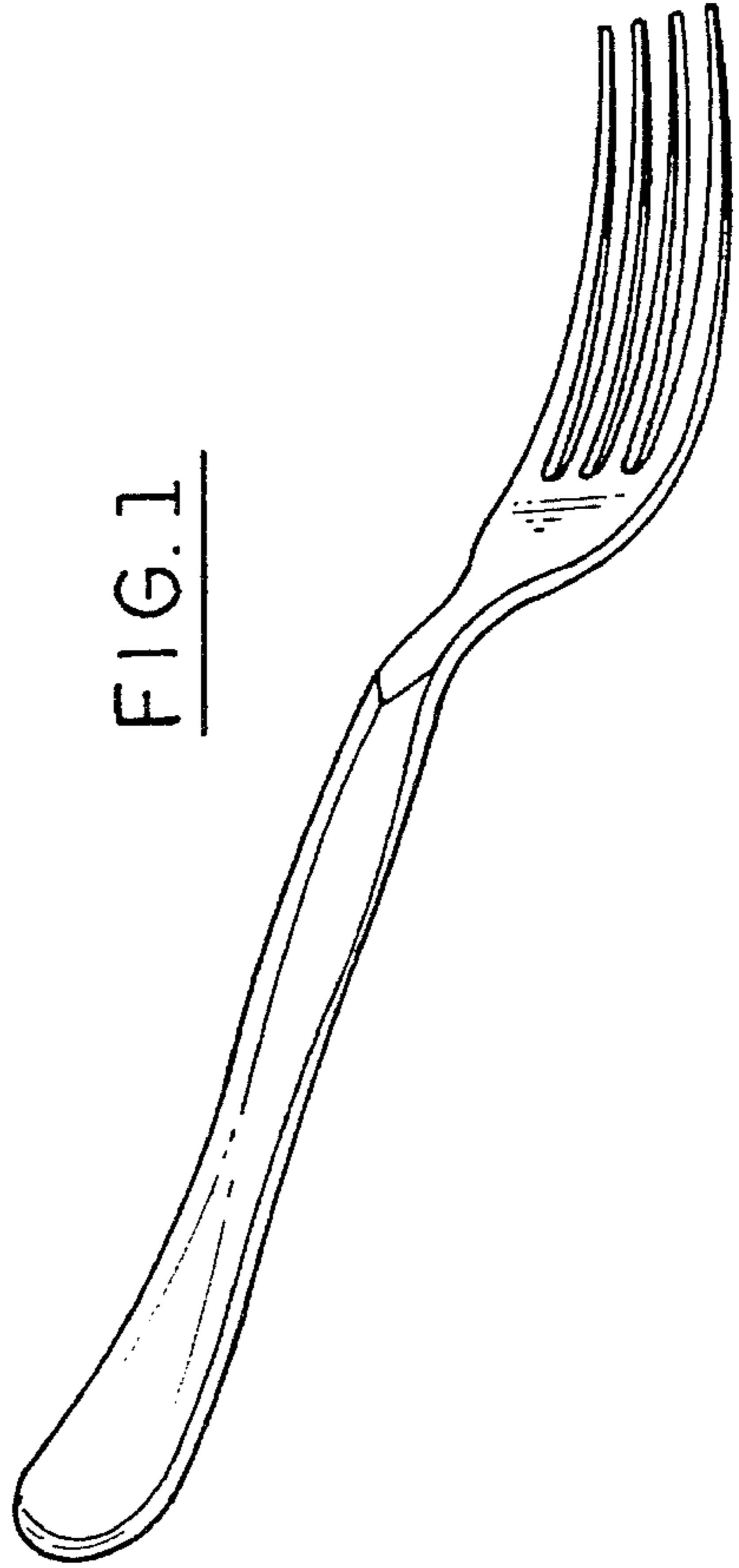


FIG. 6

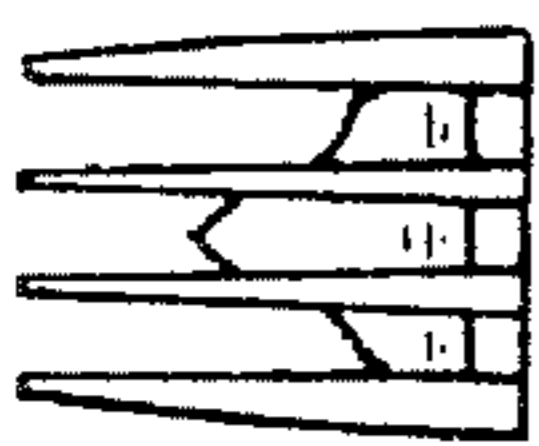


FIG. 7

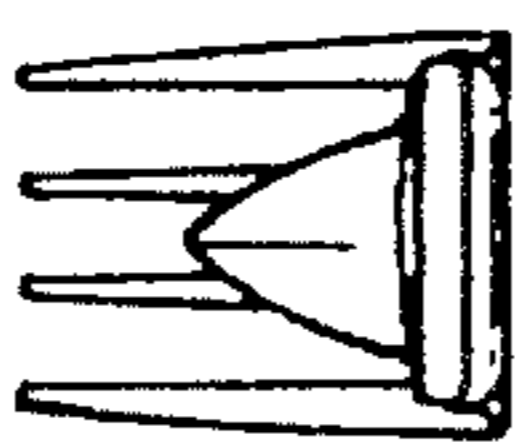


FIG. 2

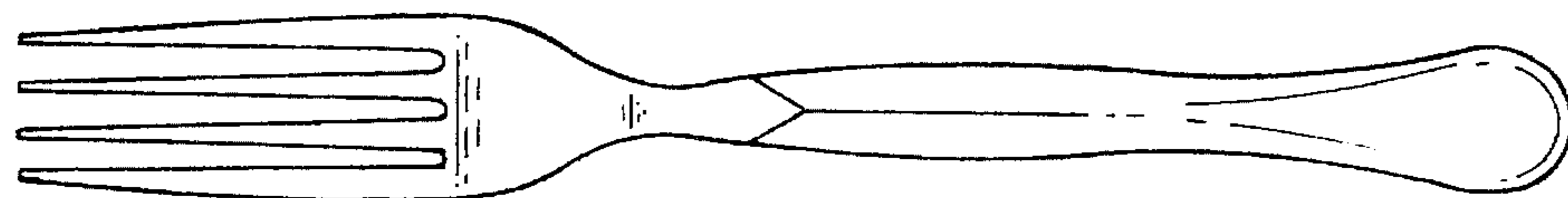


FIG.10



FIG.11

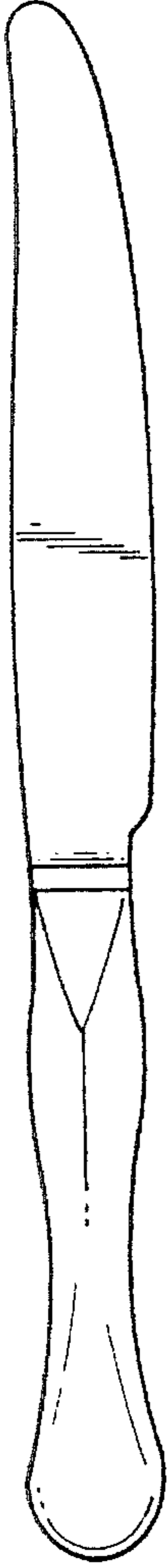


FIG.12

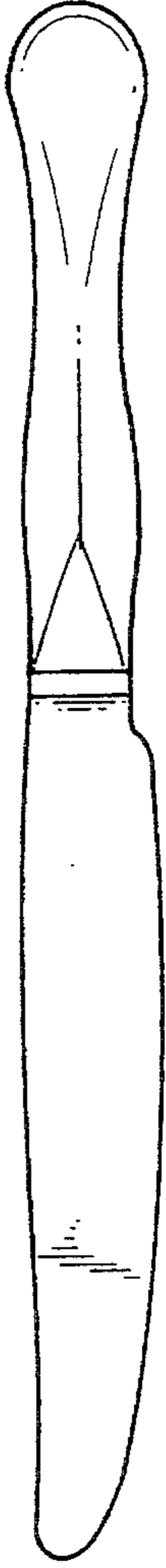


FIG.8

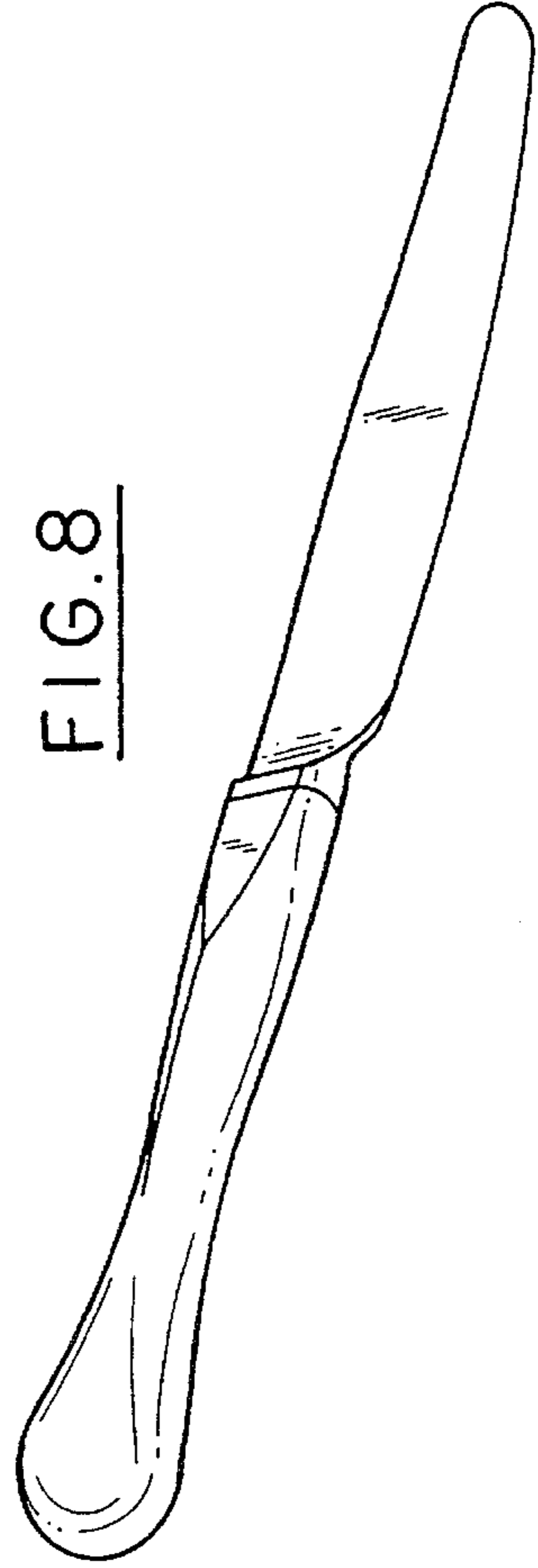


FIG.13



FIG.14



FIG.9

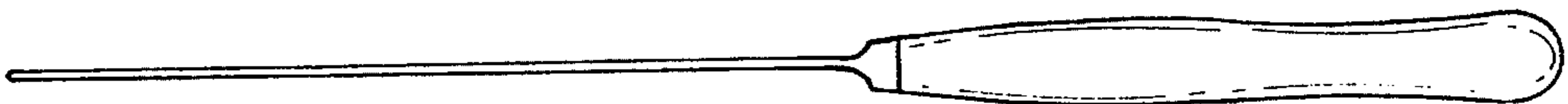


FIG.17

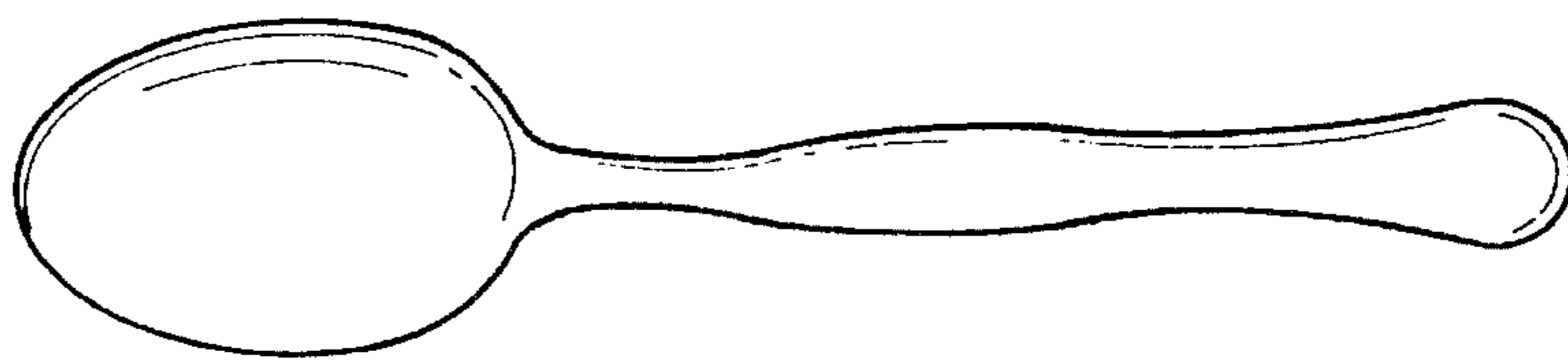


FIG.18



FIG.19



FIG.15

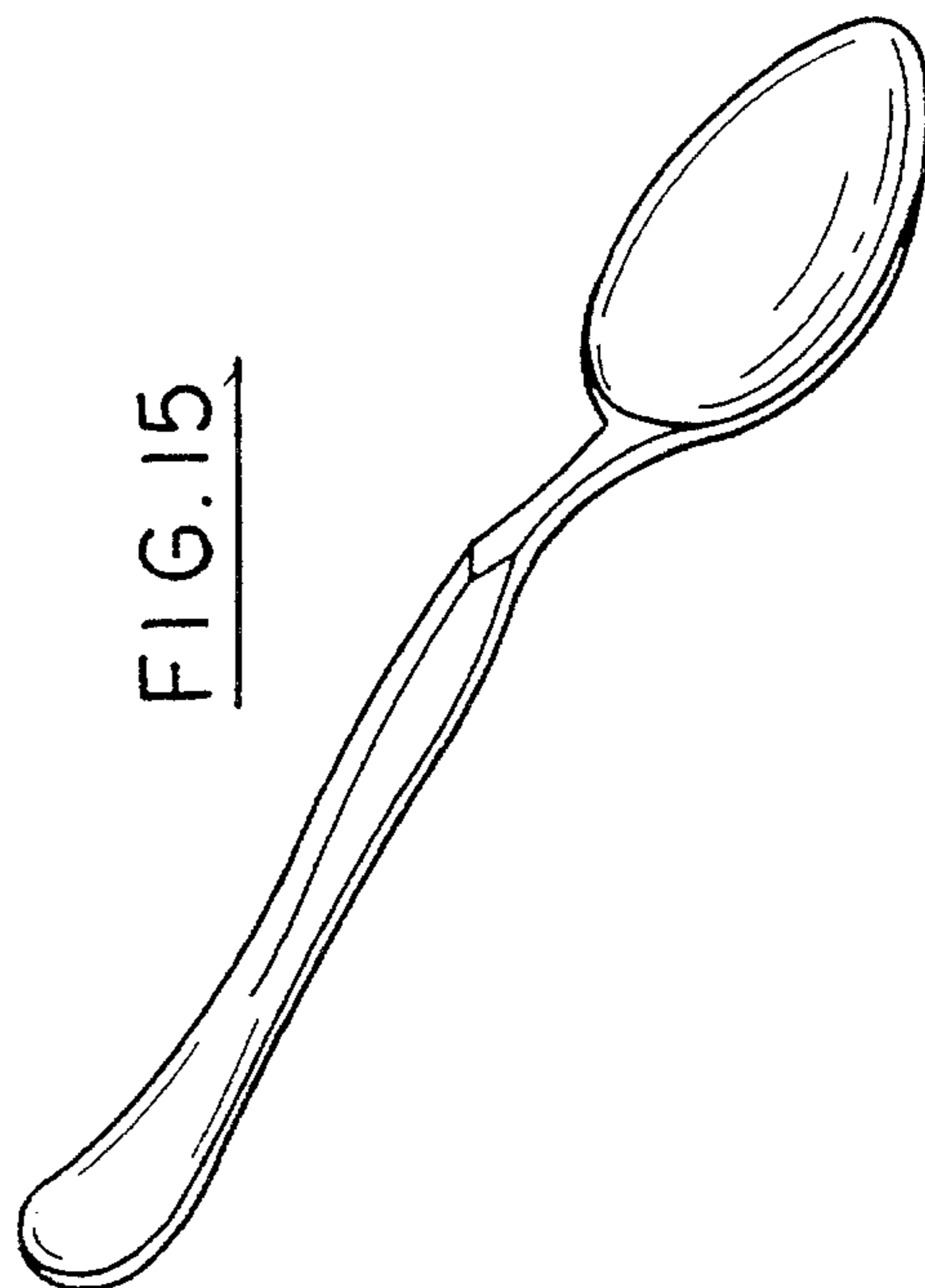


FIG.20



FIG.21



FIG.16

