



US00D366985S

United States Patent [19]

[11] Patent Number: **Des. 366,985**

Tu

[45] Date of Patent: ****Feb. 13, 1996**

[54] **HANDLE OF POTS AND PANS**

[76] Inventor: **Ming-Tsang Tu**, 7FL., No. 96, Jan-Ai 1st St., Kaohsiung, Taiwan

[**] Term: **14 Years**

[21] Appl. No.: **33,075**

[22] Filed: **Jan. 4, 1995**

[52] U.S. Cl. **D7/395**; D7/393

[58] Field of Search D7/323, 354, 355, D7/356, 361, 393, 395; 16/110 R, 110 A, 114 A, 116 R, 118; 220/752, 912

[56] **References Cited**

U.S. PATENT DOCUMENTS

| | | | | |
|------------|---------|------------|-------|----------|
| D. 185,913 | 8/1959 | Latham | | D7/395 |
| D. 295,137 | 4/1988 | Baumgarten | | D7/395 |
| D. 297,902 | 10/1988 | Ryan | | D7/395 |
| D. 344,433 | 2/1994 | Philippe | | D7/393 X |

Primary Examiner—Alan P. Douglas

Assistant Examiner—Caron D. Veynar
Attorney, Agent, or Firm—Morton J. Rosenberg; David I. Klein

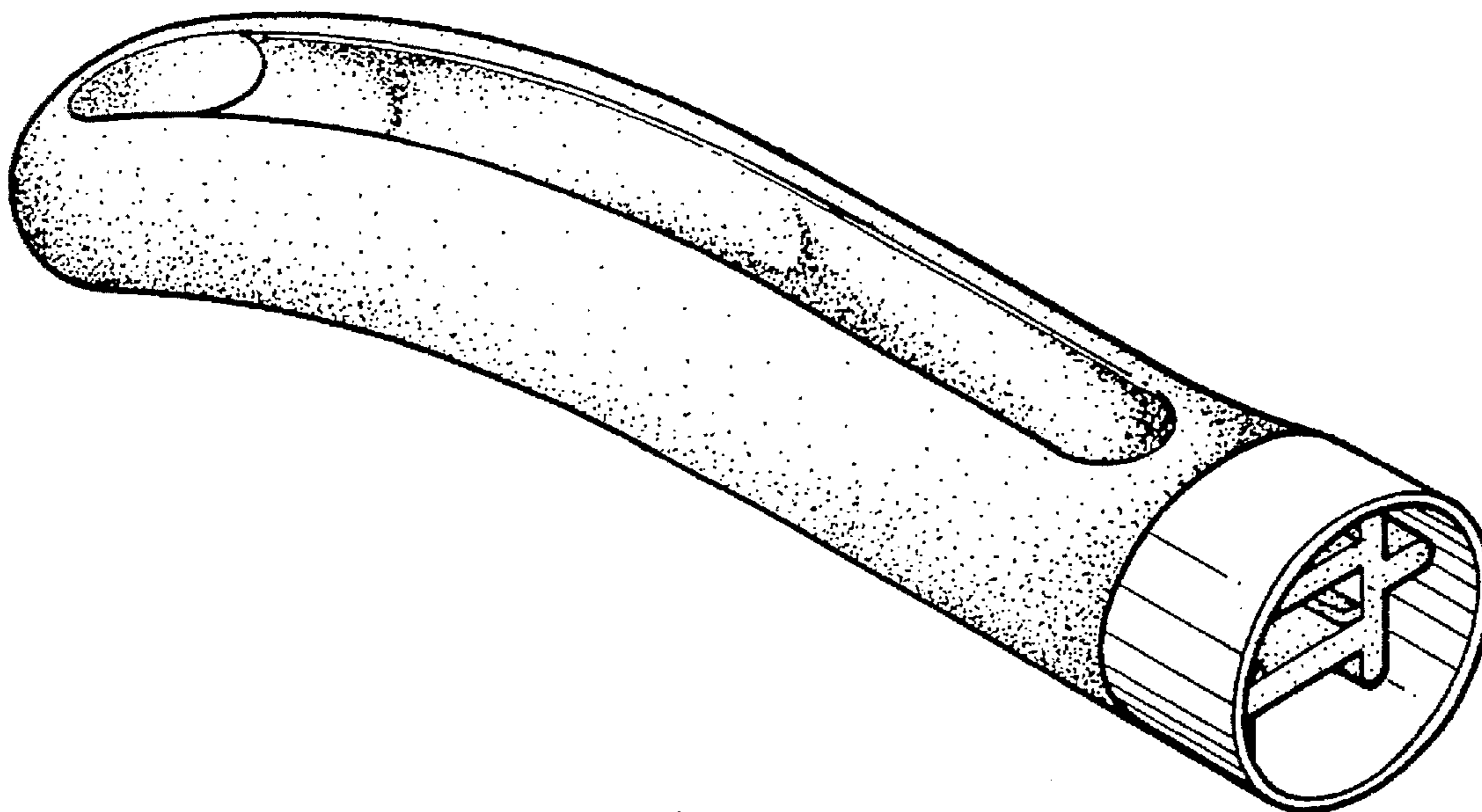
[57] **CLAIM**

The ornamental design for a handle of pots and pans, as shown and described.

DESCRIPTION

FIG. 1 is a front-right-top perspective view of a handle of pots and pans, showing my new design;
FIG. 2 is a front view thereof;
FIG. 3 is a rear view thereof;
FIG. 4 is a left side view thereof;
FIG. 5 is a right side view thereof;
FIG. 6 is a top view thereof;
FIG. 7 is a bottom view thereof; and,
FIG. 8 is a perspective view of my new design, the broken line showing of a pan is for illustrative purposes only and forms no part of the claimed design.

1 Claim, 4 Drawing Sheets



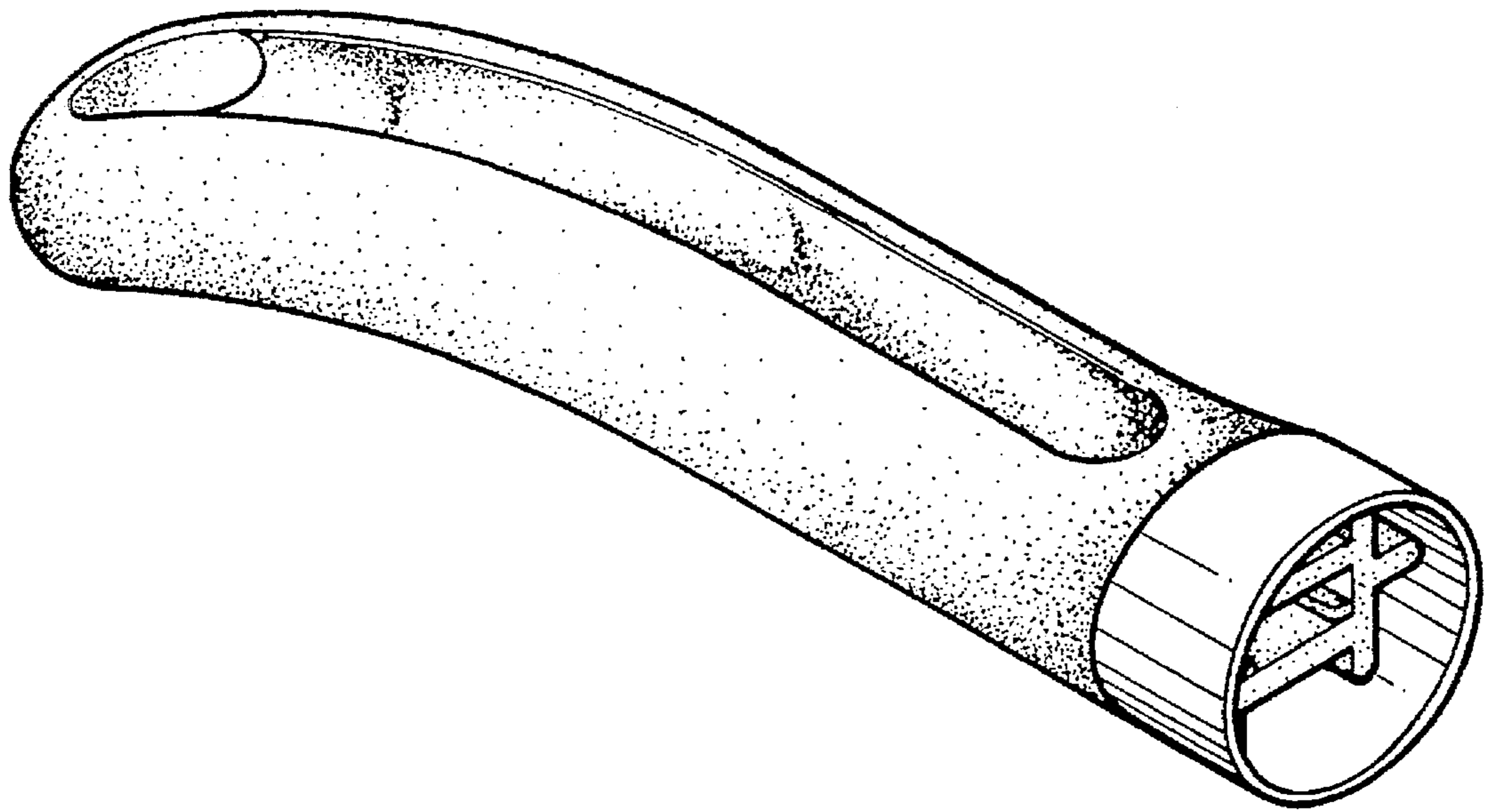


FIG. 1



FIG. 2



FIG. 3

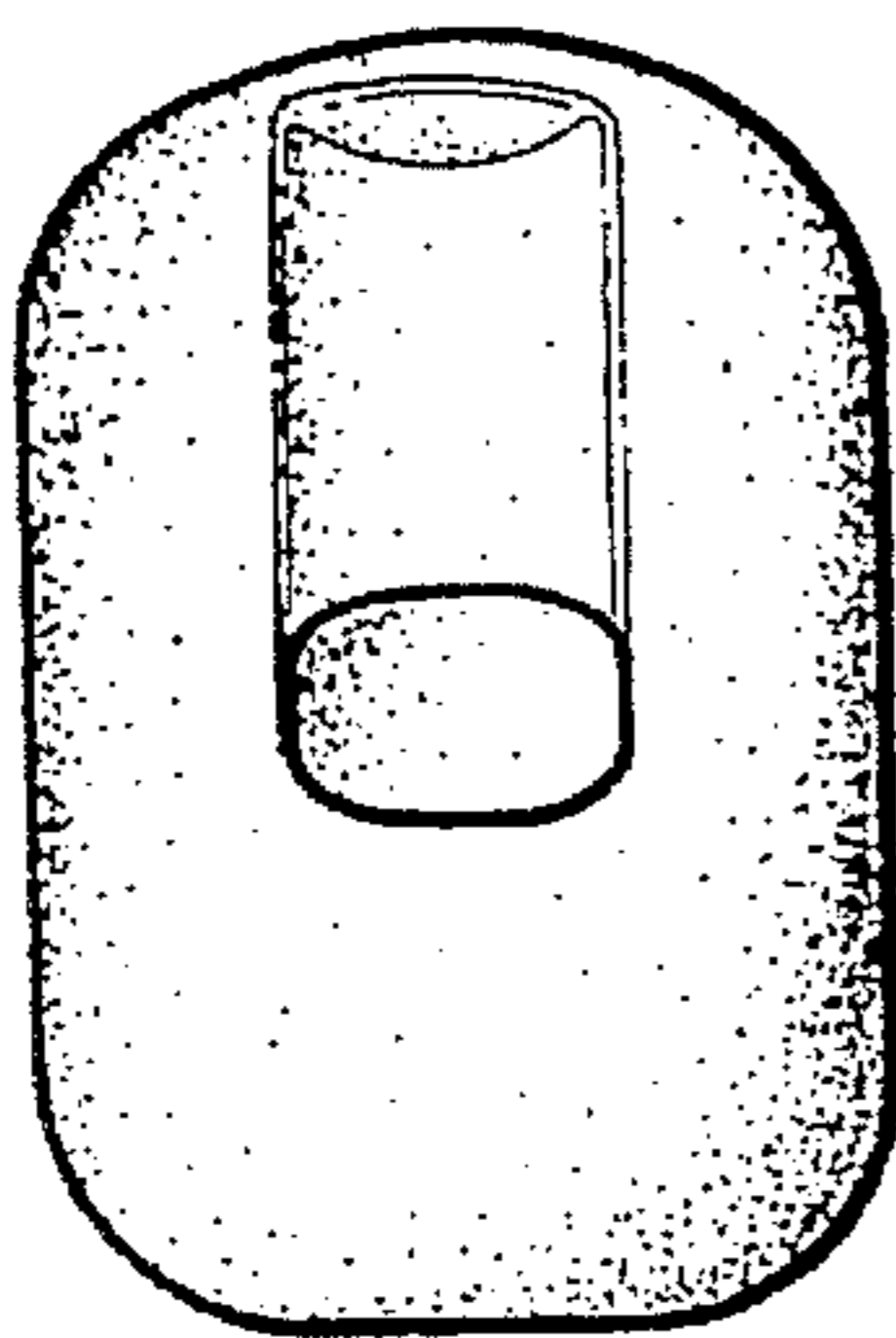


FIG. 4




FIG. 5




FIG. 6



FIG. 7

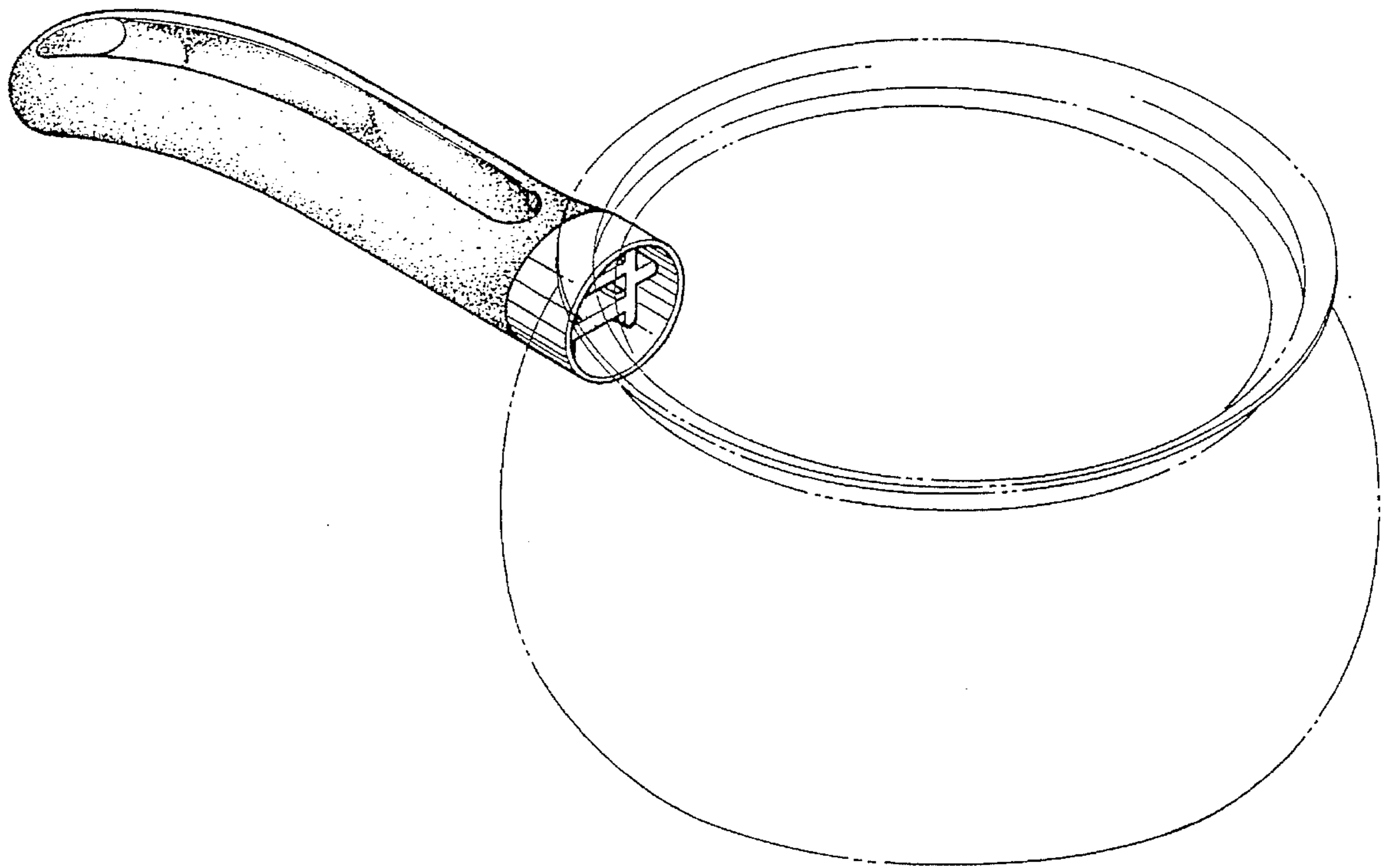


FIG. 8