



US00D366983S

United States Patent [19]

[11] Patent Number: **Des. 366,983**

Leukhardt et al.

[45] Date of Patent: ****Feb. 13, 1996**

[54] **FRONT PANEL FOR A WALL OVEN**

[75] Inventors: **Alan Leukhardt**, La Verne; **James Layfield, Jr.**, Palmdale; **Ray G. Smith**, Los Angeles, all of Calif.

[73] Assignee: **Dacor**, Pasadena, Calif.

[**] Term: **14 Years**

[21] Appl. No.: **22,883**

[22] Filed: **May 13, 1994**

[52] U.S. Cl. **D7/349**

[58] Field of Search D7/349, 348, 350, D7/351; 219/391; 126/19 R, 21 A, 19 M, 273 R, 275 R, 275 E, 273 A, 1 A

[56] **References Cited**

U.S. PATENT DOCUMENTS

- D. 173,817 1/1955 Pavlak et al. D7/349
- D. 187,012 1/1960 Tweedie et al. D7/349
- D. 187,168 2/1960 Kimberley D7/349

- D. 204,180 3/1966 Helgeson D7/349
- D. 341,989 12/1993 Wright et al. D7/349
- 3,255,746 6/1966 Jenn et al. 126/273 A
- 3,924,601 12/1975 Nuss 126/273 A
- 4,791,861 12/1988 Weinkle et al. 126/19 R

Primary Examiner—Ruth McInroy
Attorney, Agent, or Firm—Lyon & Lyon

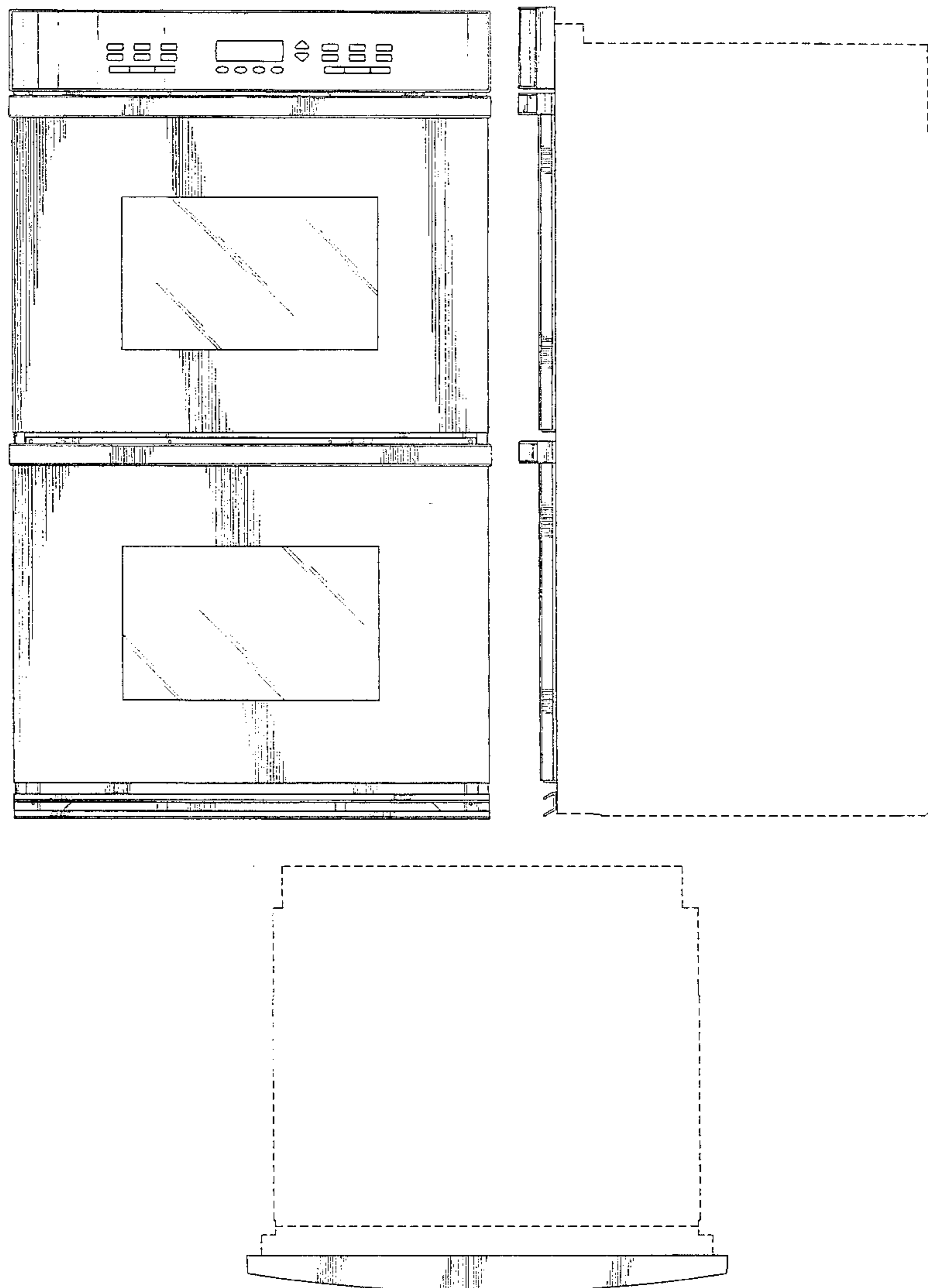
[57] **CLAIM**

The ornamental design for a front panel for a wall oven, as shown and described.

DESCRIPTION

FIG. 1 is a front elevational view of a front panel for a wall oven showing our new design; FIG. 2 is a right side elevational view thereof, the left side being a mirror image; and, FIG. 3 is a top plan view thereof. The portions shown in broken lines in FIGS. 1-3 are for illustrative purposes only and form no part of the claimed design.

1 Claim, 3 Drawing Sheets



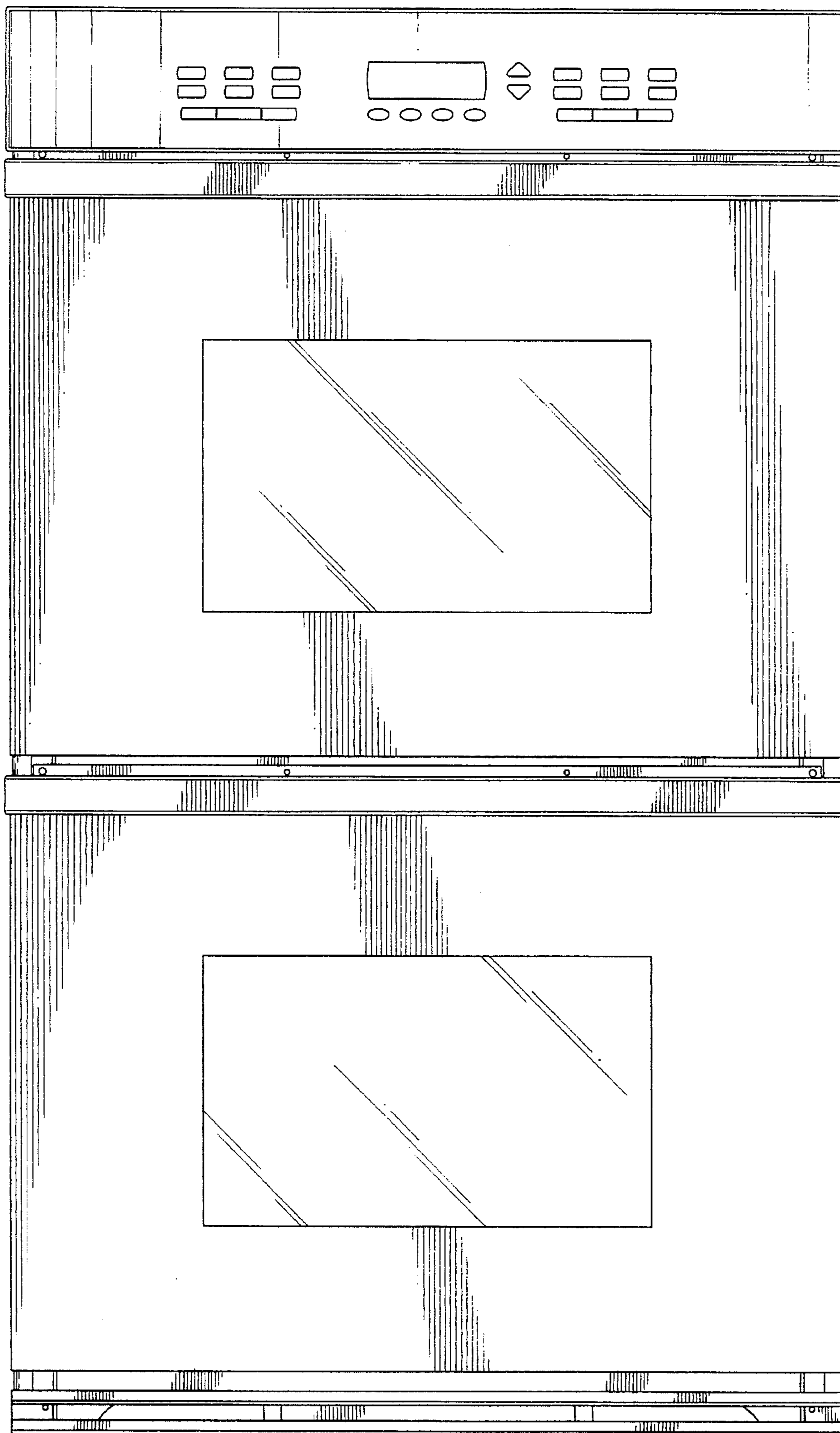


FIG. 1




FIG. 2

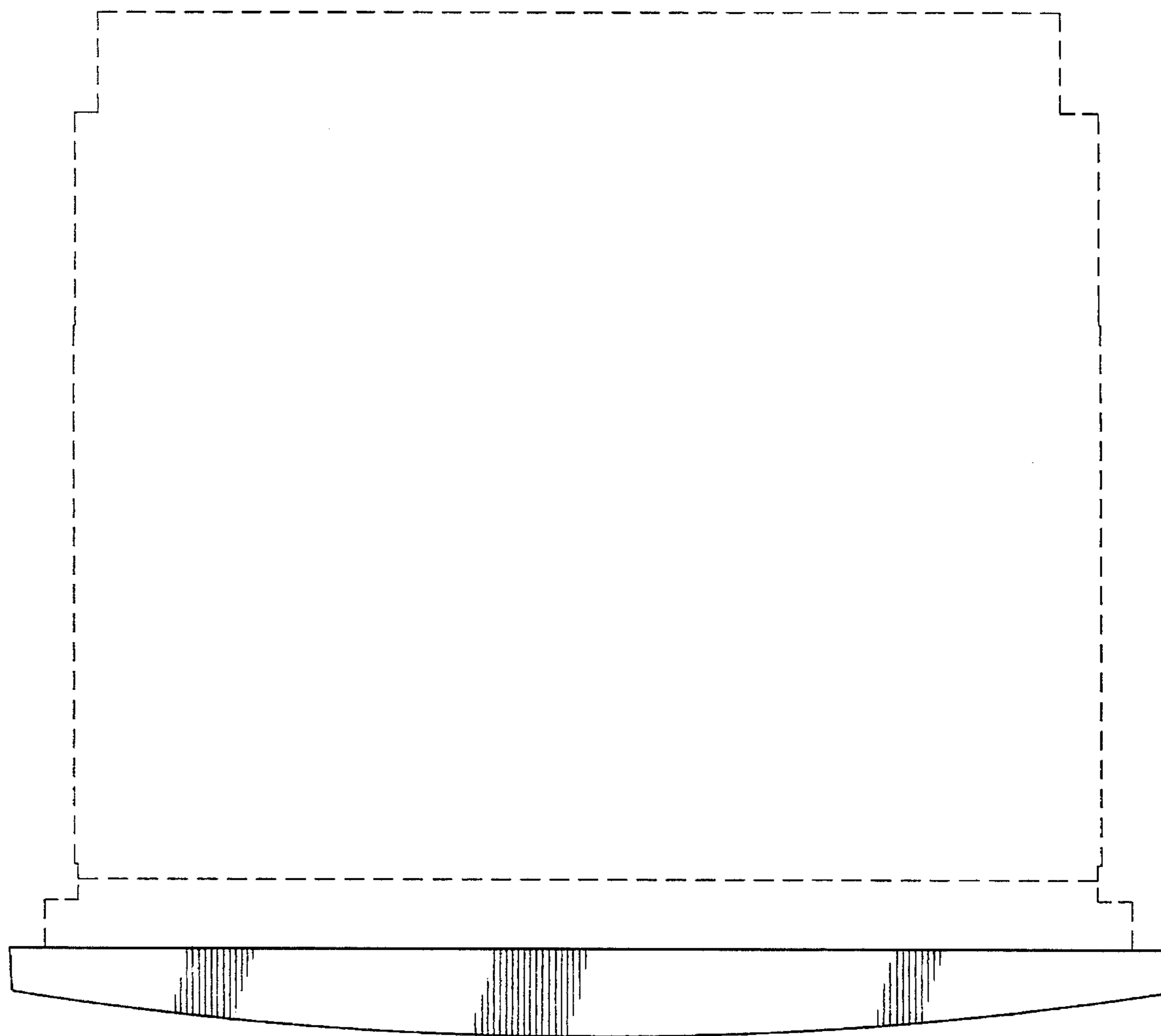


FIG. 3