



US00D366961S

United States Patent [19]
Barre

[11] **Patent Number: Des. 366,961**
[45] **Date of Patent: **Feb. 13, 1996**

[54] **TOOTHBRUSH HANDLE WITH STAND**

[75] Inventor: **Bertrand Barre**, Dommartin, France
[73] Assignee: **Chesebrough-Pond's USA Co.,**
Division of Conopco, Inc., Greenwich,
Conn.

[**] Term: **14 Years**

[21] Appl. No.: **14,492**

[22] Filed: **Oct. 21, 1993**

[30] **Foreign Application Priority Data**

Apr. 22, 1993 [FR] France 932178

[52] U.S. Cl. **D4/108; D4/107; D21/155;**
D21/168

[58] **Field of Search** D4/104-112, 116,
D4/121, 134, 136, 138; 15/105, 143.1,
159.1, 160, 167.1, 167.2, 186-188; 132/308;
206/361; 446/71-73; D21/155, 166-168

[56] **References Cited**

U.S. PATENT DOCUMENTS

D. 118,268 12/1939 Salit D4/104
D. 209,574 12/1957 Zandberg et al. D4/107

D. 287,791 1/1987 Arnaud D4/107
3,105,612 10/1963 Krasnoff et al. .
3,138,813 6/1964 Kaplan .
3,170,265 2/1965 Goldfarb .
3,178,060 4/1965 Bossack .
4,979,708 12/1990 Aoki .
5,187,829 2/1993 Atkins .

Primary Examiner—A. Hugo Word
Assistant Examiner—Lavone D. Tabor
Attorney, Agent, or Firm—Milton L. Honig

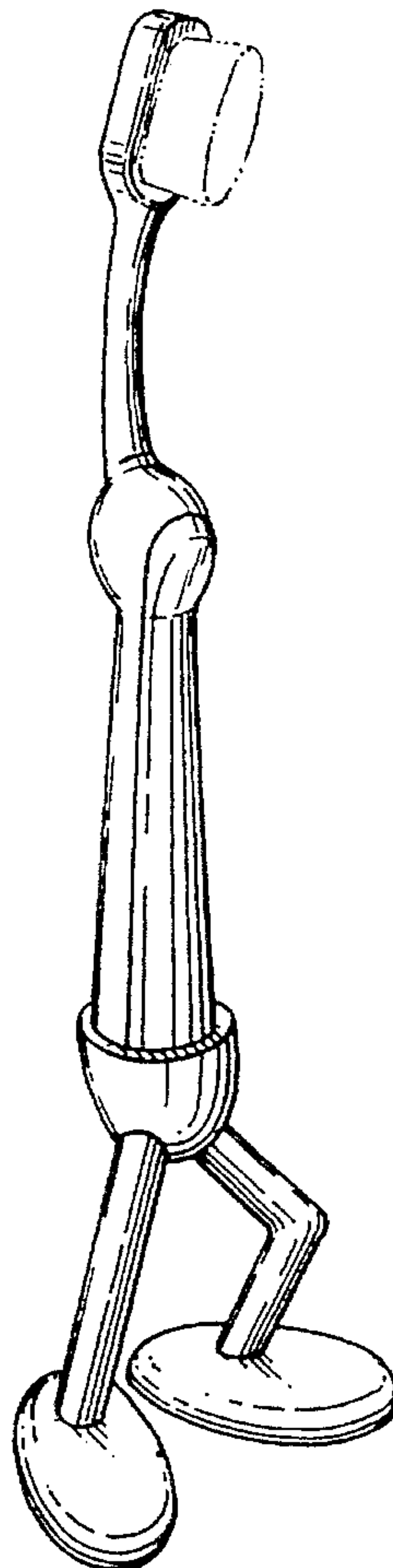
[57] **CLAIM**

The ornamental design for a toothbrush handle with stand,
as shown and described.

DESCRIPTION

FIG. 1 is a perspective view of the new design assembled;
FIG. 2 is a top plan view thereof;
FIG. 3 is a rear elevational view thereof;
FIG. 4 is a right side elevational view thereof, the left side
being an identical mirror image thereof; and,
FIG. 5 is an exploded perspective view from above showing
the toothbrush separated from the stand.
The bristle head shown in phantom in FIGS. 1, 4 and 5 forms
no part of the new design.

1 Claim, 2 Drawing Sheets



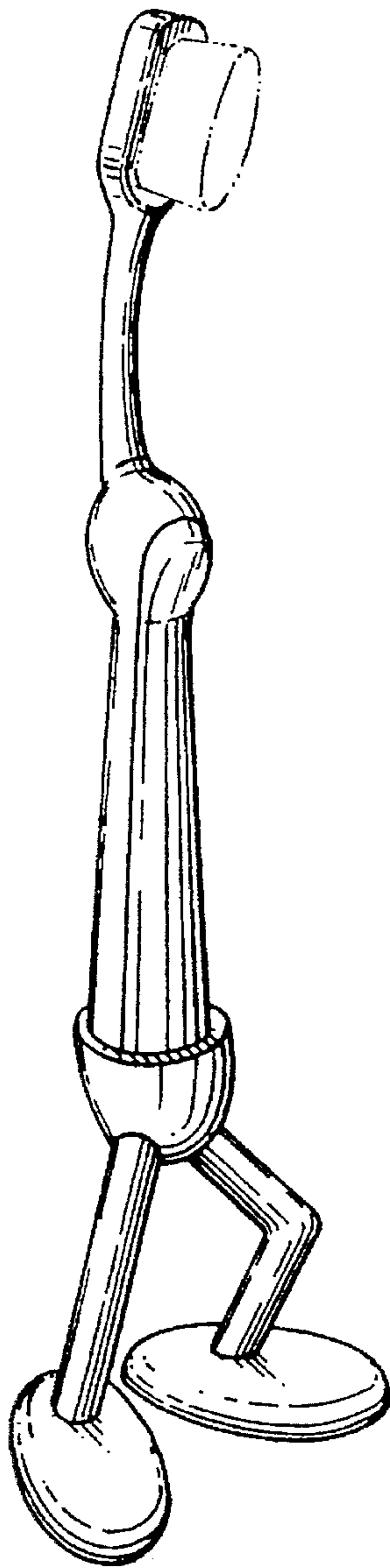


FIG. 1

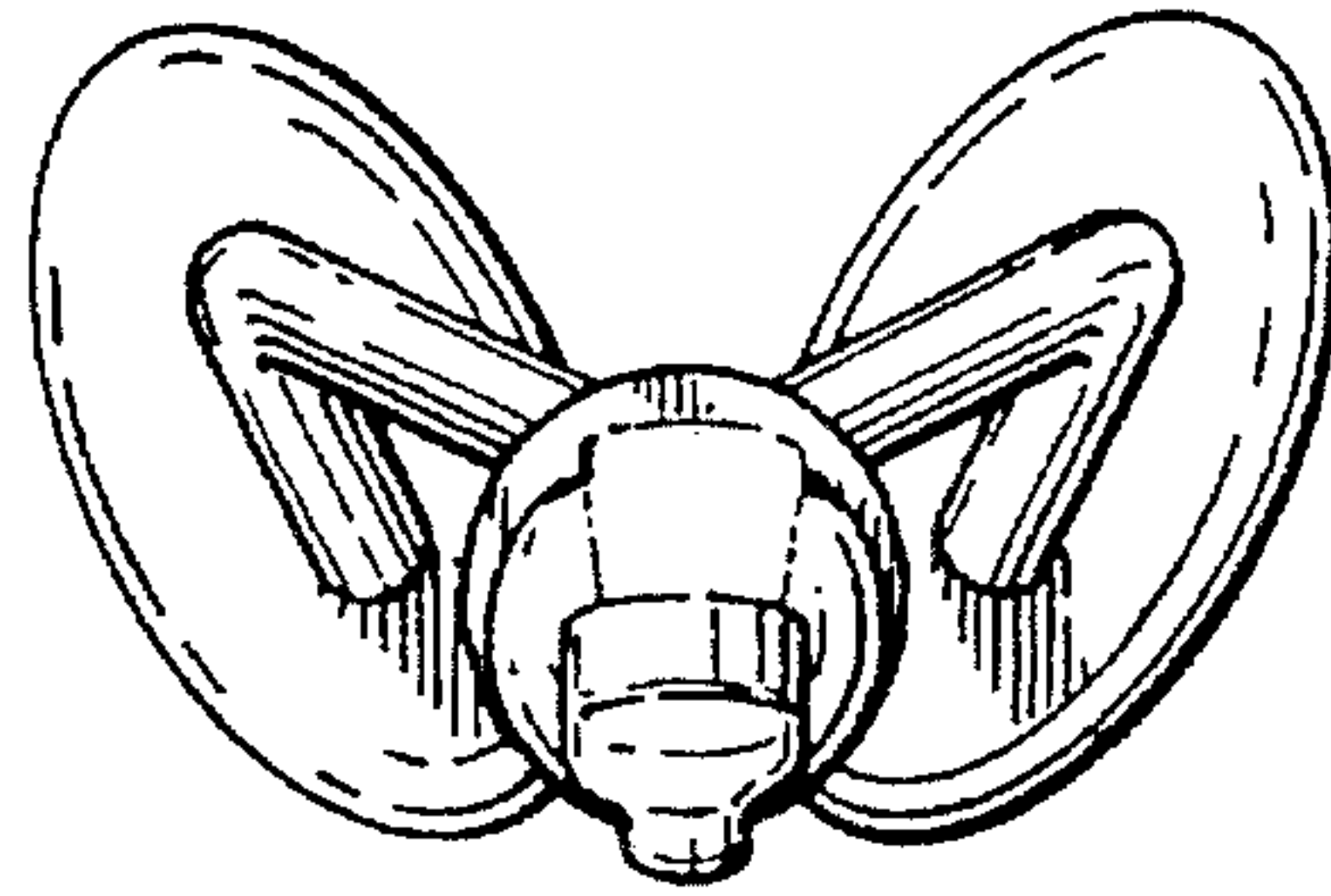


FIG. 2

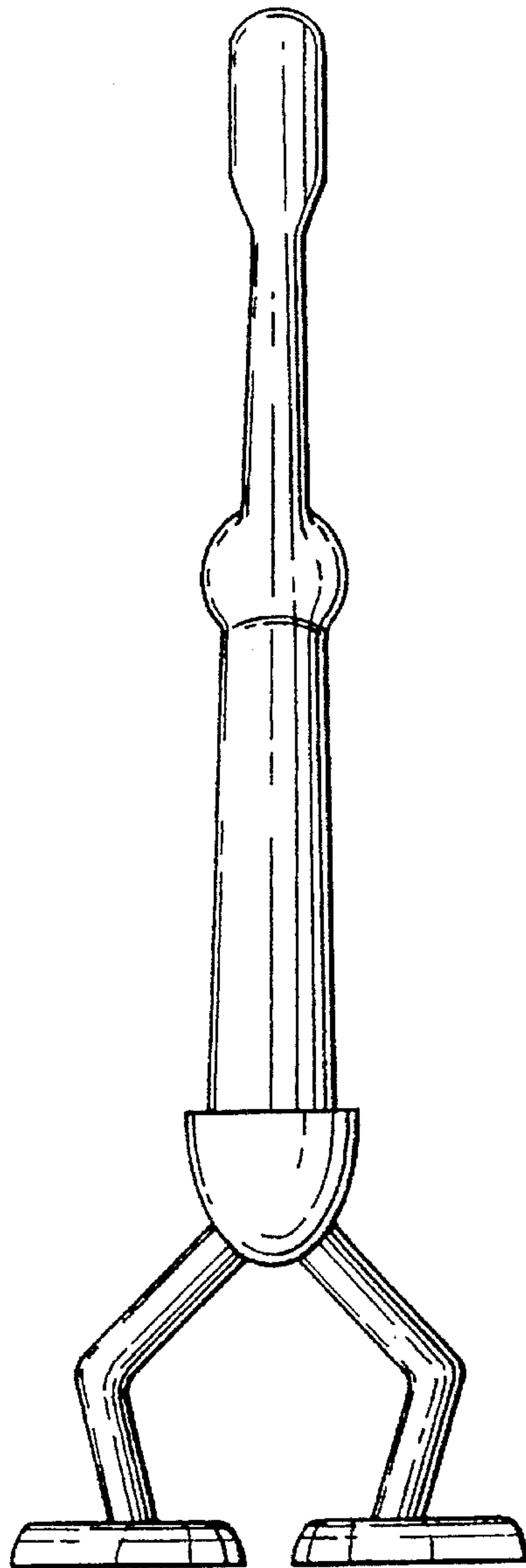


FIG. 3

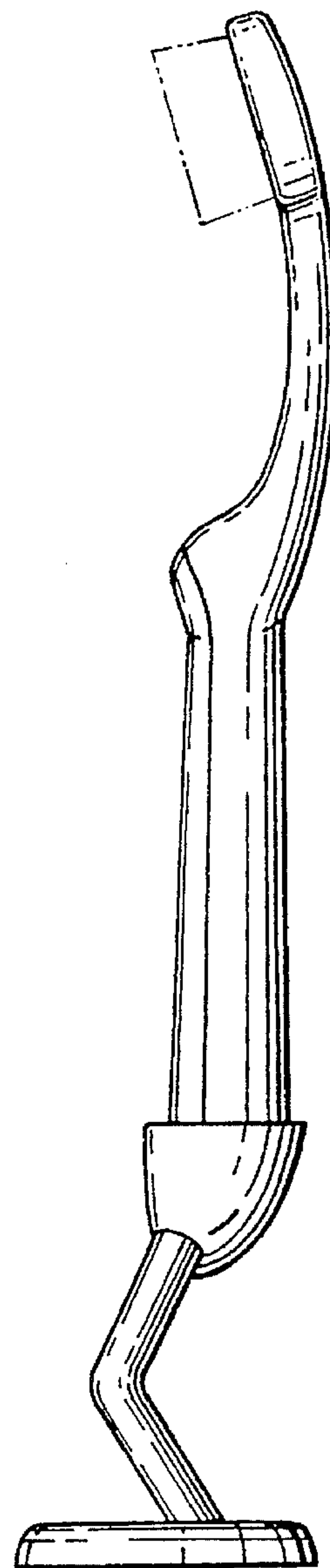


FIG. 4

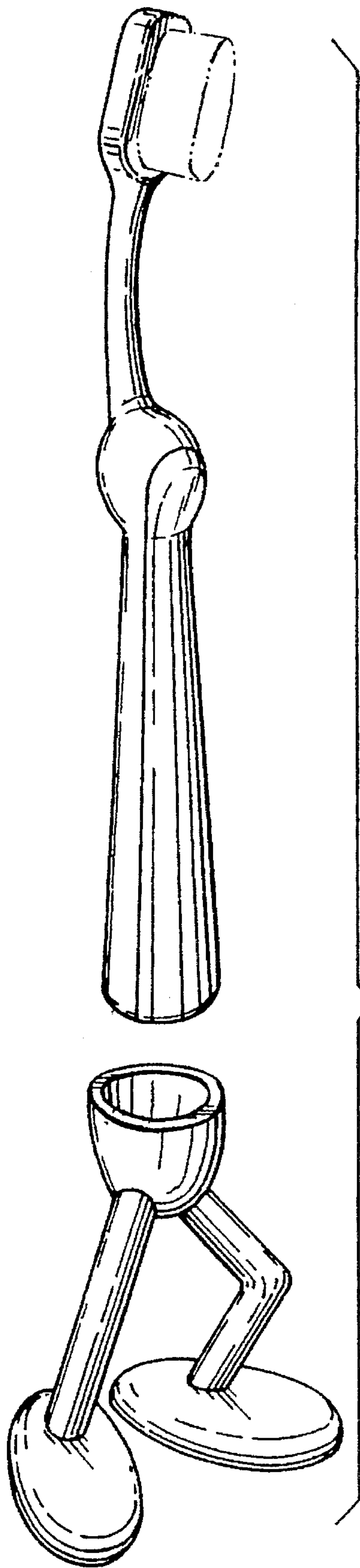


FIG. 5