



US00D366958S

United States Patent [19]
Harr

[11] **Patent Number: Des. 366,958**
[45] **Date of Patent: **Feb. 13, 1996**

[54] **ADJUSTABLE ARTICLE HOLDER AND CARRIER**

[76] Inventor: **Charles O. Harr**, 302 N. Fuller, Tyler, Tex. 75702

[**] Term: **14 Years**

[21] Appl. No.: **14,823**

[22] Filed: **Oct. 29, 1993**

[52] **U.S. Cl.** **D3/259**

[58] **Field of Search** D3/254, 259, 260, D3/261, 262, 303, 321, 276, 900, 903, 905; 383/38, 39, 40; 190/100, 112, 114, 901; 224/202, 250, 257, 159, 901; 5/81.1

[56] **References Cited**

U.S. PATENT DOCUMENTS

- D. 285,746 9/1986 Oates D3/254
- D. 291,745 9/1987 Hanson D3/303 X
- D. 309,977 8/1990 Whitier D3/276
- D. 334,093 3/1993 Fredeman D3/254

- 3,316,951 5/1967 Jacobson D3/321 X
- 3,865,166 2/1975 Pedro D3/262 X
- 4,450,991 5/1984 Gougeon 224/202 X
- 4,723,327 2/1988 Smith 5/81.1
- 4,951,816 8/1990 Smith 190/112 X
- 4,967,986 11/1990 Schildkraut 224/250
- 5,327,669 7/1994 Lannan et al. D3/260 X

Primary Examiner—Prabhakar G. Deshmukh
Assistant Examiner—Paula Mortimer
Attorney, Agent, or Firm—Ronald B. Sefrna

[57] **CLAIM**

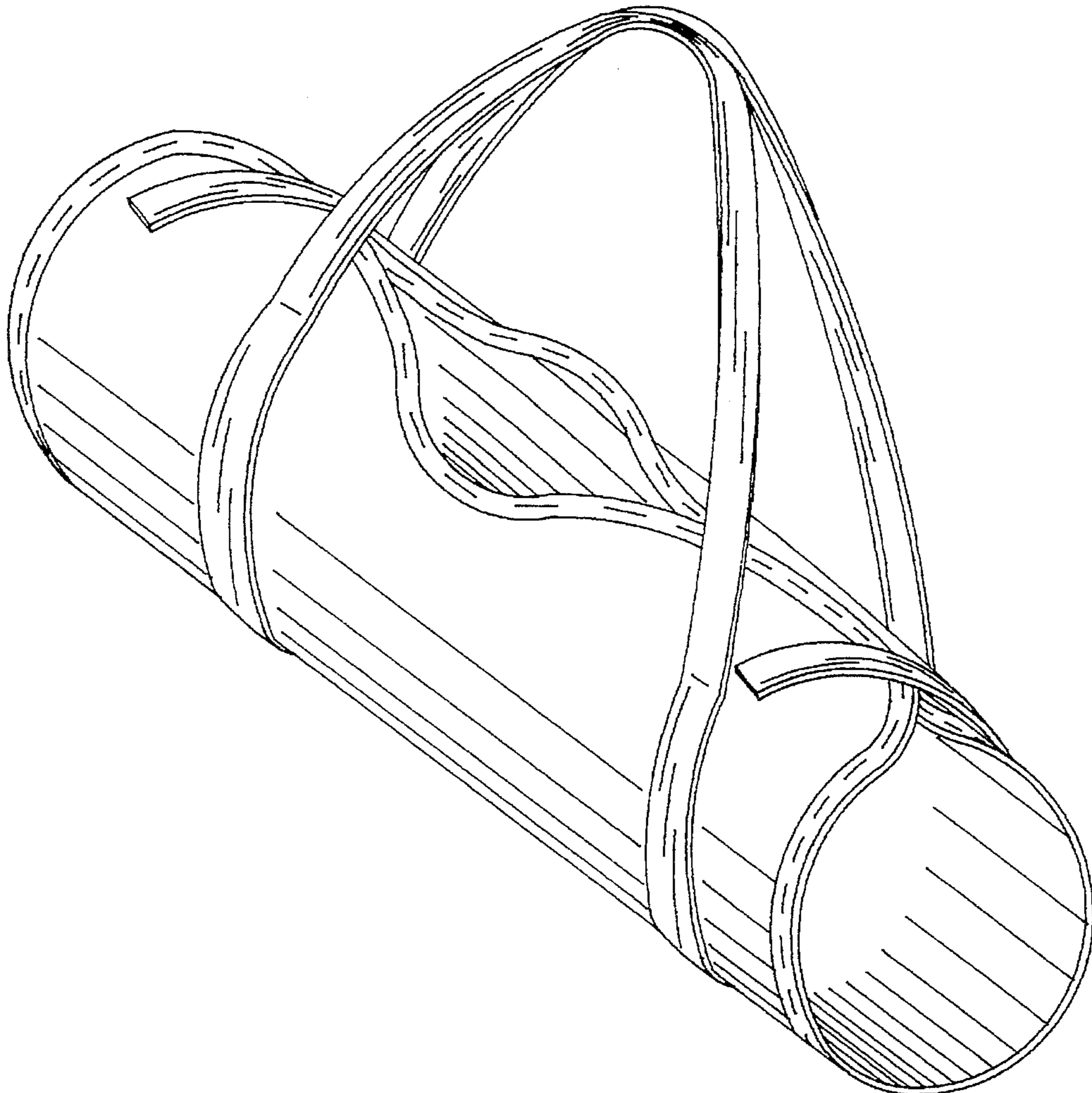
The ornamental design for an adjustable article holder and carrier, as shown and described.

DESCRIPTION

FIG. 1 is a front perspective view of an adjustable article holder and carrier in a folded position showing my new design;

FIG. 2 is a top plan view in an unfolded position; and, FIG. 3 is a bottom plan view in an unfolded position.

1 Claim, 3 Drawing Sheets



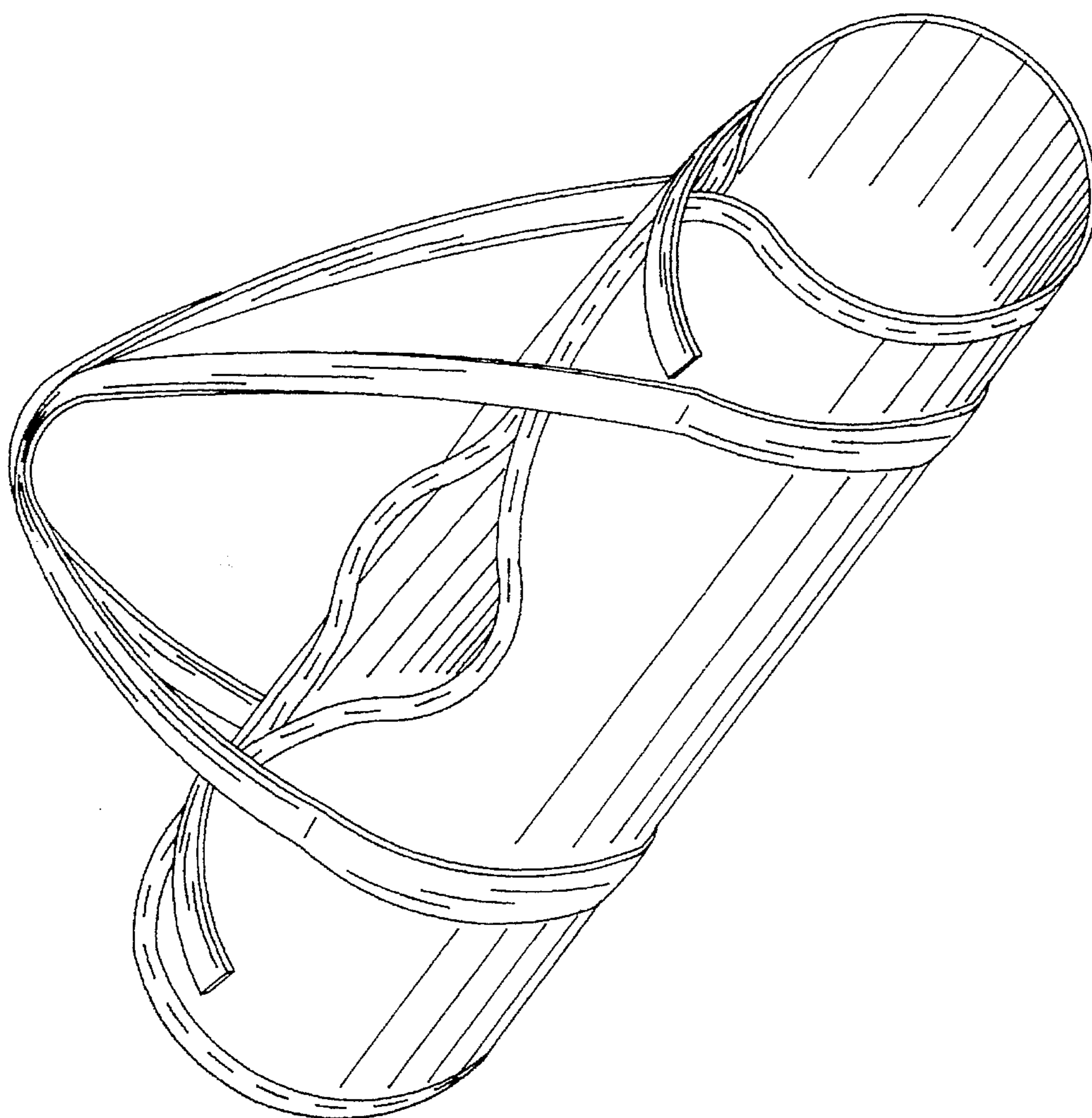


FIGURE 1

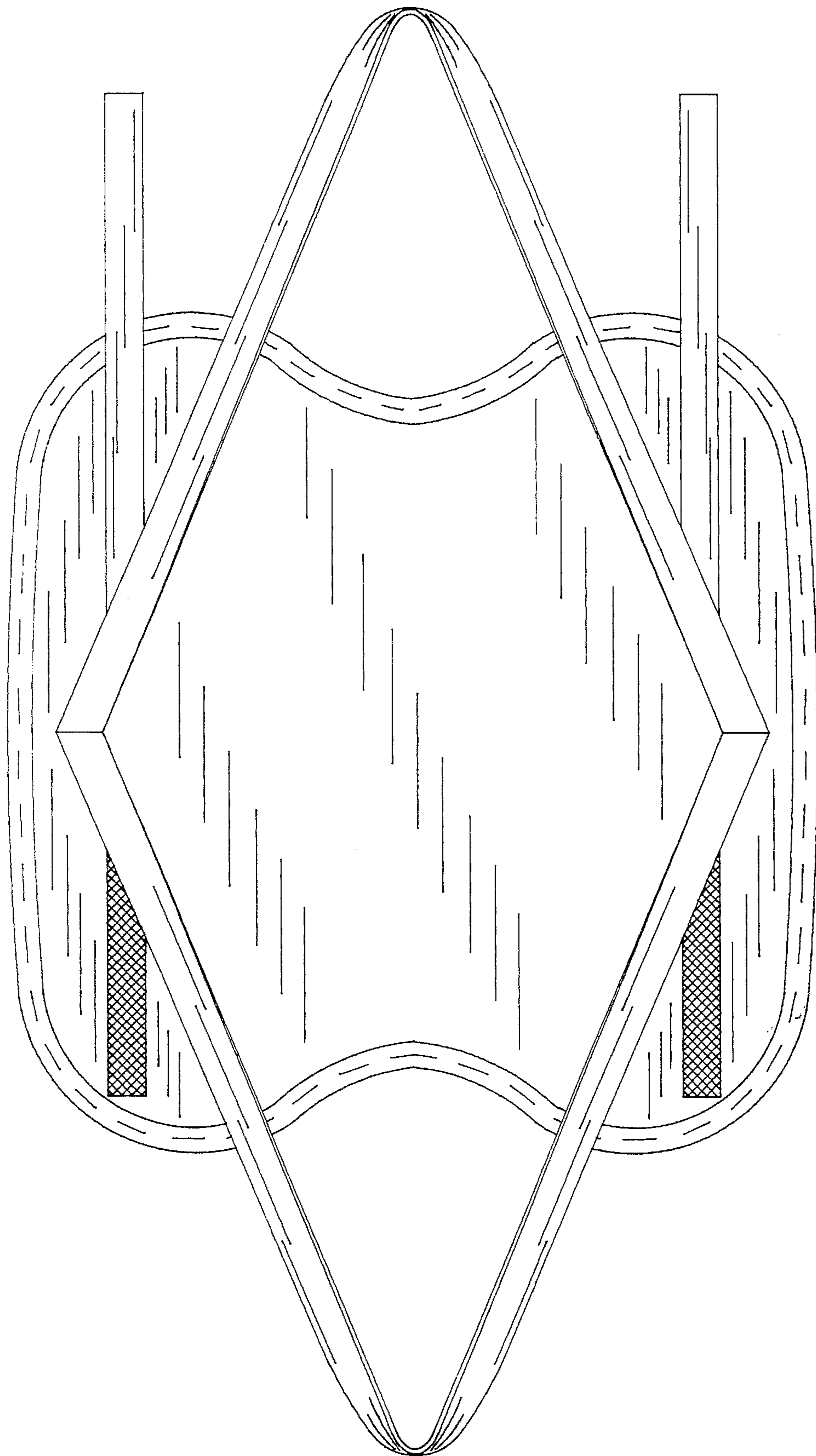


FIGURE 2

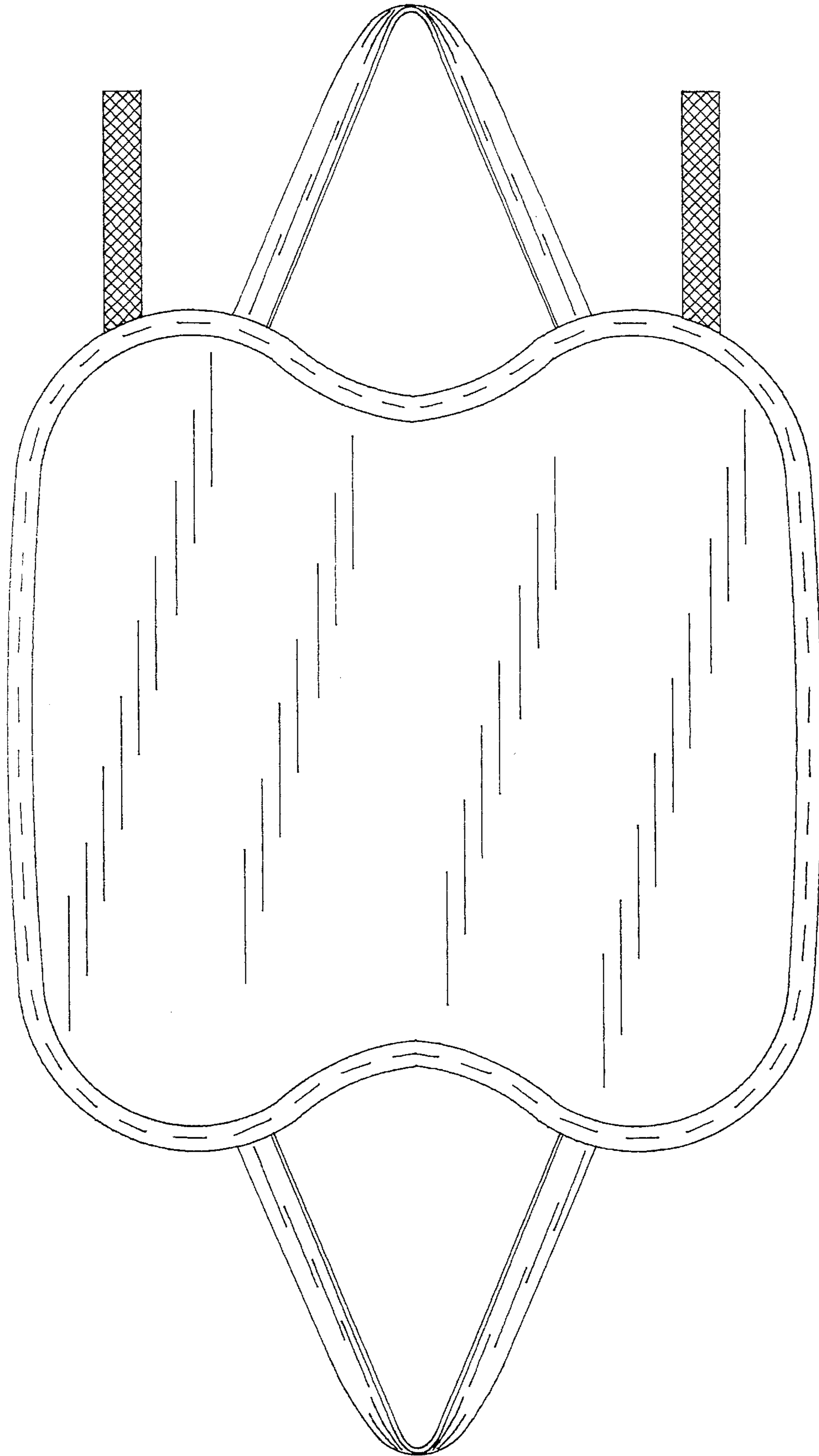


FIGURE 3