



US00D366955S

United States Patent [19]

Valle

[11] Patent Number: **Des. 366,955**

[45] Date of Patent: ****Feb. 13, 1996**

[54] **SHOE SOLE**

[76] Inventor: **Diego D. Valle**, Via Fratte 4396,
S.Elpidio a Mare, Italy

[**] Term: **14 Years**

[21] Appl. No.: **14,250**

[22] Filed: **Oct. 18, 1993**

[52] U.S. Cl. **D2/954**

[58] Field of Search D2/954, 959, 952,
D2/961, 947, 976; 36/59 C, 59 B, 32 R,
25 R

[56] **References Cited**

U.S. PATENT DOCUMENTS

D. 119,266	3/1940	Johnson	D2/959
D. 163,960	7/1951	Oakley	D2/951
D. 197,951	4/1964	Wilmanns	D2/954
D. 254,818	4/1980	Jones	D2/961
D. 259,823	7/1981	Greenlee	D2/954
D. 263,518	3/1982	Cohen	D2/954
D. 305,382	1/1990	Kiyosawa	D2/954

D. 306,793	3/1990	Scawartz	D2/954
D. 321,589	11/1991	Merk et al.	D2/954
D. 331,488	12/1992	Norton et al.	D2/951
D. 339,908	10/1993	Banik	D2/976 X
1,412,603	4/1922	Berry	D2/961 X
1,926,283	9/1933	Herbert	D2/961 X
2,090,881	8/1937	Wilson	D2/954 X

Primary Examiner—Doris V. Coles
Attorney, Agent, or Firm—Rosenman & Colin

[57] **CLAIM**

The ornamental design for a shoe sole, as shown and described.

DESCRIPTION

FIG. 1 is a bottom plan view of shoe sole showing my new design, the top being plain and unadorned;
FIG. 2 is a left side elevational view;
FIG. 3 is a right side elevational view;
FIG. 4 is a rear elevational view;
FIG. 5 is a front elevational view; and,
FIG. 6 is a top plan view.

1 Claim, 2 Drawing Sheets

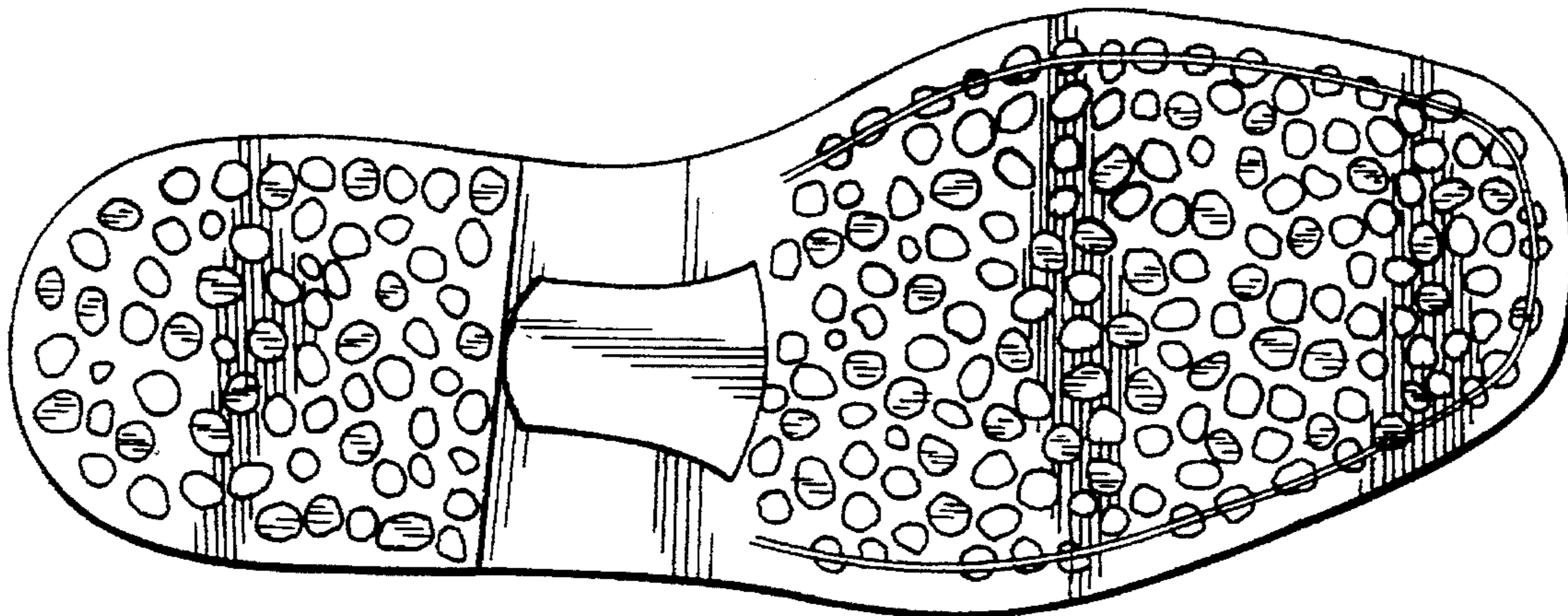


FIG. 1

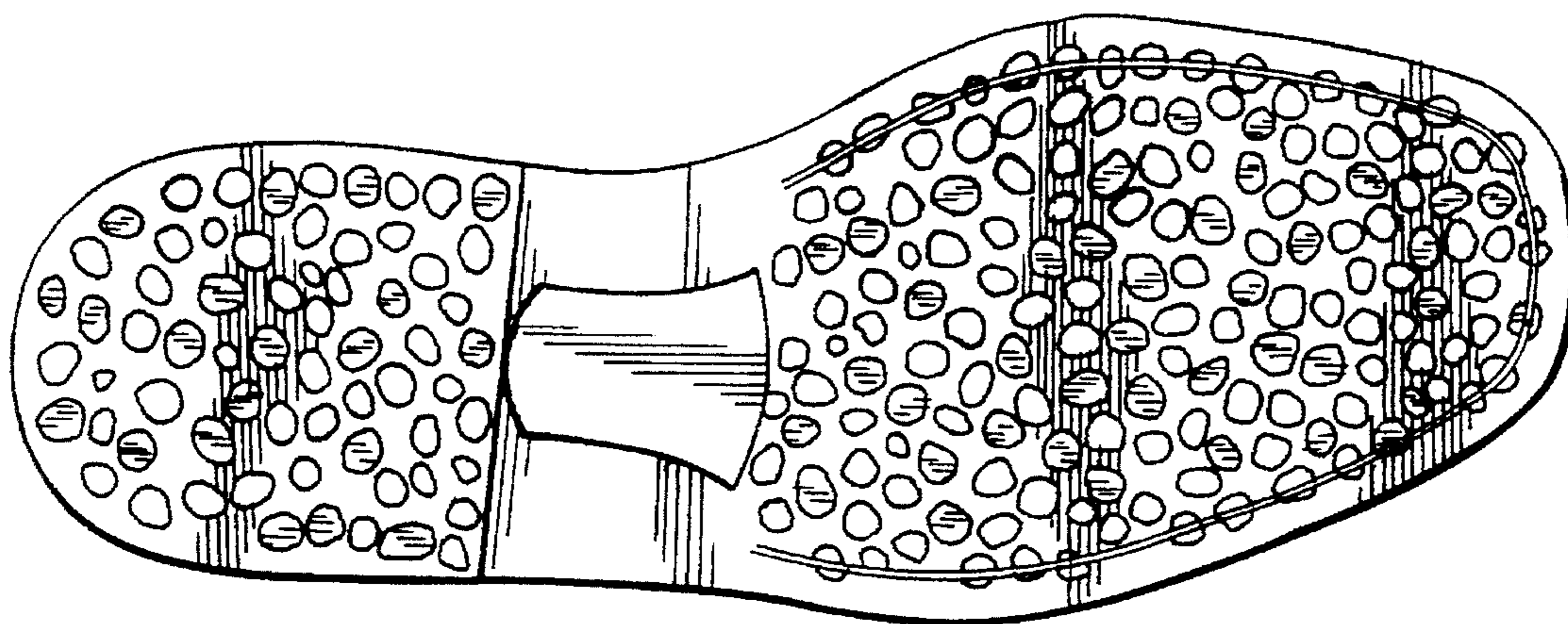


FIG. 6

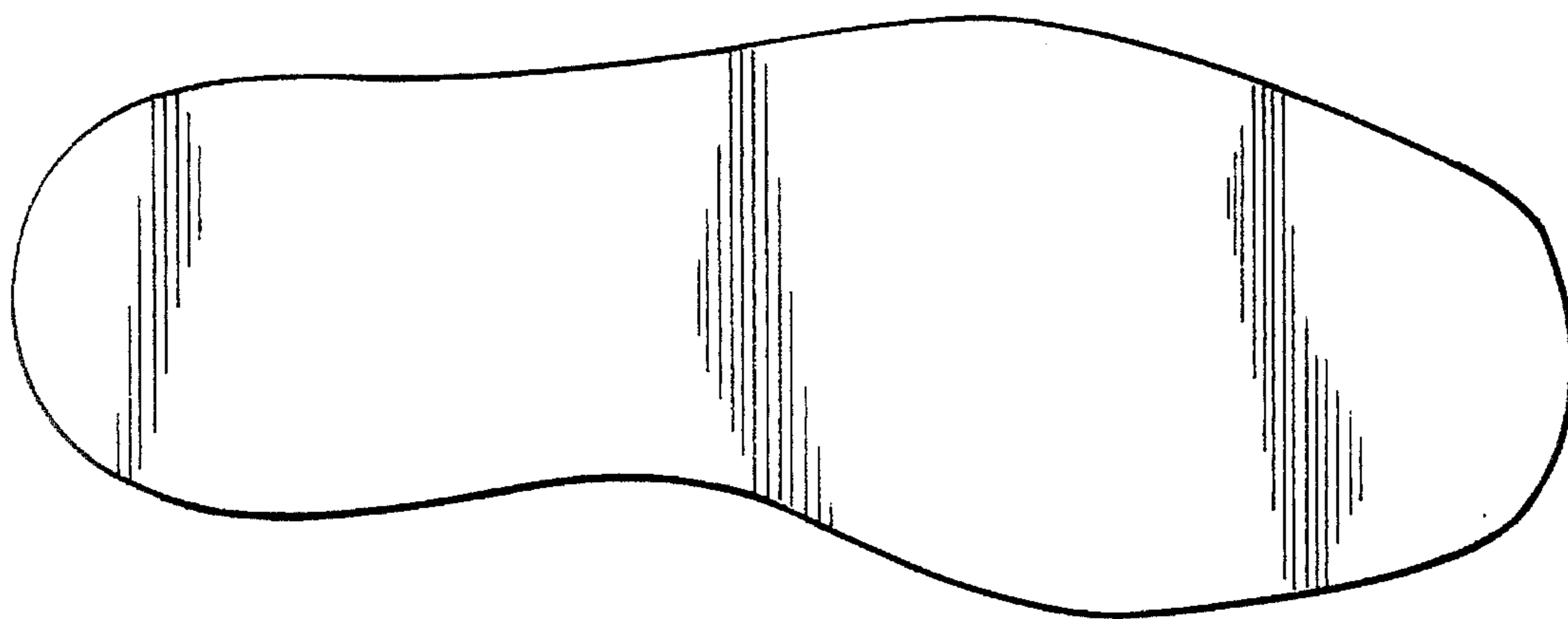


FIG. 2



FIG. 3



FIG. 4

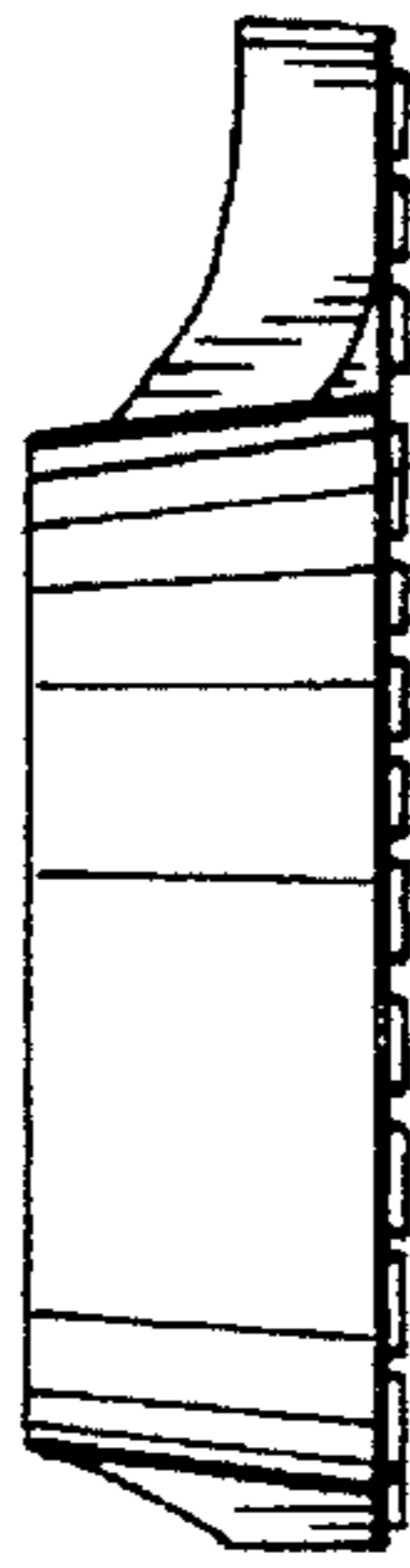


FIG. 5

