



US00D366953S

United States Patent [19] Tate

[11] Patent Number: **Des. 366,953**

[45] Date of Patent: ****Feb. 13, 1996**

[54] SAFETY SHOE 4,281,466 8/1981 Malone 36/9 R X

[76] Inventor: **Robert J. Tate**, 116 Horneytown Rd.,
High Point, N.C. 27265

[**] Term: **14 Years**

[21] Appl. No.: **18,567**

[22] Filed: **Feb. 10, 1994**

[52] U.S. Cl. **D2/909; D2/954**

[58] Field of Search **D2/903, 909, 919,
D2/920, 947, 954, 962, 906; 36/11.5, 59 B,
59 C, 8.1, 65, 66, 8.3, 8.4, 10, 9 R, 67 A,
134**

[56] References Cited

U.S. PATENT DOCUMENTS

D. 114,035	3/1939	Watson .	
D. 135,339	3/1943	Hanson	D2/919
D. 178,025	6/1956	Thurlow	D2/919
D. 297,068	8/1988	Lee	D2/920
1,118,954	12/1914	Shapiro	36/59 B
1,140,193	5/1915	Shinn	36/9 R
1,228,720	6/1917	Troutt	36/8.1
2,114,421	4/1938	Giuffre	36/11.5
2,495,984	1/1950	Roy	36/9 R
3,016,631	1/1962	Servin	36/9 R
4,118,878	10/1978	Semon	36/59 C

OTHER PUBLICATIONS

Dura Wax Catalog; pp. 172-173—undated.
Boot and Shoe Recorder—Jul. 1, 1961, p. 41—Corsairs by
Kaysham Corp.

Primary Examiner—Doris V. Coles
Attorney, Agent, or Firm—Rhodes, Coats & Bennett

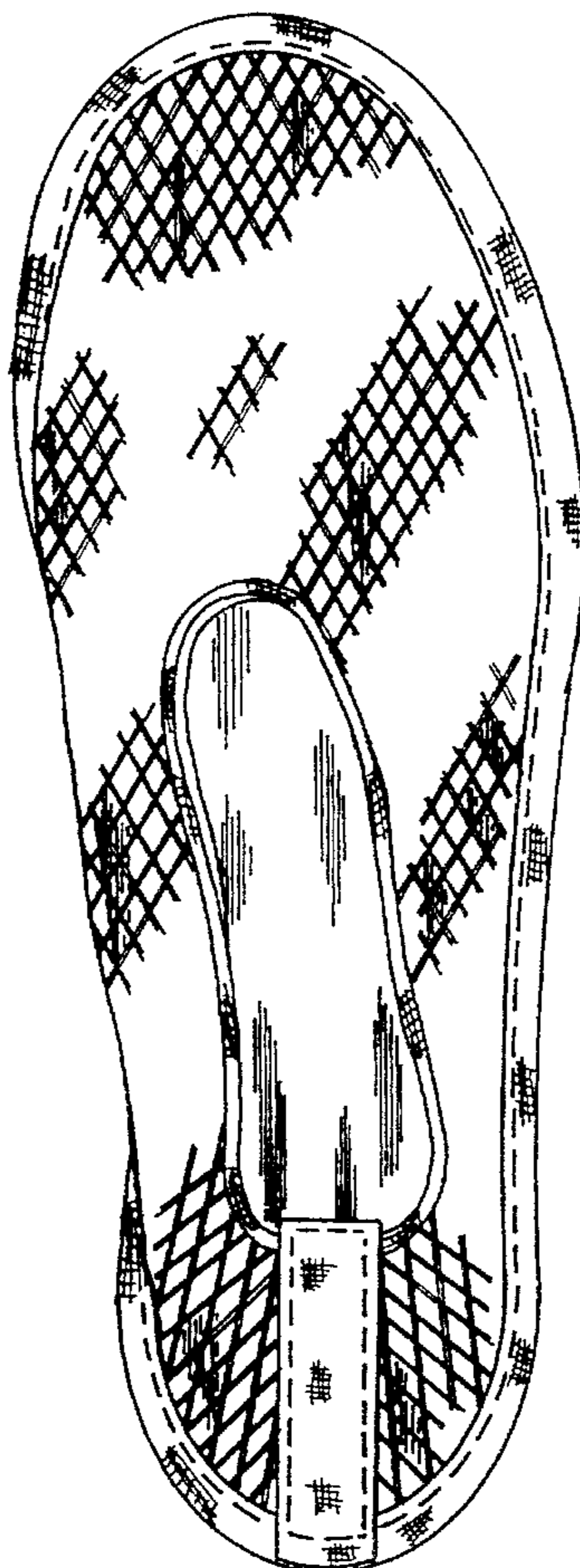
[57] CLAIM

The ornamental design for safety shoe, as shown and
described.

DESCRIPTION

FIG. 1 is a top plan view of a safety shoe showing my new
design;
FIG. 2 is a bottom plan view thereof;
FIG. 3 is a side elevational view thereof; the opposite side
elevational view being a mirror image;
FIG. 4 is a front elevational view thereof; and,
FIG. 5 is a rear elevational view thereof.
The broken lines shown in FIGS. 1, 2 and 5 represent
conventional top stitching. The upper body is made entirely
of open mesh material, omitted in some places for the
convenience of illustration.

1 Claim, 2 Drawing Sheets



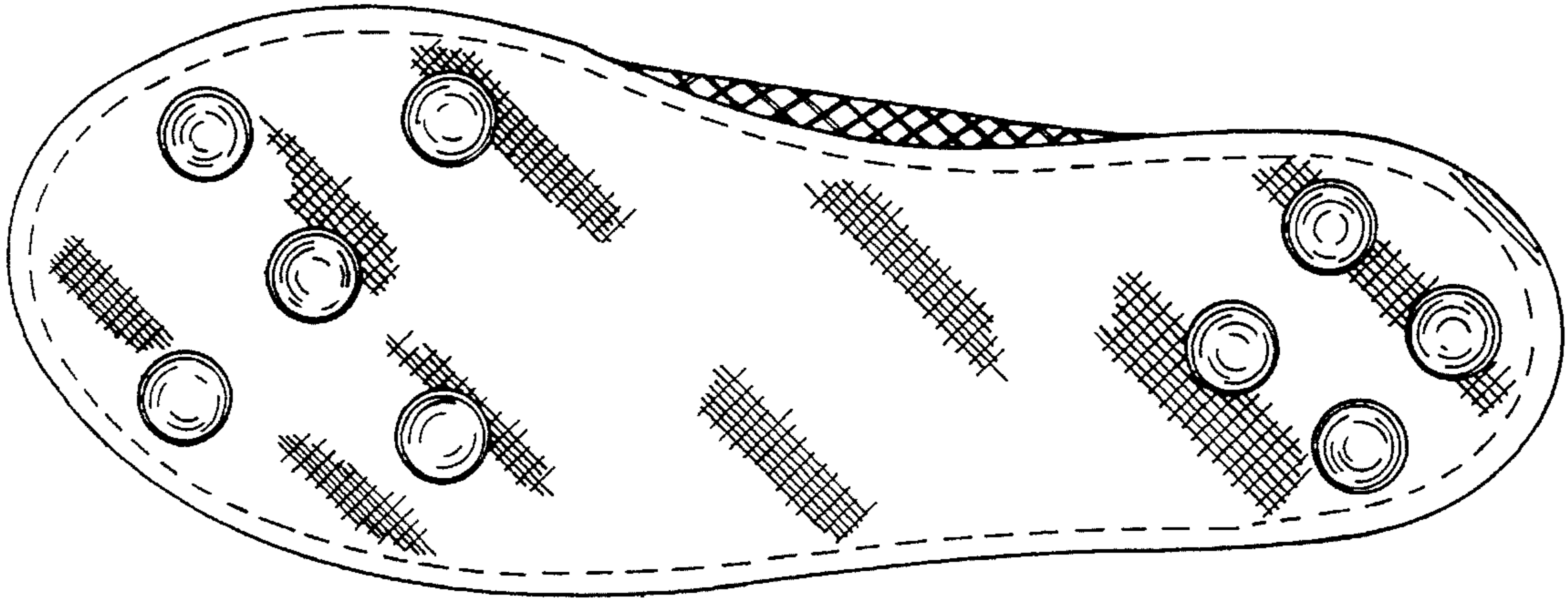


FIG. 2

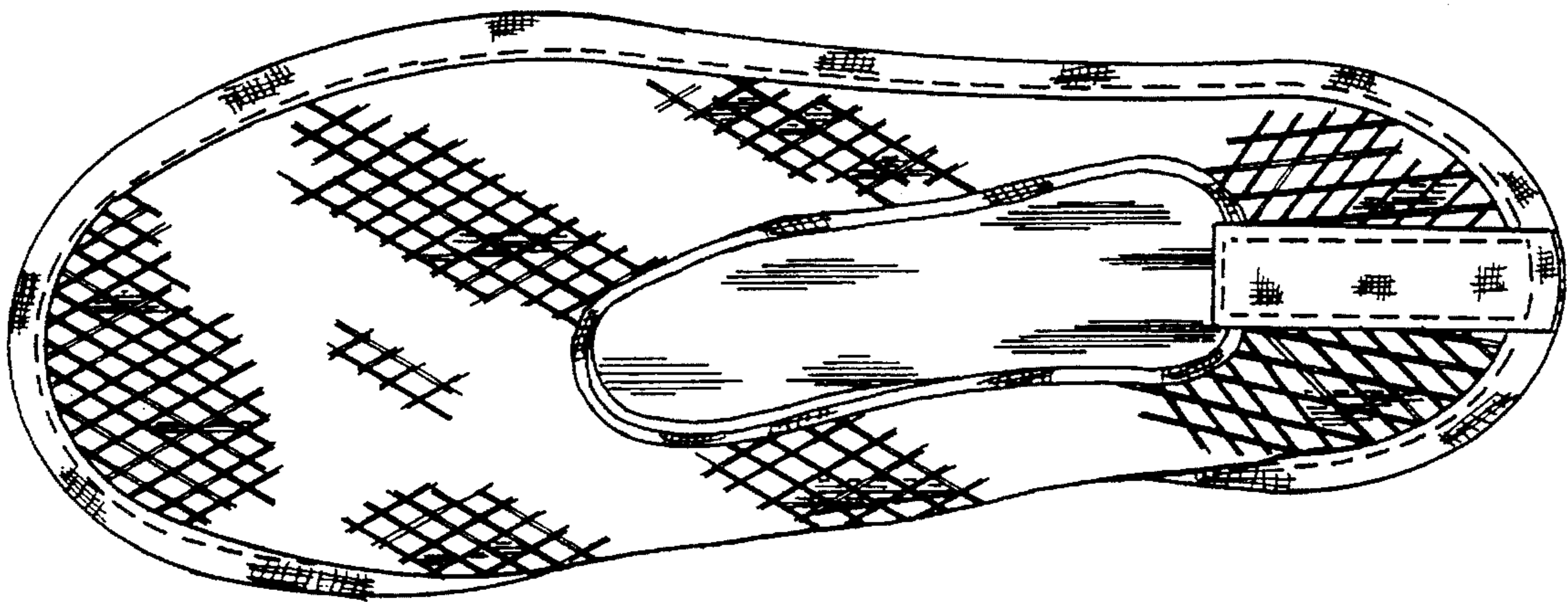


FIG. 1

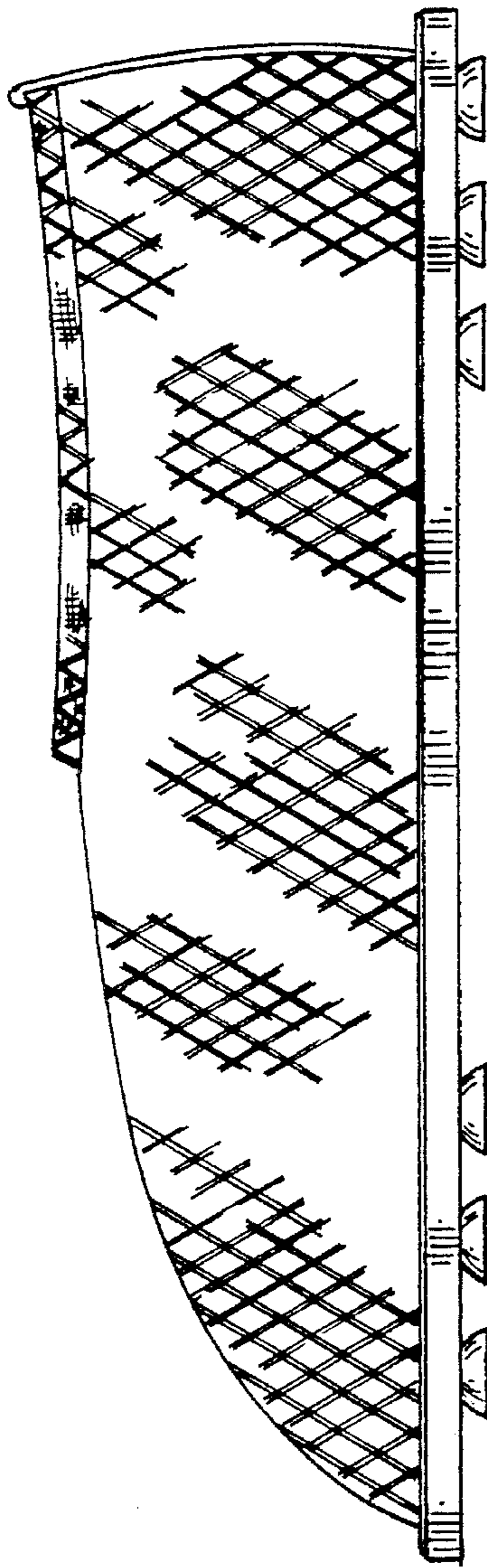


FIG. 3

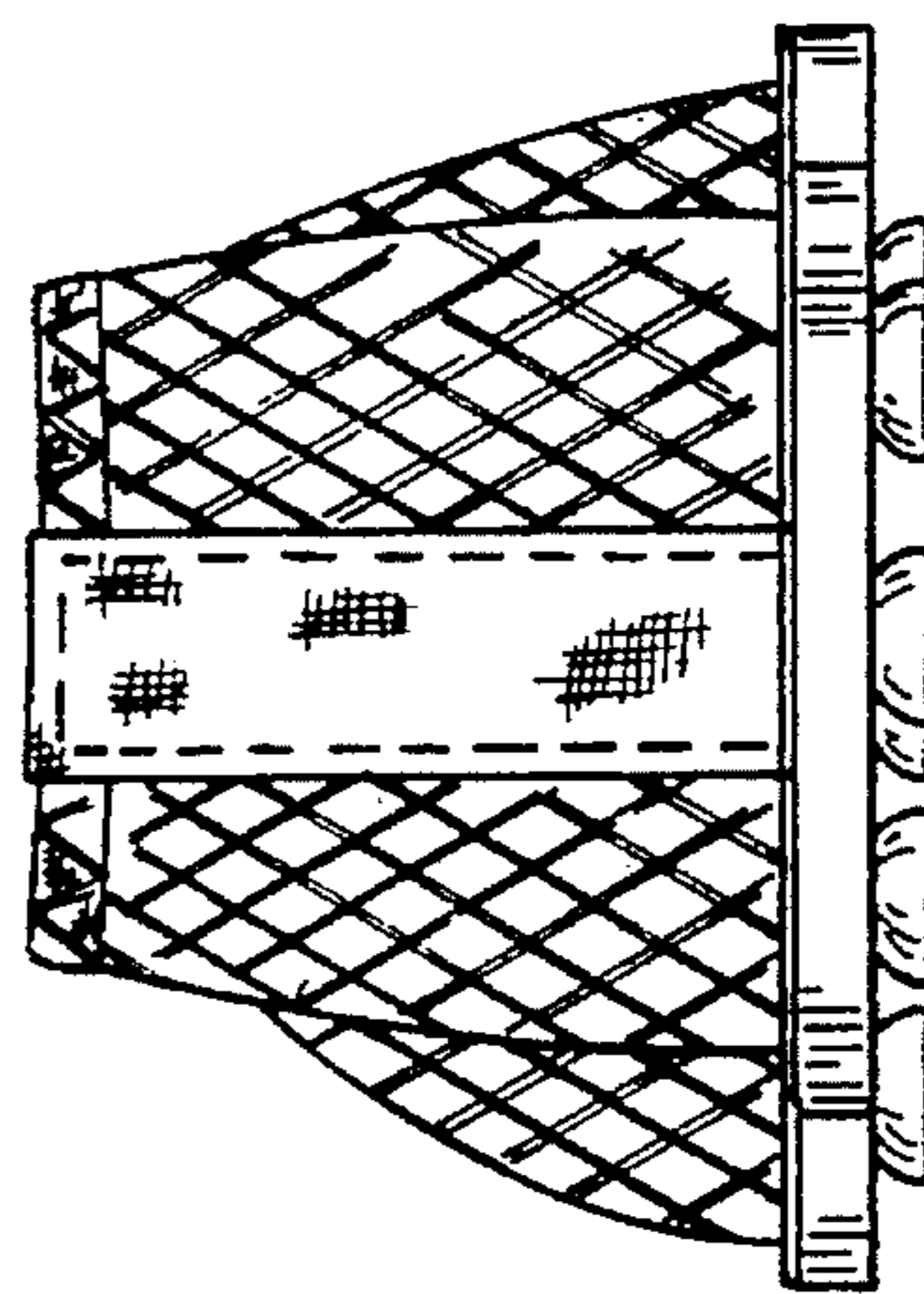


FIG. 4

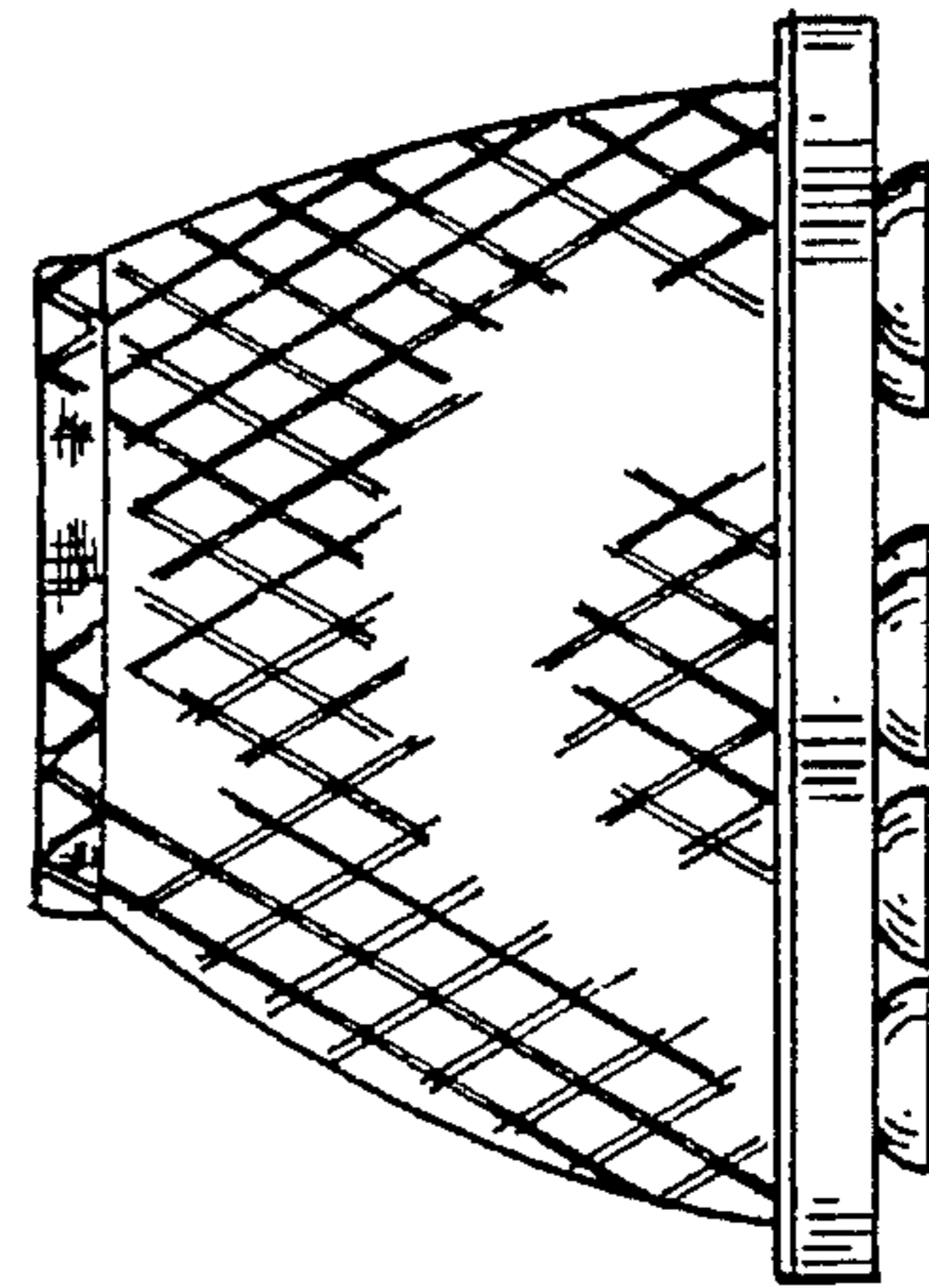


FIG. 5