



US00D366952S

United States Patent [19]
Pyle

[11] **Patent Number: Des. 366,952**

[45] **Date of Patent: **Feb. 13, 1996**

[54] **SHOE OUTSOLE AND UPPER**

[75] Inventor: **Clifford L. Pyle**, Cincinnati, Ohio

[73] Assignee: **Nine West Group**, Stamford, Conn.

[**] Term: **14 Years**

[21] Appl. No.: **21,736**

[22] Filed: **Apr. 12, 1994**

[52] U.S. Cl. **D2/908; D2/953**

[58] Field of Search **D2/902, 907-908, D2/910, 912, 907, 953, 954; 36/25, 45, 59 R, 59 C, 83-84, 89, 102-103, 112-115**

[56] **References Cited**

U.S. PATENT DOCUMENTS

- D. 311,987 11/1990 McKinstry D2/969
- D. 313,114 12/1990 Aveni D2/953
- D. 329,530 9/1992 Bailey D2/969
- D. 338,097 8/1993 Tonkel D2/969

- D. 343,279 1/1994 Tonkel D2/969
- 4,616,432 10/1986 Bunch 36/45 X
- 4,624,062 11/1986 Autry 36/59 C X

Primary Examiner—Nelson C. Holtje
Attorney, Agent, or Firm—Senniger, Powers, Leavitt & Roedel


[57] **CLAIM**

The ornamental design for a shoe outsole and upper, as shown and described.

DESCRIPTION

FIG. 1 is a front elevational view of a shoe outsole and upper showing my new design;
FIG. 2 is a bottom plan view;
FIG. 3 is a rear elevational view;
FIG. 4 is a top plan view;
FIG. 5 is a right side elevational view; and,
FIG. 6 is a left side elevational view.

1 Claim, 3 Drawing Sheets






FIG. 1

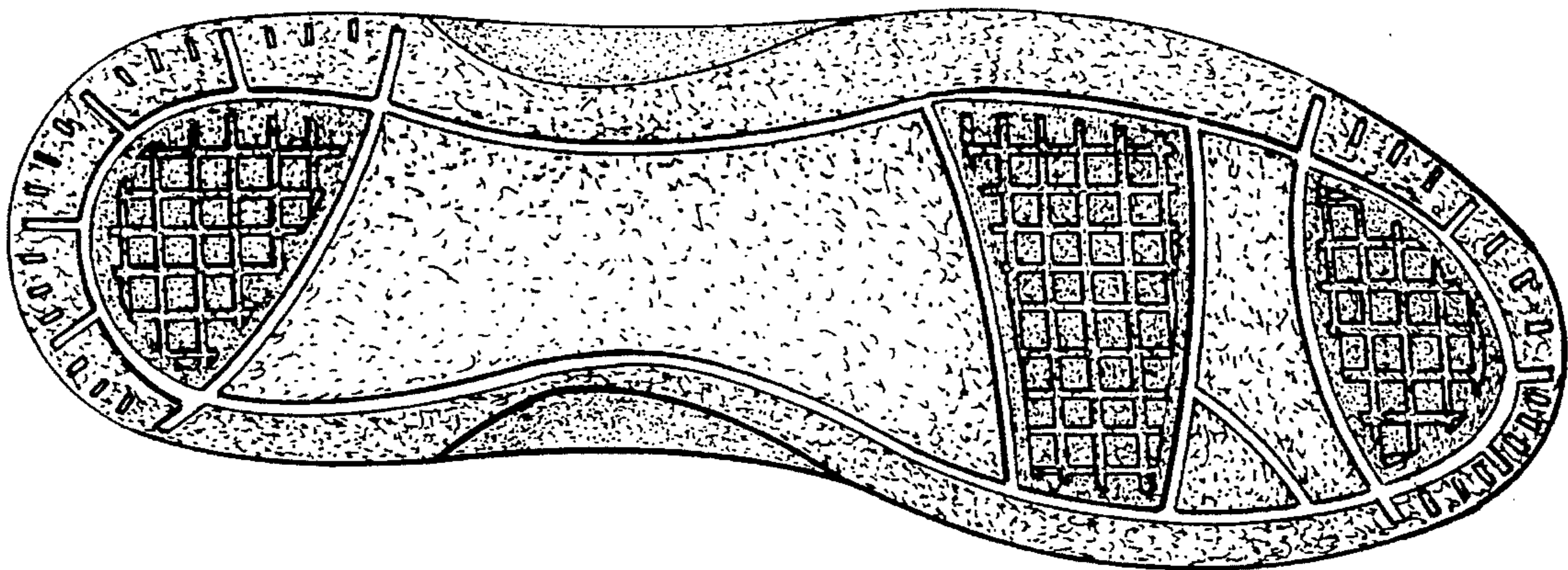


FIG. 2

FIG. 3

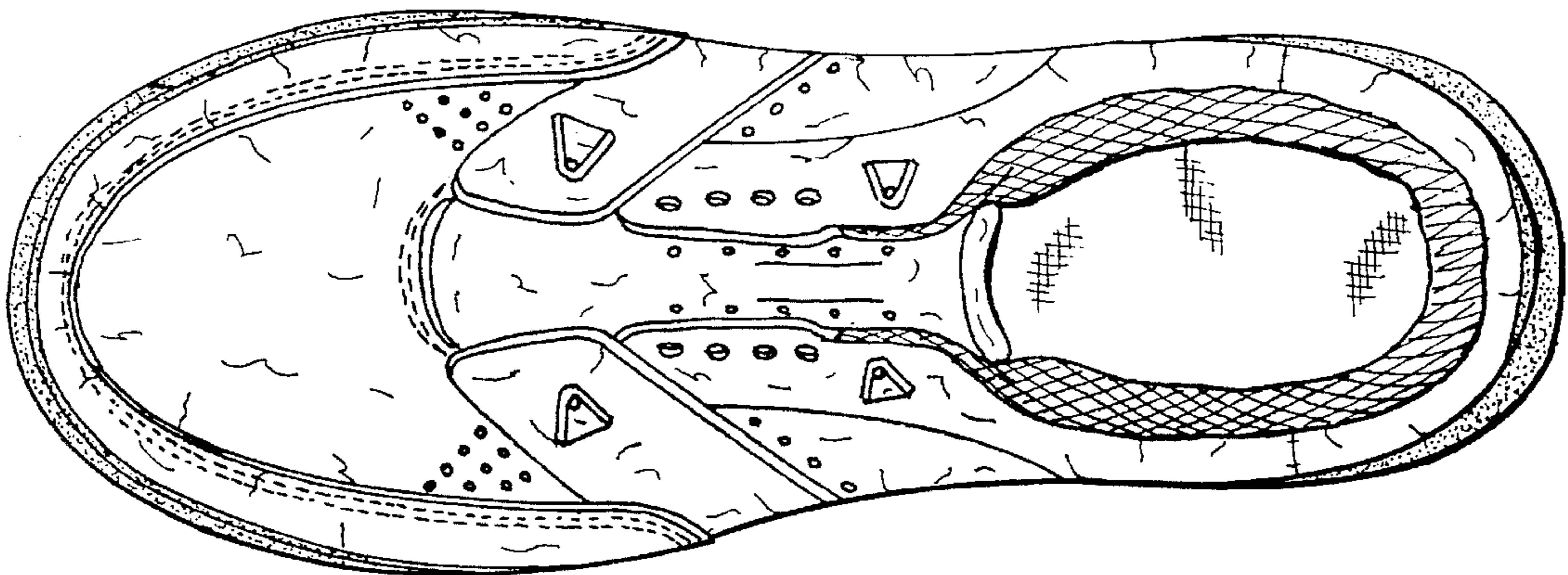
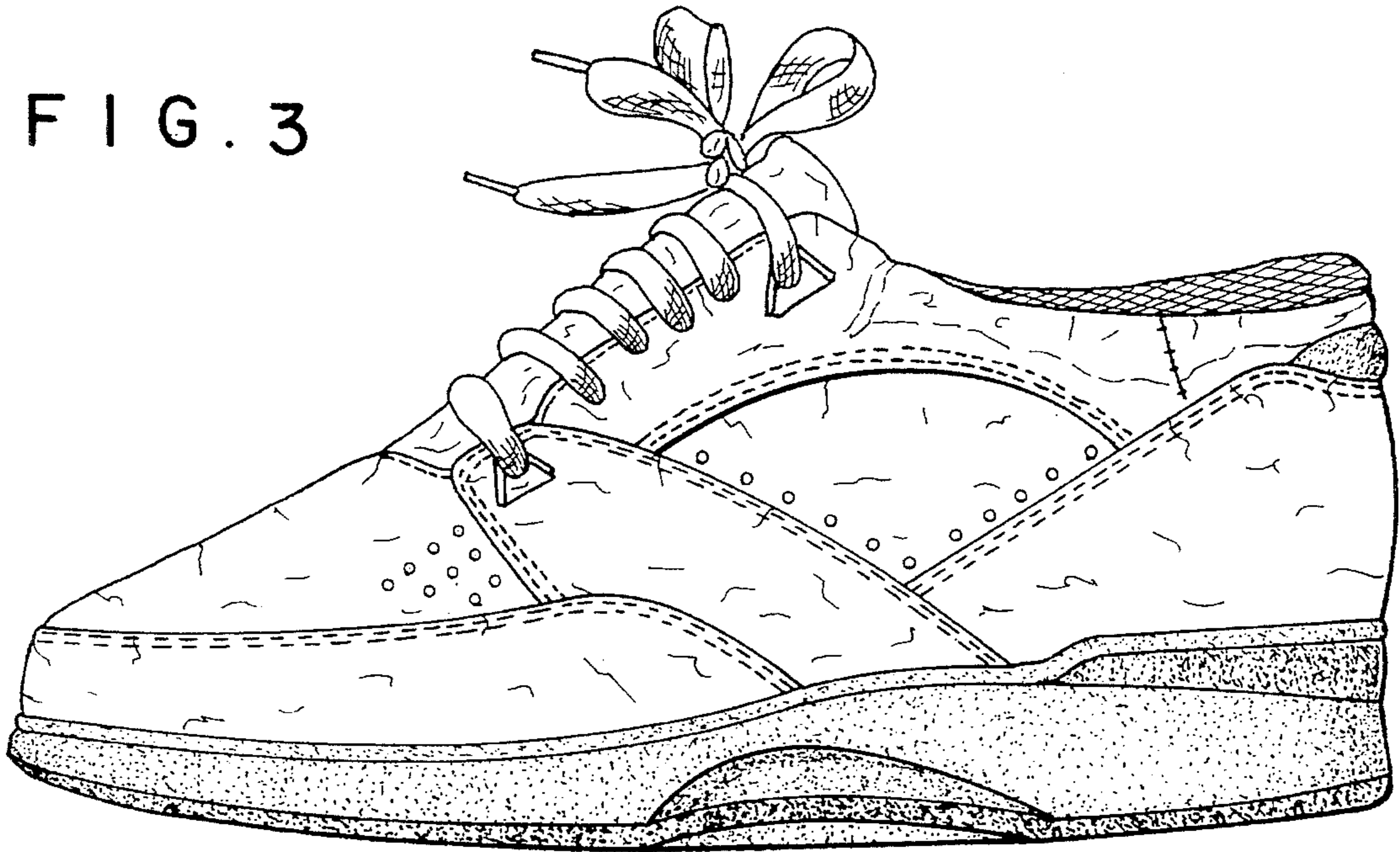


FIG. 4

FIG. 5

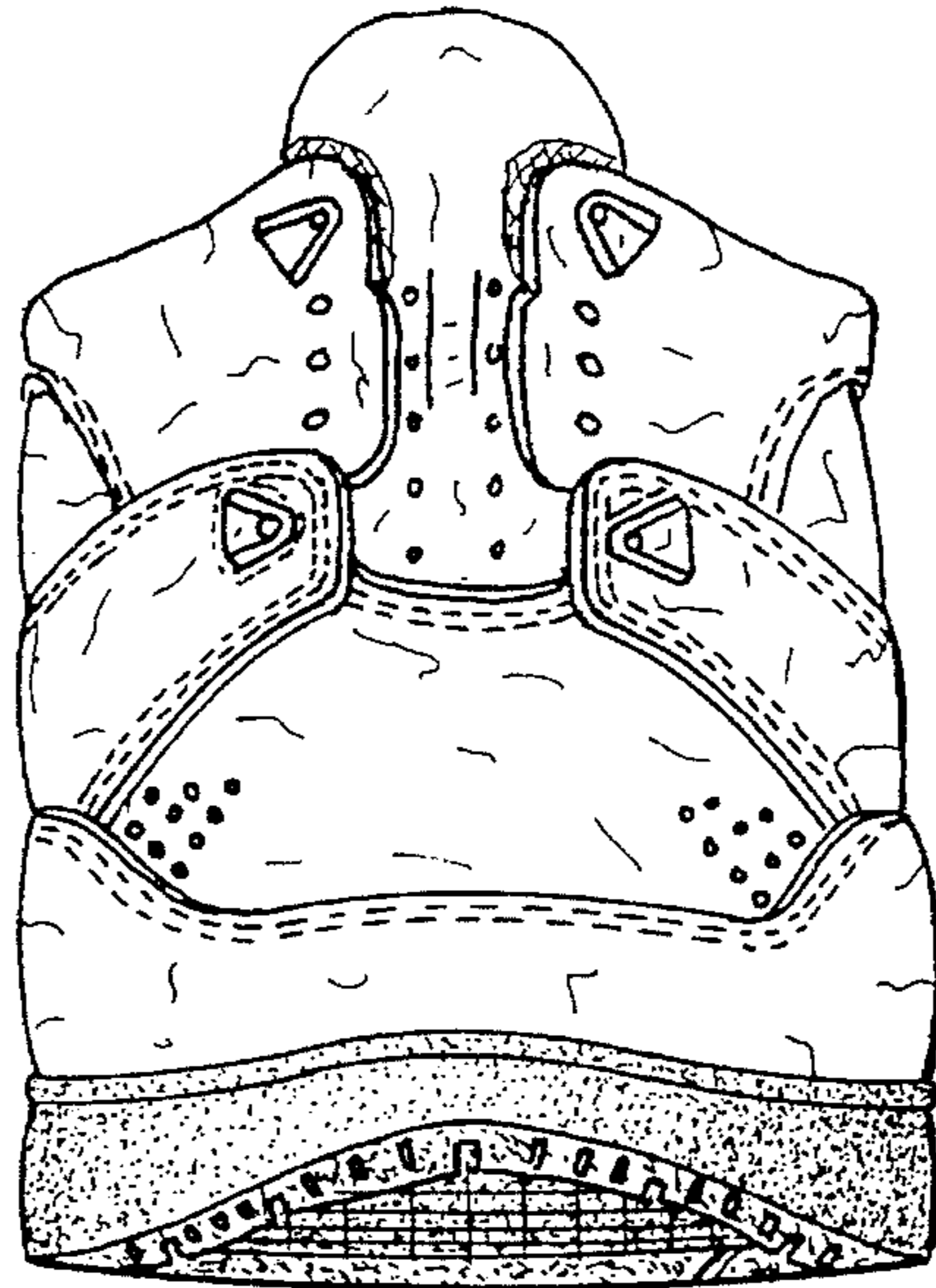


FIG. 6

