



US00D366918S

# United States Patent [19]

[11] **Patent Number: Des. 366,918**

**Mathers**

[45] **Date of Patent: \*\*Feb. 6, 1996**

[54] **GOLF TEE**

4,014,541 3/1977 Desmarais ..... 273/33  
4,505,687 3/1985 Munro ..... 446/385 X

[76] Inventor: **Mary M. Mathers**, 1230 Parakeet La.,  
Stuart, Fla. 34994

*Primary Examiner*—Ted Shooman  
*Assistant Examiner*—Cheri Cohen  
*Attorney, Agent, or Firm*—Jack N. McCarthy

[\*\*] Term: **14 Years**

[21] Appl. No.: **35,679**

[57] **CLAIM**

[22] Filed: **Mar. 3, 1995**

The ornamental design for a golf tee, as shown and described.

[52] U.S. Cl. .... **D21/208; D11/157; D21/155**

[58] **Field of Search** ..... D21/208, 234,  
D21/155, 168, 166; 273/32.5, 33, 32 A,  
32 B, 32 F, 162 C, 162 D, 162 E, 162 F,  
202-212; 446/385

**DESCRIPTION**

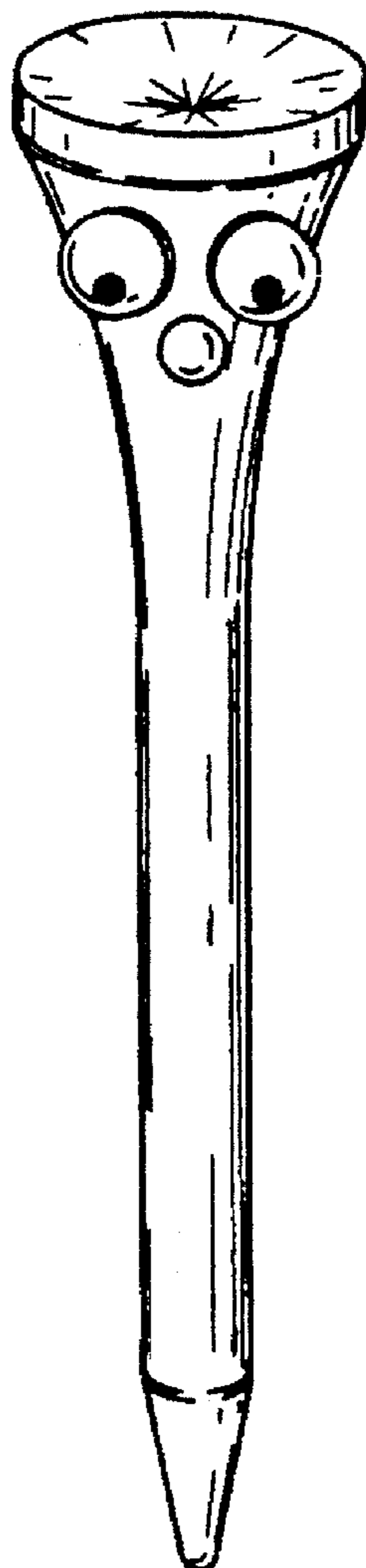
FIG. 1 is a perspective view of a golf tee showing my new design;  
FIG. 2 is a front elevation view thereof;  
FIG. 3 is a rear elevation view thereof;  
FIG. 4 is a right side elevation view thereof;  
FIG. 5 is a left side elevation view thereof;  
FIG. 6 is a top plan view thereof; and,  
FIG. 7 is a bottom plan view thereof.

[56] **References Cited**

**U.S. PATENT DOCUMENTS**

D. 260,157	8/1981	Appel et al. ....	D21/168 X
D. 260,867	9/1981	Evans .....	D21/155 X
D. 285,102	8/1986	Lee .....	D21/168 X
D. 319,605	9/1991	Jenks .....	D21/168 X
D. 341,103	11/1993	Domenig .....	D11/160 X

**1 Claim, 1 Drawing Sheet**



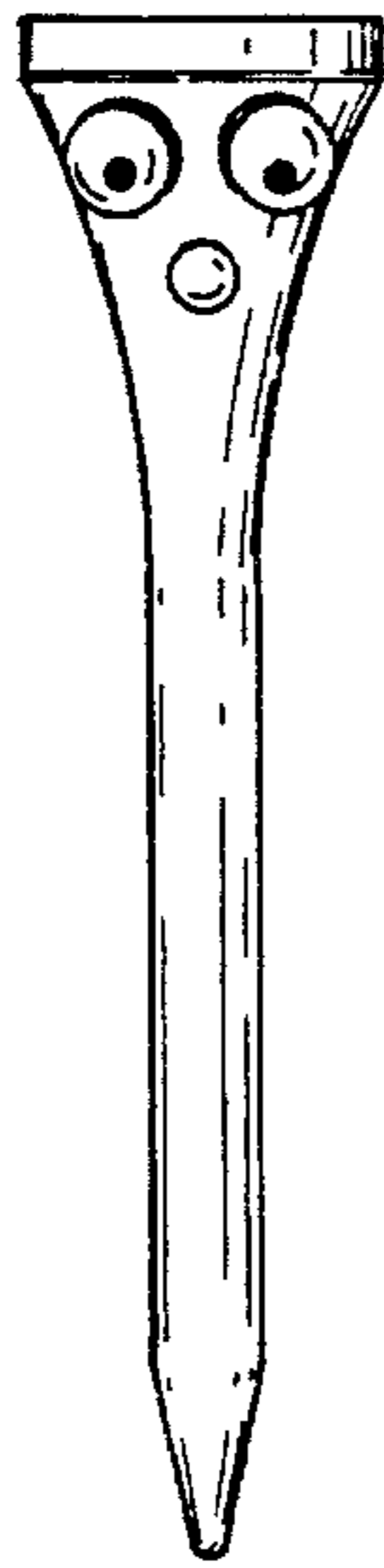


FIG. 2

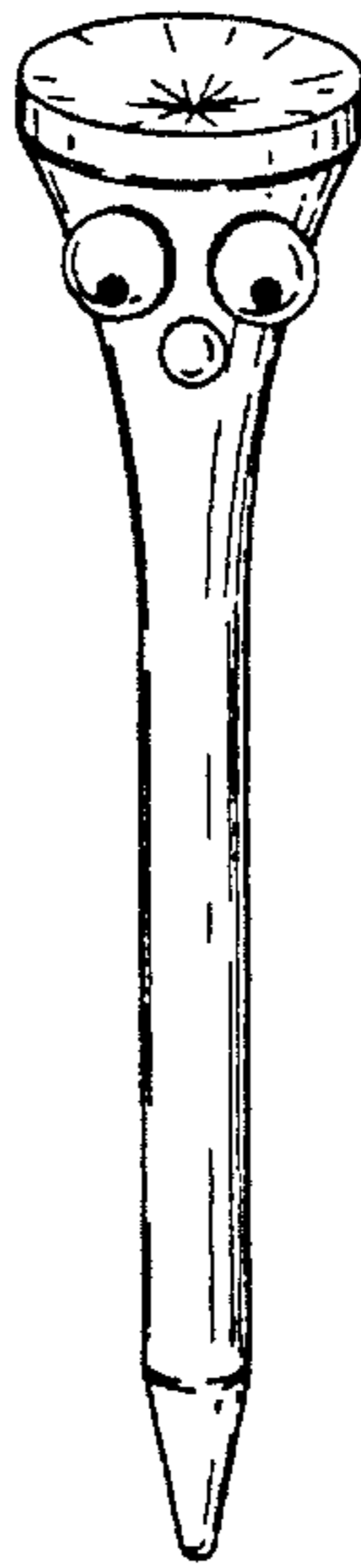


FIG. 1

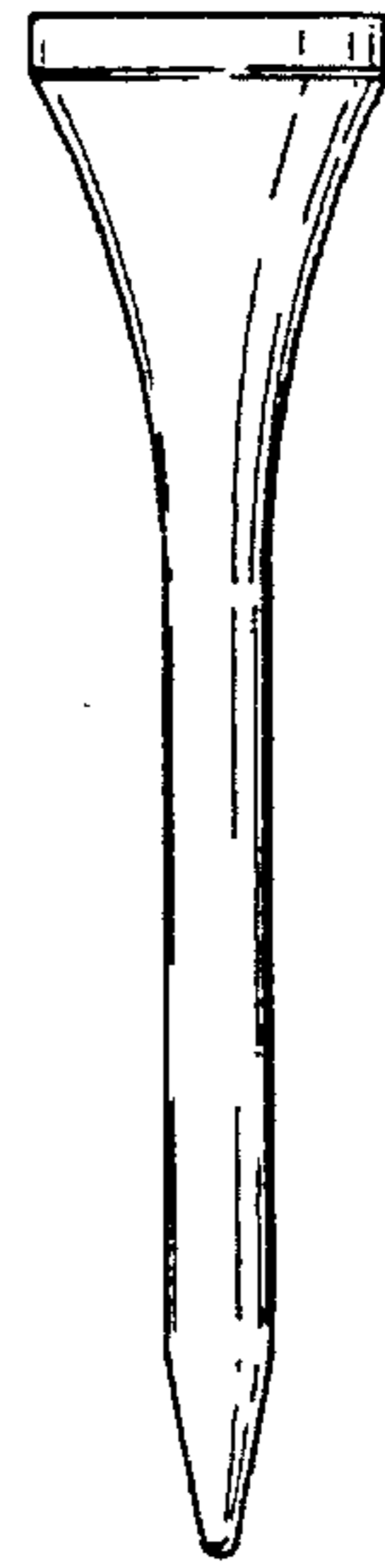


FIG. 3

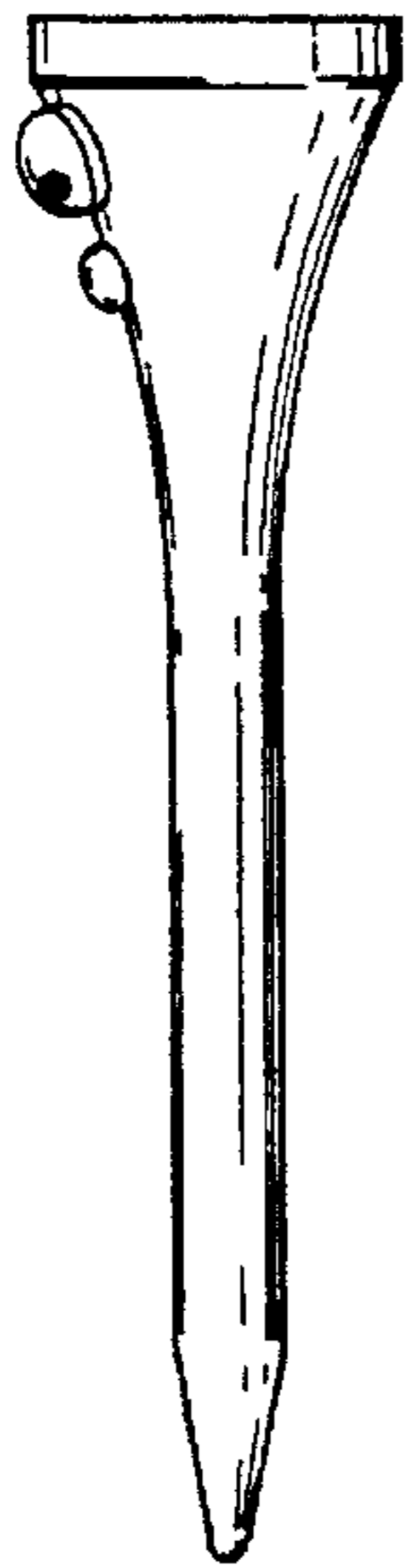


FIG. 4



FIG. 5

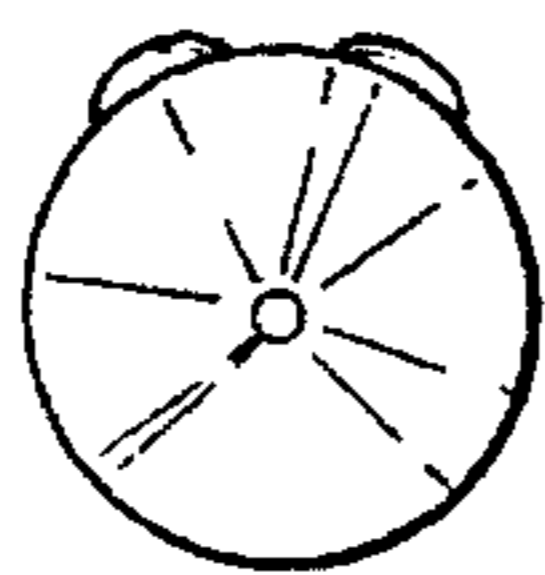


FIG. 6



FIG. 7