



US00D366902S

United States Patent [19]
Takahashi

[11] **Patent Number: Des. 366,902**
[45] **Date of Patent: **Feb. 6, 1996**

[54] **WRITING INSTRUMENT**

[75] Inventor: **Osamu Takahashi**, Kawagoe, Japan

[73] Assignee: **Kotobuki & Co., Ltd.**, Kyoto, Japan

[**] Term: **14 Years**

[21] Appl. No.: **37,968**

[22] Filed: **Apr. 25, 1995**

[30] **Foreign Application Priority Data**

Feb. 22, 1995 [JP] Japan 7-4353

[52] **U.S. Cl.** **D19/51; D19/43; D19/57;**
D19/49

[58] **Field of Search** D19/35, 36, 41-51,
D19/53-58, 81-85; 401/196, 198, 202,
6, 7, 243-247

[56] **References Cited**

U.S. PATENT DOCUMENTS

- D. 115,916 8/1939 Donato D19/47 X
- D. 155,031 8/1949 Patterson D9/338
- D. 310,100 8/1990 Yubisui D19/48
- D. 325,931 5/1992 Sekiguchi D19/51 X
- D. 327,707 7/1992 Katami D19/49
- D. 329,461 9/1992 Katami D19/51

- D. 331,940 12/1992 Shirai et al. D19/51
- D. 360,433 7/1995 Payne et al. D19/51

OTHER PUBLICATIONS

Visual Systems, 1990 Pen Catalog, see p. 39 item H.
Visual Systems, 1993 Pen Catalog, see p. 40, item D.

Primary Examiner—Martie Thompson
Attorney, Agent, or Firm—Rothwell, Figg, Ernst & Kurz

[57] **CLAIM**

The ornamental design for a writing instrument, as shown and described.

DESCRIPTION

FIG. 1 is a front elevational view of a writing instrument showing my new design;
FIG. 2 is a rear view thereof;
FIG. 3 is a left side view thereof;
FIG. 4 is a top plan view thereof;
FIG. 5 is a bottom view thereof;
FIG. 6 is a top, right front perspective view thereof; and,
FIG. 7 is a side elevational view of the pen body with the cap member removed for convenience of illustration, all other sides being identical thereto.

1 Claim, 2 Drawing Sheets

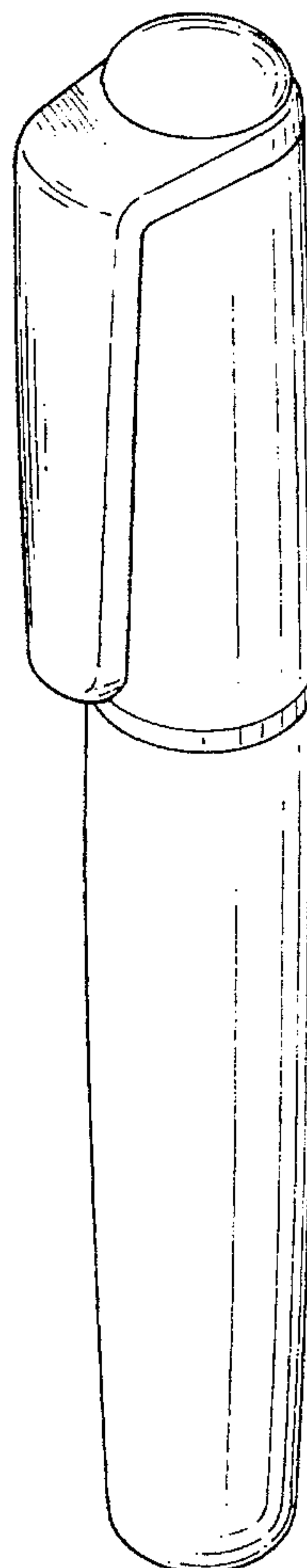


FIG. 1




FIG. 2




FIG. 3

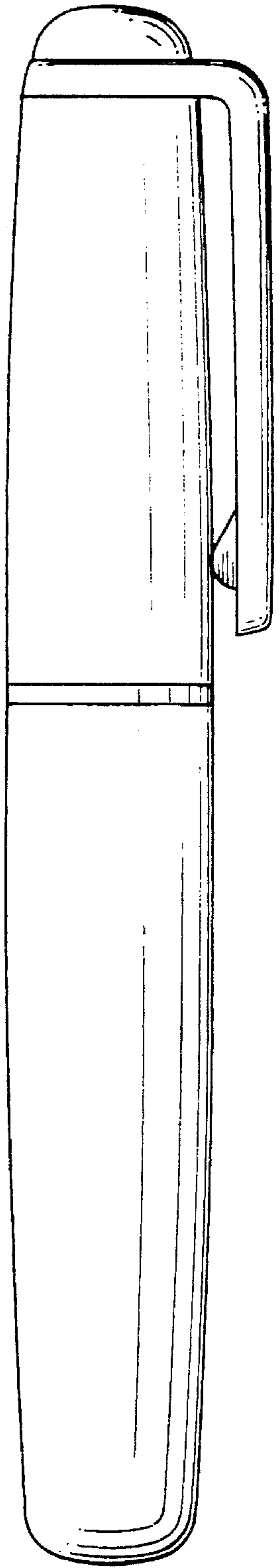


FIG. 6

FIG. 7

FIG. 4

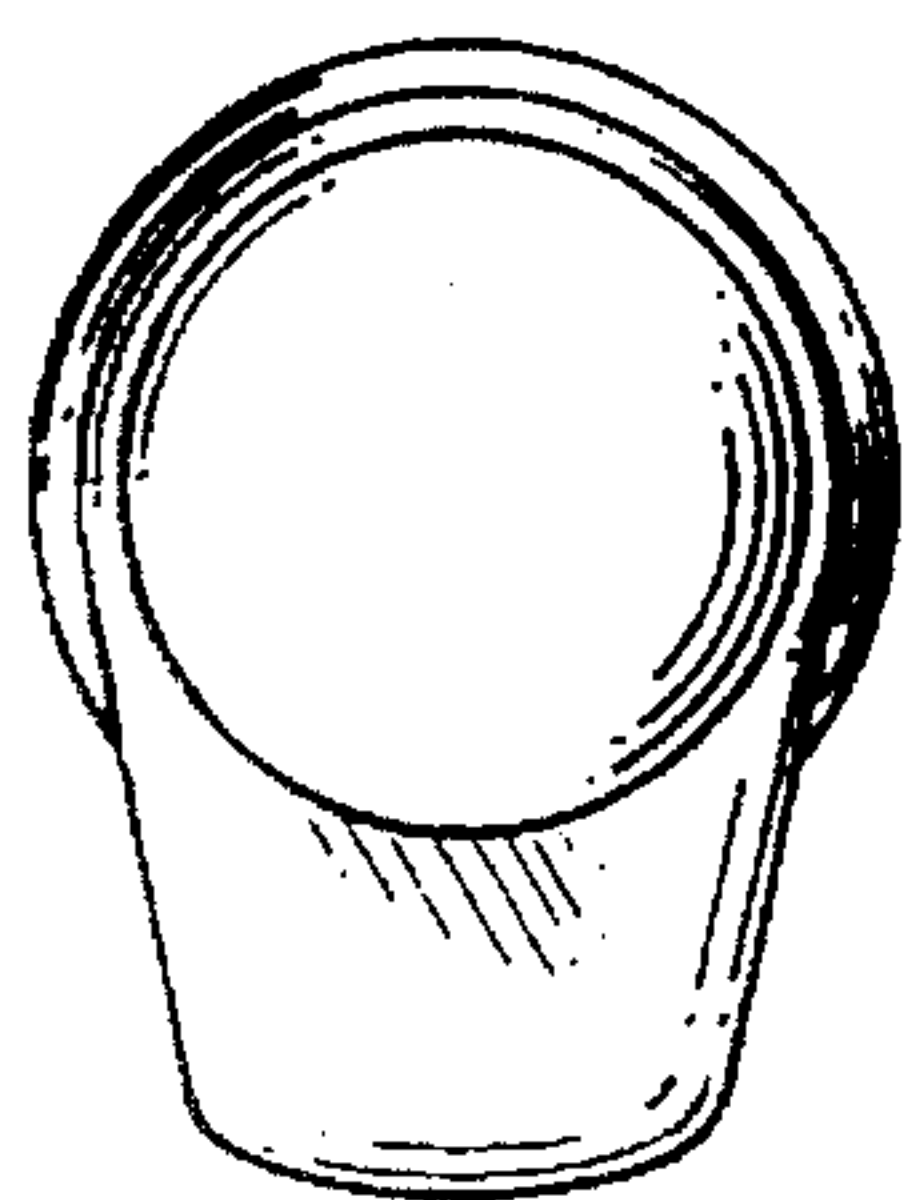


FIG. 5

