



US00D366872S

United States Patent [19]

Nagele et al.

[11] Patent Number: **Des. 366,872**

[45] Date of Patent: ****Feb. 6, 1996**

[54] **HOUSING FOR A PORTABLE TELEPHONE**

[75] Inventors: **Albert L. Nagele**, Wilmette; **Thomas A. Annett**, Arlington Heights, both of Ill.

[73] Assignee: **Motorola, Inc.**, Schaumburg, Ill.

[**] Term: **14 Years**

[21] Appl. No.: **39,502**

[22] Filed: **May 26, 1995**

[52] U.S. Cl. **D14/138**; D14/248

[58] Field of Search D14/137, 138, D14/140, 142, 147-151, 240, 248, 107, 114, 116; 379/58-61, 419, 420, 428, 440, 433, 454, 455; 455/89, 90

[56] **References Cited**

U.S. PATENT DOCUMENTS

D. 341,138	11/1993	Cummings	D14/138
D. 344,512	2/1994	Taylor	D14/138
D. 350,348	9/1994	Williams et al.	D14/138
D. 350,349	9/1994	Williams et al.	D14/138

D. 350,350	9/1994	Nagele	D14/138
D. 354,284	1/1995	White	D14/138
D. 355,184	2/1995	Yokouchi	D14/138
D. 356,561	3/1995	Berry	D14/138
D. 356,563	3/1995	Berry	D14/138
D. 358,148	5/1995	Nagele et al.	D14/147 X
D. 361,328	8/1995	White	D14/138

Primary Examiner—Jeffrey Asch
Attorney, Agent, or Firm—John G. Rauch

[57] **CLAIM**

The ornamental design for a housing for a portable telephone, as shown and described.

DESCRIPTION

FIG. 1 is a top, left, front perspective view of a housing for a portable telephone;


FIG. 2 is a top plan view thereof;

FIG. 3 is a right elevational view thereof; and,

FIG. 4 is a rear elevational view thereof.

The broken lines shown in FIGS. 1-4 are for illustrative purposes only and form no part of the claimed design.

1 Claim, 2 Drawing Sheets






FIG. 1

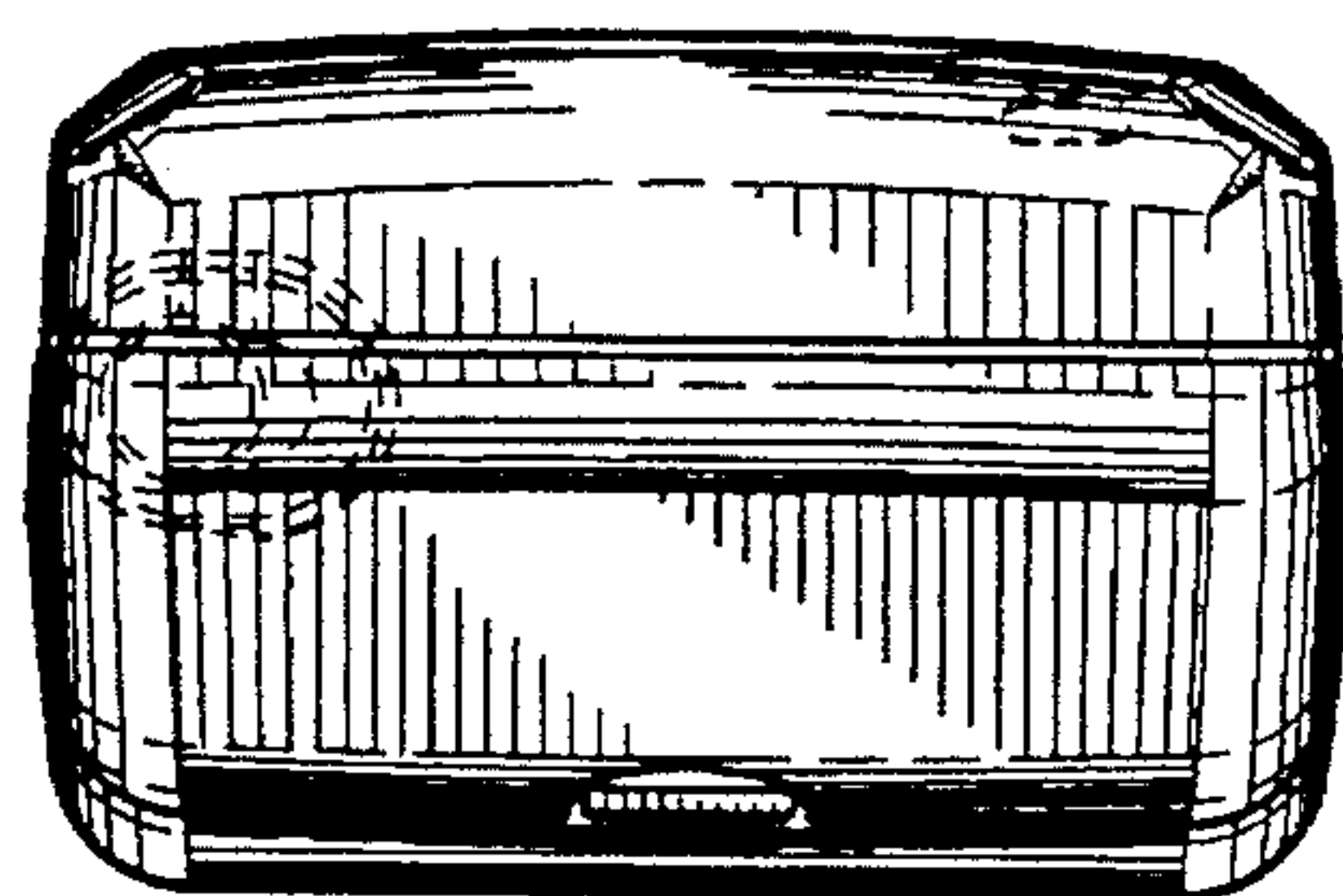


FIG. 2




FIG. 3

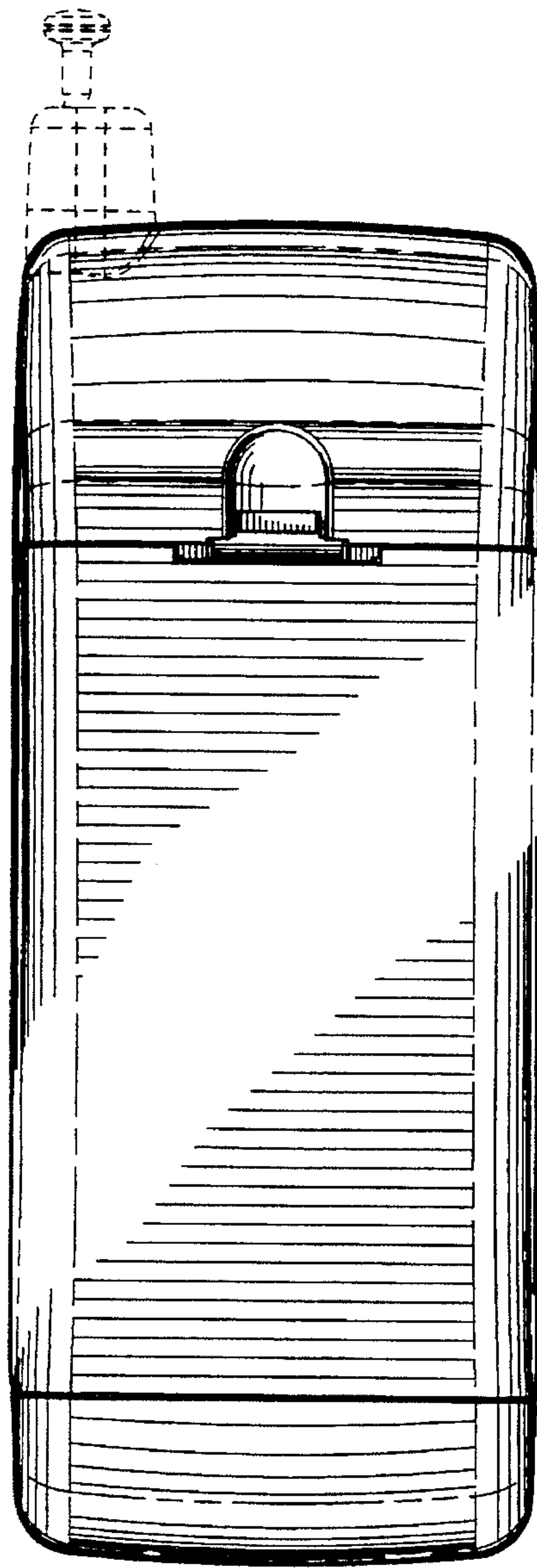


FIG. 4