



US00D366856S

United States Patent [19] Takimoto

[11] **Patent Number:** **Des. 366,856**
[45] **Date of Patent:** ****Feb. 6, 1996**

[54] **FASTENER FOR BOXES CONTAINING MACHINES**

[75] Inventor: **Kazuhide Takimoto**, Tokyo, Japan

[73] Assignee: **Takigen Manufacturing Co. Ltd.**, Tokyo, Japan

[**] Term: **14 Years**

[21] Appl. No.: **18,526**

[22] Filed: **Feb. 9, 1994**

[30] Foreign Application Priority Data

Oct. 15, 1993 [JP] Japan 3-31401

[52] U.S. Cl. **D11/218; D11/216**

[58] Field of Search D8/330-331, 336, D8/338; D11/200, 201, 215-218, 231; 24/170, 176, 191-193, 198, 200

[56] References Cited

U.S. PATENT DOCUMENTS

D. 209,657 12/1967 Barcus D11/218
D. 215,195 9/1969 Krengle et al. D11/218

D. 302,140 7/1989 Johnston D11/216
3,157,929 11/1964 Warner et al. 24/196
4,522,312 6/1985 Rathgeber et al. D8/331 X
4,843,688 7/1989 Ikeda 24/170

OTHER PUBLICATIONS

Worcester lock advertisement, Luggage and Leather Goods, Apr. 1960, p. 98.

Primary Examiner—Brian N. Vinson
Attorney, Agent, or Firm—Martin Smolowitz



[57] CLAIM

The ornamental design of a fastener for boxes containing machines, as shown and described.

DESCRIPTION

FIG. 1 is a top plan view of the fastener for boxes containing machines, showing my new design;
FIG. 2 is a front view thereof;
FIG. 3 is a bottom plan view thereof;
FIG. 4 is a rear view thereof; and,
FIG. 5 is a right side view thereof, the left side being a mirror image of the right side.

1 Claim, 2 Drawing Sheets






FIG. 1




FIG. 2




FIG. 3

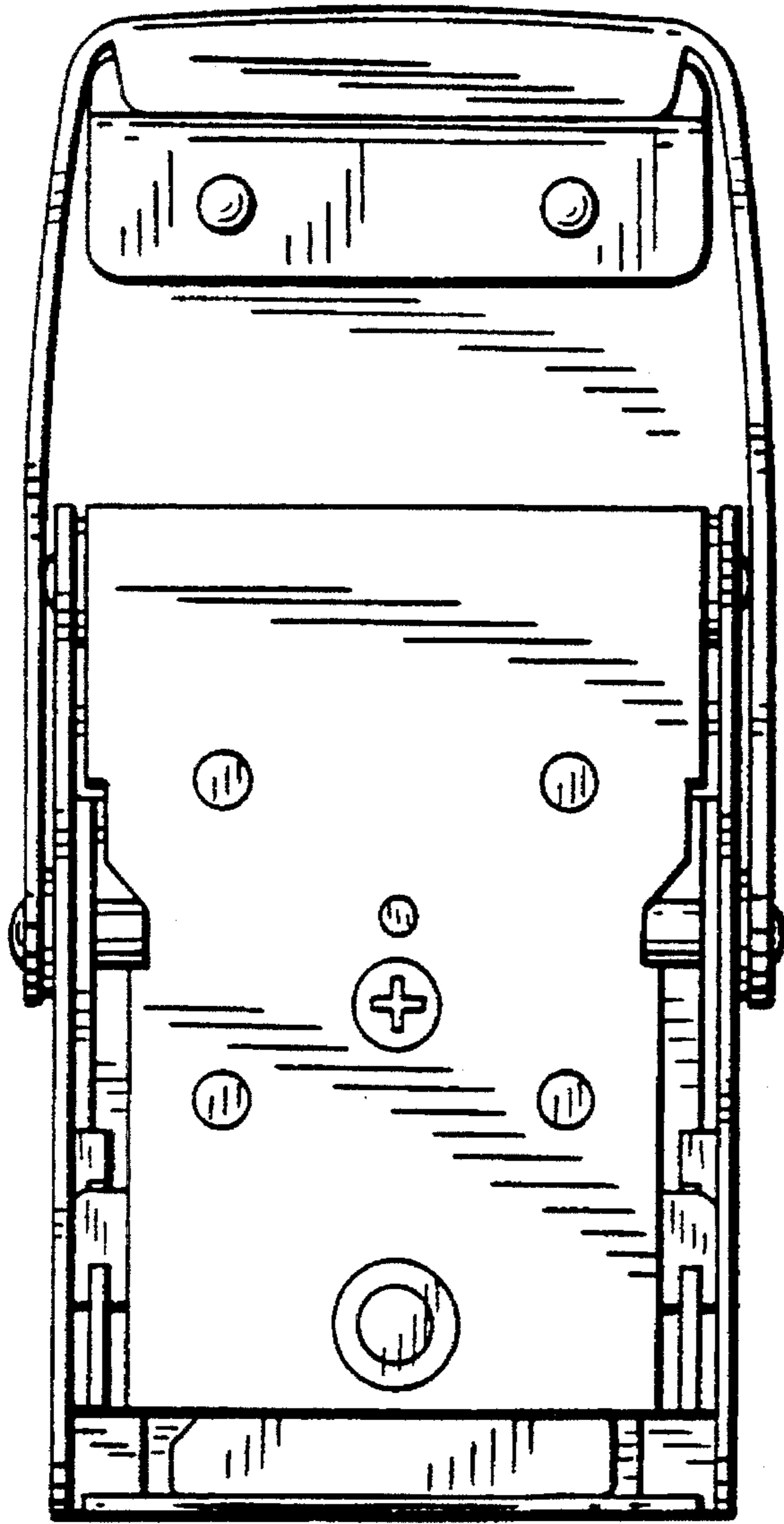


FIG. 4

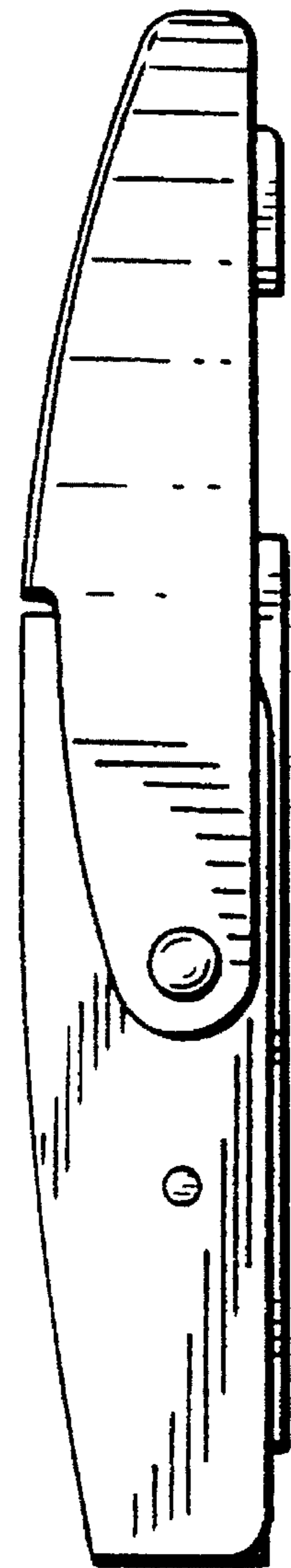


FIG. 5