



US00D366831S

United States Patent [19]

Semersky et al.

[11] Patent Number: **Des. 366,831**

[45] Date of Patent: ****Feb. 6, 1996**

- [54] CONTAINER SIDEWALL AND BASE
- [75] Inventors: **Frank E. Semersky**, Toledo; **Tracy M. Momany**, Sylvania, both of Ohio
- [73] Assignee: **Graham Packaging Corporation**, York, Pa.
- [**] Term: **14 Years**
- [21] Appl. No.: **35,160**
- [22] Filed: **Mar. 1, 1995**
- [52] U.S. Cl. **D9/434**
- [58] Field of Search D9/434, 499, 500, D9/538, 545, 549, 553, 556, 557, 559, 560, 566; 215/1 C, 1 R, DIG. 1; 220/604, 608, 613, 633, 635

- 4,805,788 2/1989 Akiho .
- 5,005,716 4/1991 Eberle .
- 5,092,475 3/1992 Krishnakumar et al. .
- 5,238,129 8/1993 Ota 220/608

FOREIGN PATENT DOCUMENTS

- 2352738 9/1974 Germany 215/1 C

Primary Examiner—Alan P. Douglas
Assistant Examiner—Robert M. Spear
Attorney, Agent, or Firm—Howson and Howson

[57] CLAIM

The ornamental design for the container sidewall and base, is as shown and described.

DESCRIPTION

FIG. 1 is a front elevational view of a container embodying our new design, the opposite side being the same in appearance;

FIG. 2 is an elevational view of the container of FIG. 1 rotated 30° about its central vertical axis;

FIG. 3 is a top plan view of the container of FIG. 1 illustrating the base of the container as it appears looking downward through the mouth of the container; and,

FIG. 4 is a bottom plan view of the container of FIG. 1 embodying our design.

The broken line showing of a bottle dome is for illustrative purposes only and forms no part of the claimed design.

1 Claim, 2 Drawing Sheets

[56] References Cited

U.S. PATENT DOCUMENTS

- D. 294,463 3/1988 Lang D9/557
- D. 295,612 5/1988 Ota D9/557
- D. 313,750 1/1991 York et al. .
- D. 315,869 4/1991 Collette .
- D. 321,136 10/1991 York D9/556
- D. 321,830 11/1991 York et al. .
- D. 322,562 12/1991 Narsutis D9/538
- D. 330,330 10/1992 Behm et al. D9/434
- D. 337,520 7/1993 Krishnakumar et al. D9/499
- D. 345,693 4/1994 Edstrom D9/559
- D. 352,238 11/1994 Vailliencourt et al. D9/434

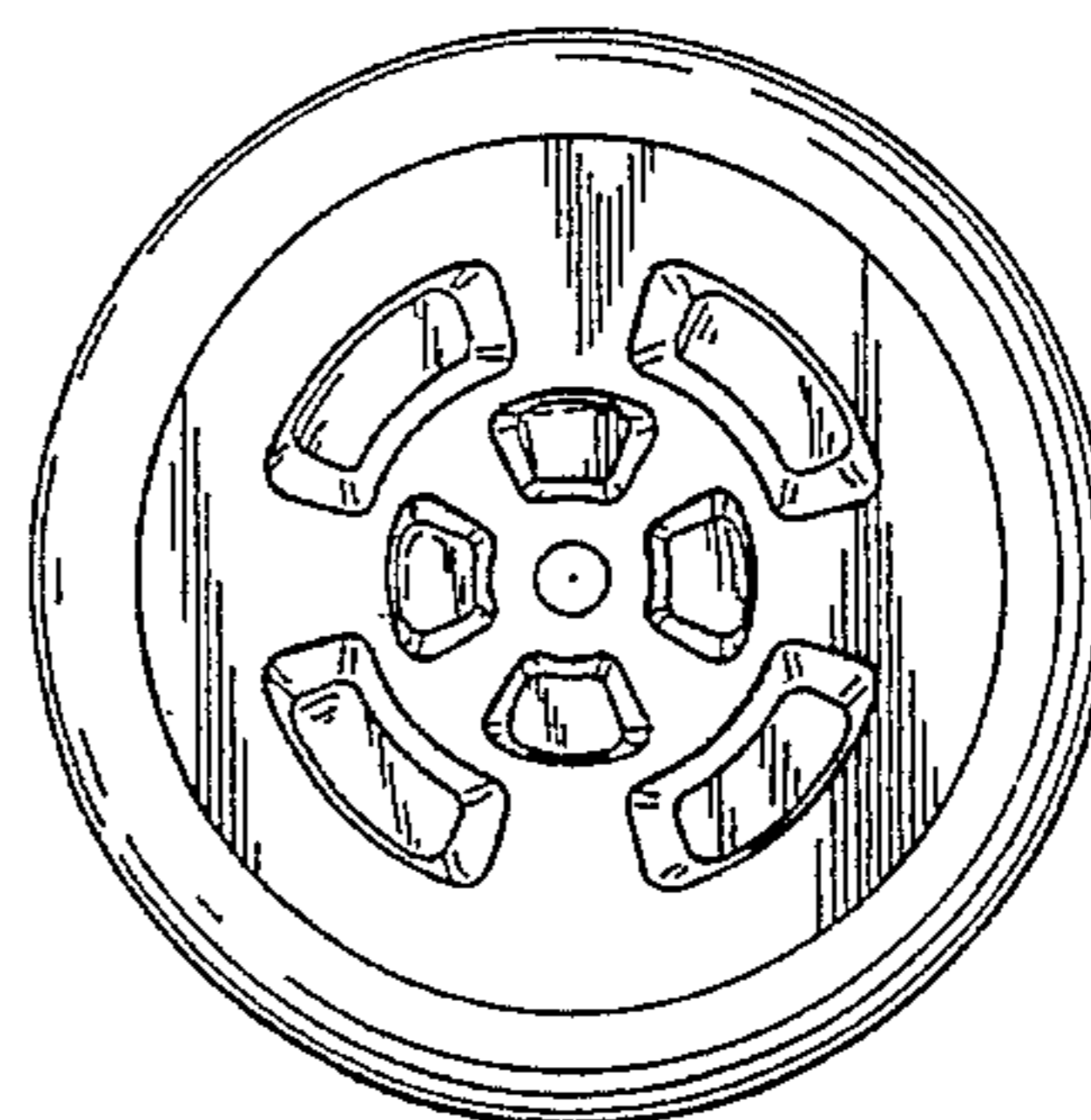



FIG. 1




FIG. 3

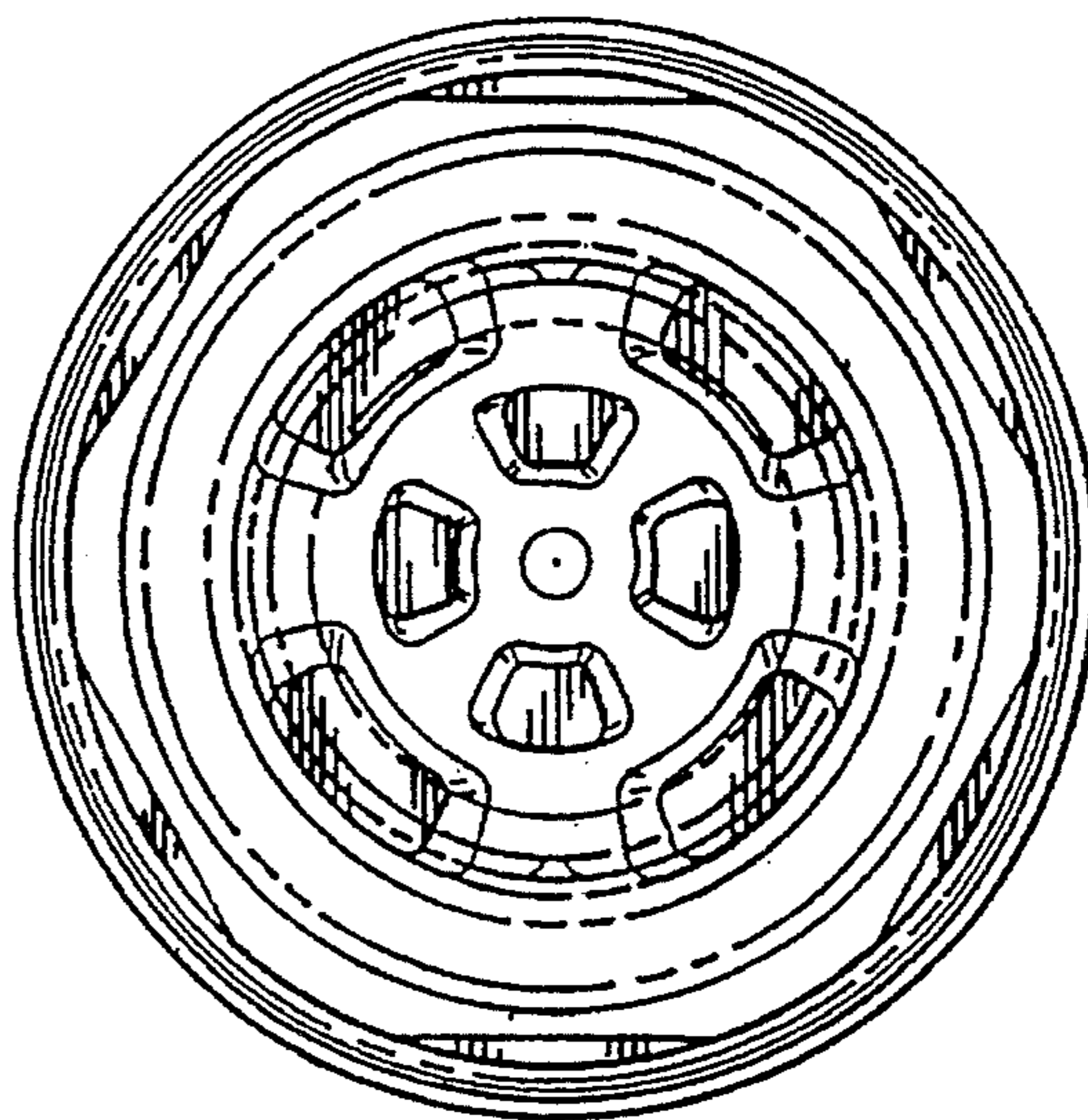


FIG. 2




FIG. 4

