



US00D366827S

United States Patent [19]
Rothman

[11] **Patent Number:** **Des. 366,827**
[45] **Date of Patent:** ****Feb. 6, 1996**

[54] **WAFER TABLET DISPENSER**
[76] Inventor: **Michael Rothman**, 37 Grayson La.,
Newton, Mass. 02162
[**] Term: **14 Years**
[21] Appl. No.: **29,668**
[22] Filed: **Oct. 13, 1994**

4,966,305 10/1990 Hinterreiter 221/229
4,971,203 11/1990 Weinstein 206/536
5,141,129 8/1992 Jennings 206/536 X
5,372,267 12/1994 Hofmann 206/536 X

Primary Examiner—Ted Shooman
Assistant Examiner—Cheri Cohen
Attorney, Agent, or Firm—Iandiorio & Teska

Related U.S. Application Data

[63] Continuation-in-part of Ser. No. 21,528, Apr. 19, 1994.
[52] **U.S. Cl.** **D9/339; D9/422**
[58] **Field of Search** D9/422, 416, 417,
D9/424, 339, 341, 515, 503, 504, 549;
206/528, 535, 536, 537, 533, 828, 45.31,
45.34; 220/253, 254, 259, 283, 287, 331;
221/229, 246, 279, 281

[57] **CLAIM**

The ornamental design for the wafer tablet dispenser, as shown and described.

DESCRIPTION

FIG. 1 is a perspective view of a wafer tablet dispenser showing my new design;
FIG. 2 is a front elevation view thereof;
FIG. 3 is a left side elevation view thereof;
FIG. 4 is a rear elevation view thereof;
FIG. 5 is a right side elevation view thereof;
FIG. 6 is a top plan view thereof;
FIG. 7 is a bottom plan view thereof;
FIG. 8 is a perspective view thereof, with the top portion in a dispensing position;
FIG. 9 is a perspective view thereof, with the dispenser shield in a closed position; and,
FIG. 10 is a perspective view thereof, with the dispenser shield in an open position.

[56] **References Cited**

U.S. PATENT DOCUMENTS

D. 187,498 3/1960 Taterka D9/417
D. 257,227 10/1980 Youngberg D9/418
D. 337,052 7/1993 Anderson D9/416 X
2,214,437 9/1940 Punte et al. 206/536
2,620,061 12/1952 Uxa 221/229
3,151,599 10/1964 Livingston 206/536 X
3,942,683 3/1976 Haas 221/229

1 Claim, 7 Drawing Sheets

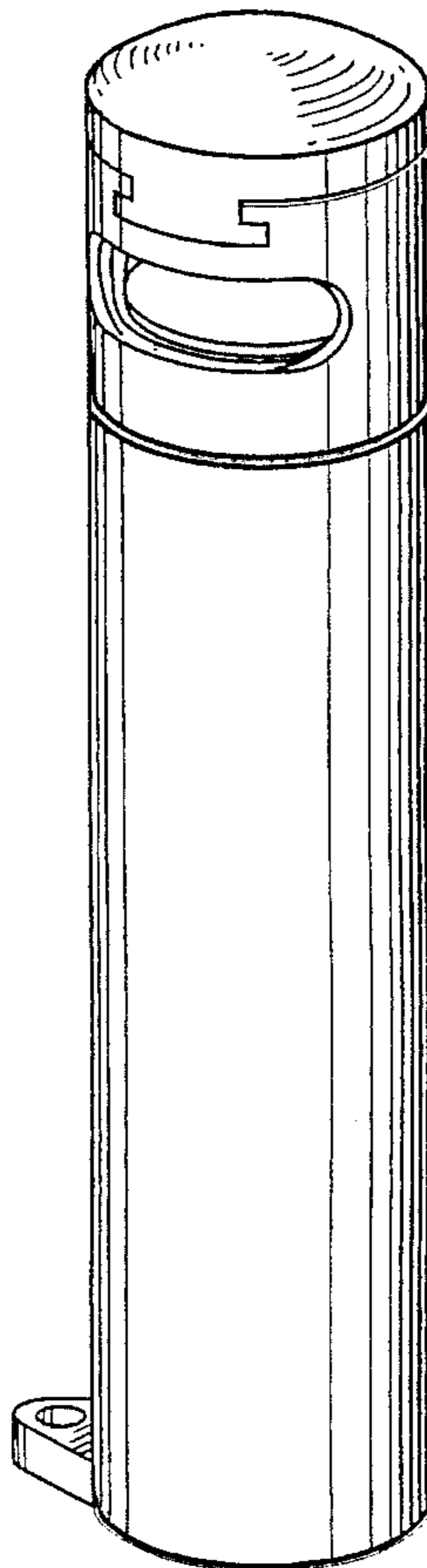


FIG. 1

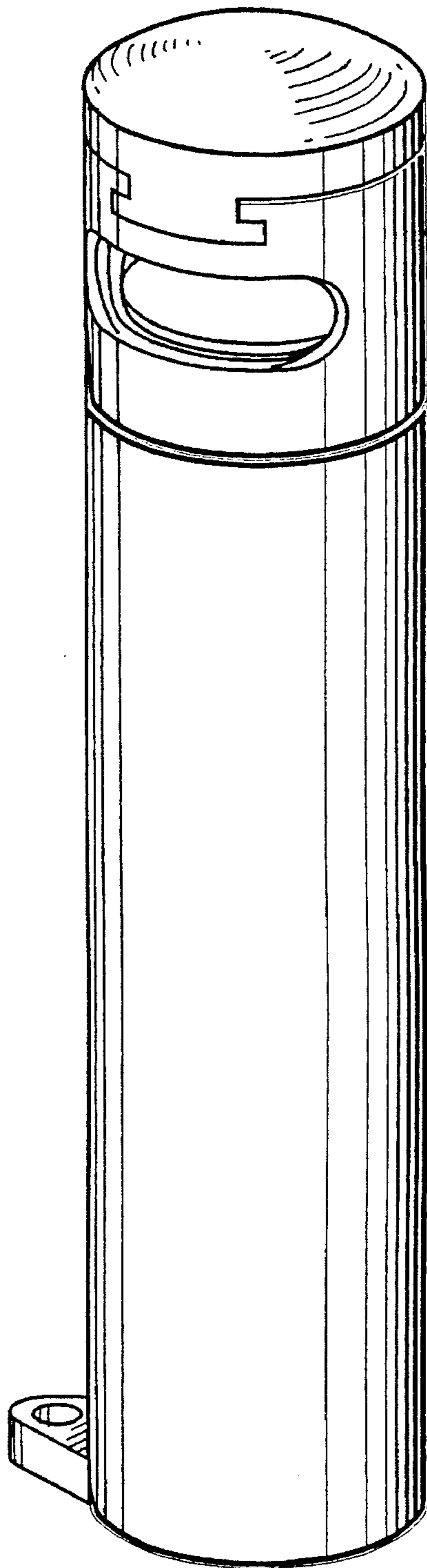


FIG. 2




FIG. 3




FIG. 4

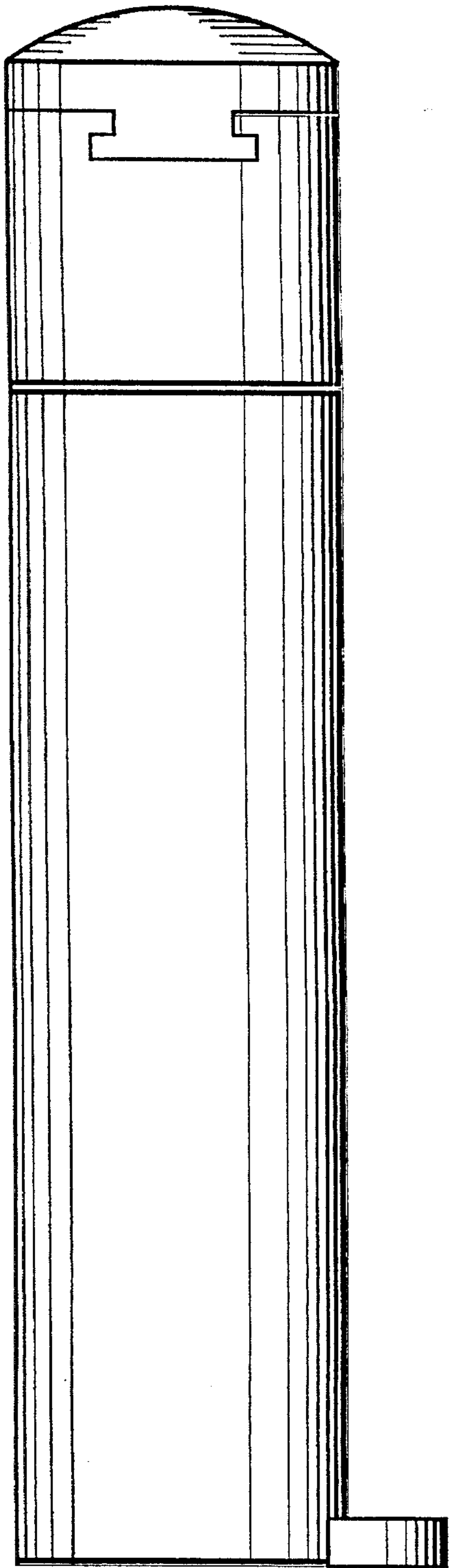


FIG. 5




FIG. 6

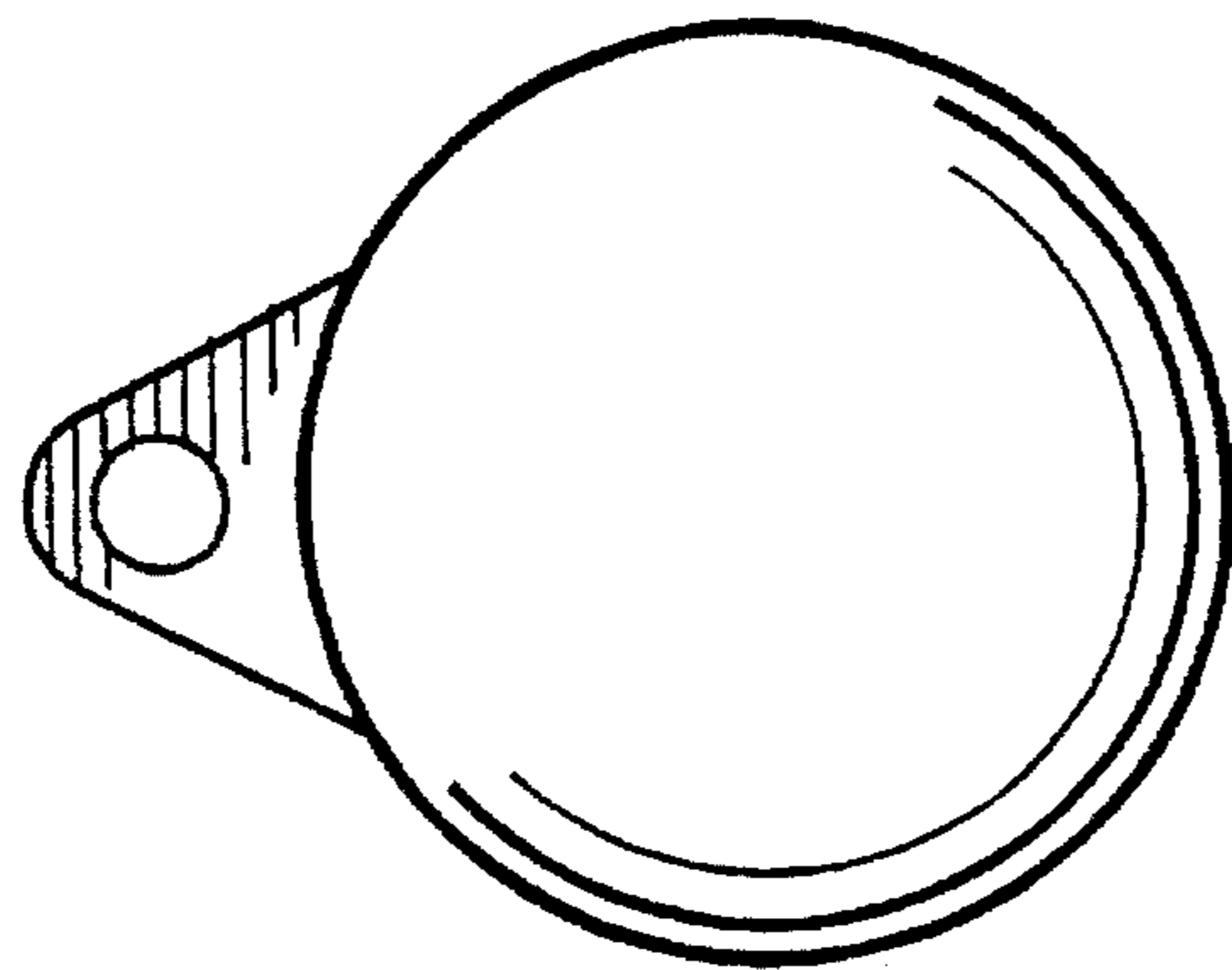


FIG. 7

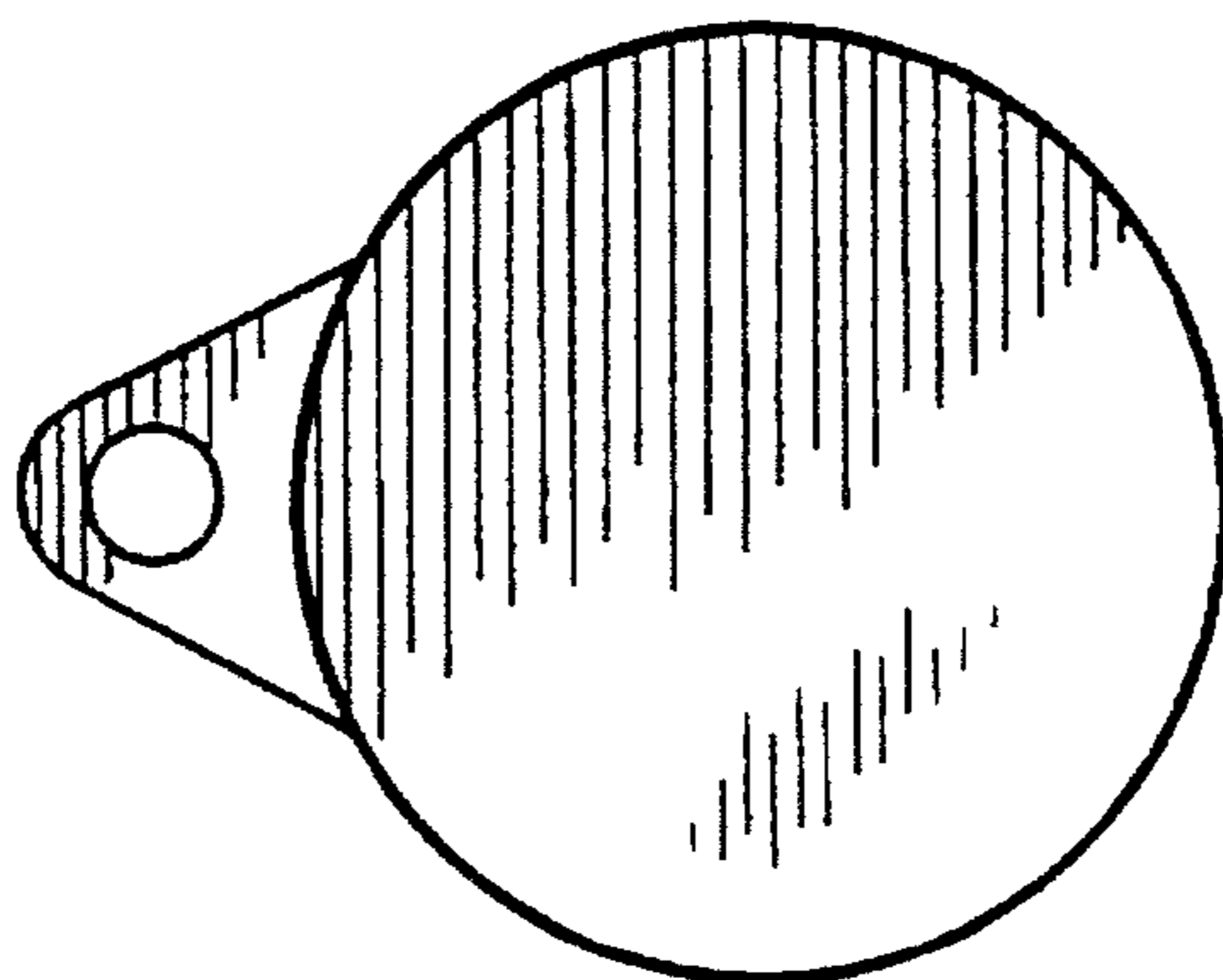


FIG. 8

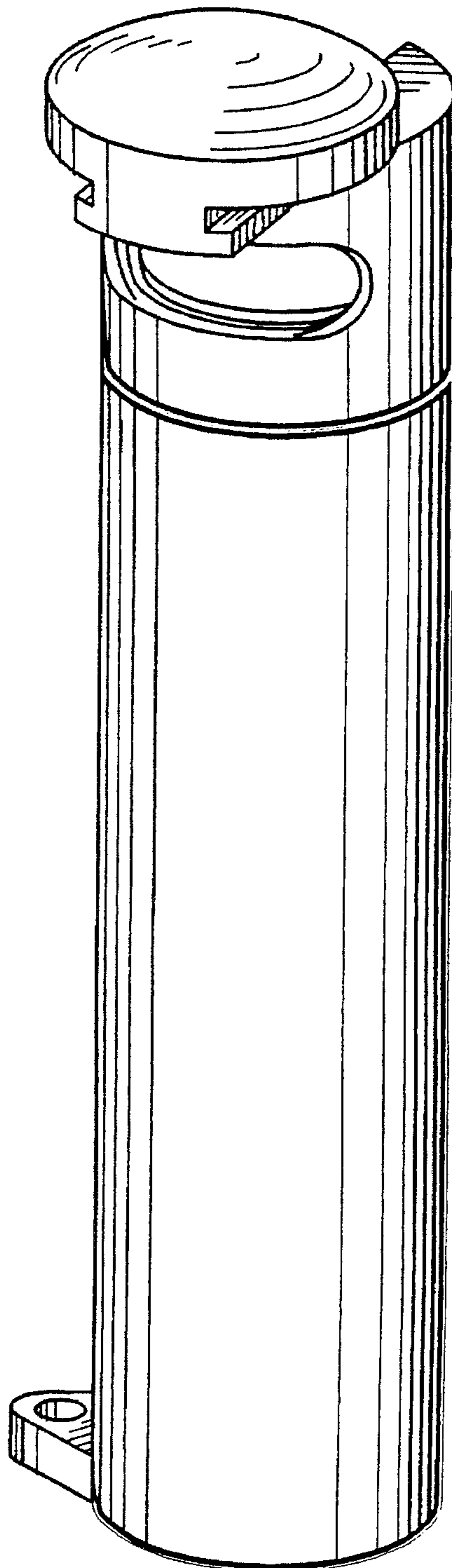


FIG. 9

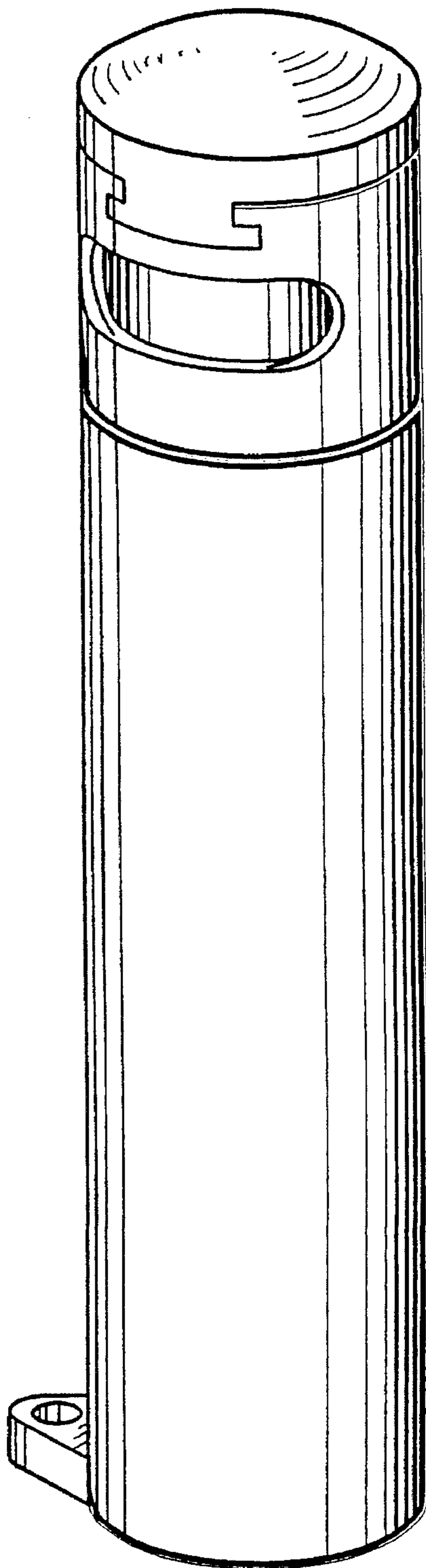


FIG. 10

