



US00D366826S

# United States Patent [19]

Heithaus

[11] Patent Number: **Des. 366,826**

[45] Date of Patent: **\*\*Feb. 6, 1996**

[54] **MERCHANDISE DISPLAY FIXTURE**

[75] Inventor: **James G. Heithaus**, St. Louis, Mo.

[73] Assignee: **The James Group, Inc.**, Earth City, Mo.

[\*\*] Term: **14 Years**

[21] Appl. No.: **21,634**

[22] Filed: **Apr. 20, 1994**

[52] U.S. Cl. .... **D8/396**

[58] Field of Search ..... D8/394, 396, 397, D8/382, 385, 399; D13/156; 411/34, 42, 180, 181, 967, 968; 403/342, 343

[56] **References Cited**

**U.S. PATENT DOCUMENTS**

D. 221,376	8/1971	Tildesley	.....	D8/385
D. 222,469	10/1971	Plummer	.....	D13/156
D. 262,863	2/1982	Barnsdale	.....	D8/385
D. 298,605	11/1988	Colgan et al.	.....	D8/382
D. 326,259	5/1992	Studenski	.....	D13/156
3,204,679	9/1965	Walsh	.....	411/180
3,498,353	3/1970	Barry	.....	411/180

3,750,525	8/1973	Waters et al.	.....	411/34
4,143,579	3/1979	Ziayler, Jr.	.....	411/42
4,582,444	4/1986	Miskinis	.....	403/342 X

*Primary Examiner*—Prabhakar G. Deshmukh  
*Assistant Examiner*—Paula Mortimer  
*Attorney, Agent, or Firm*—Senniger, Powers, Leavitt & Roedel

[57] **CLAIM**

The ornamental design for a merchandise display fixture, as shown and described.

**DESCRIPTION**

FIG. 1 is a front elevational view of a merchandise display fixture showing my new design, a pole on which the fixture mounts being shown in phantom;  
FIG. 2 is a rear elevational view thereof;  
FIG. 3 is a right side elevational view thereof;  
FIG. 4 is a left side elevational view thereof;  
FIG. 5 is a bottom plan view thereof;  
FIG. 6 is a top plan view thereof; and,  
FIG. 7 is a front elevational view of the merchandise display fixture illustrated in FIGS. 1-6 disassembled.

**1 Claim, 2 Drawing Sheets**

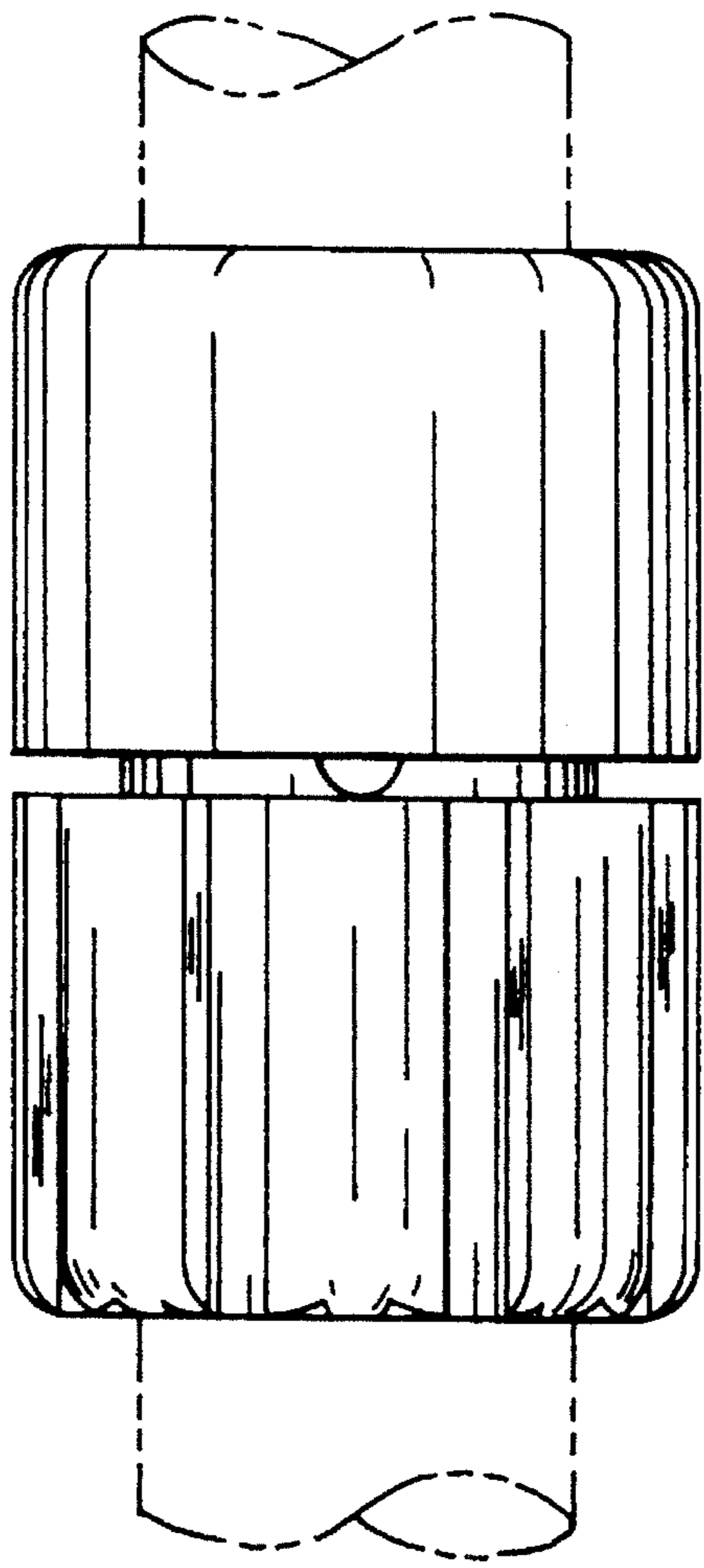


FIG. 1

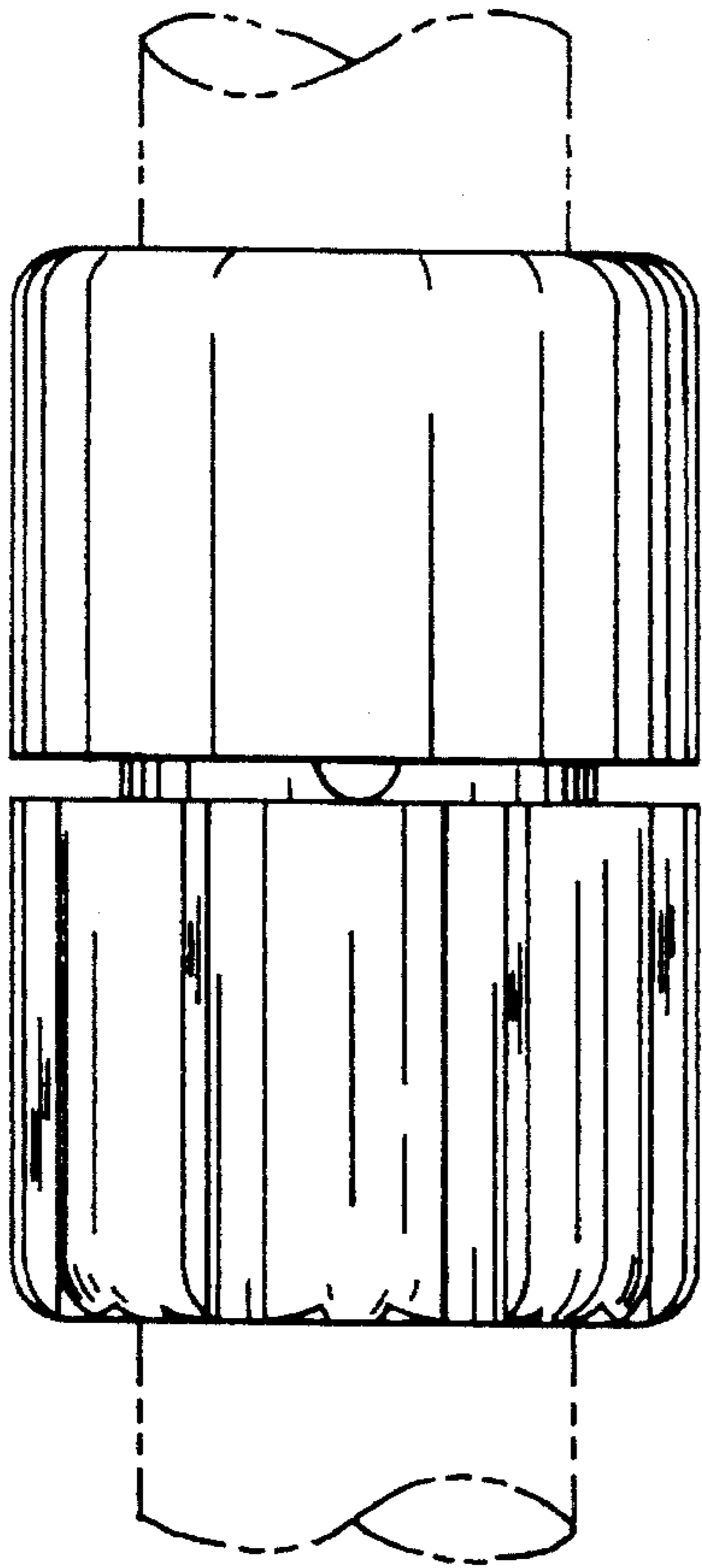


FIG. 2



FIG. 4

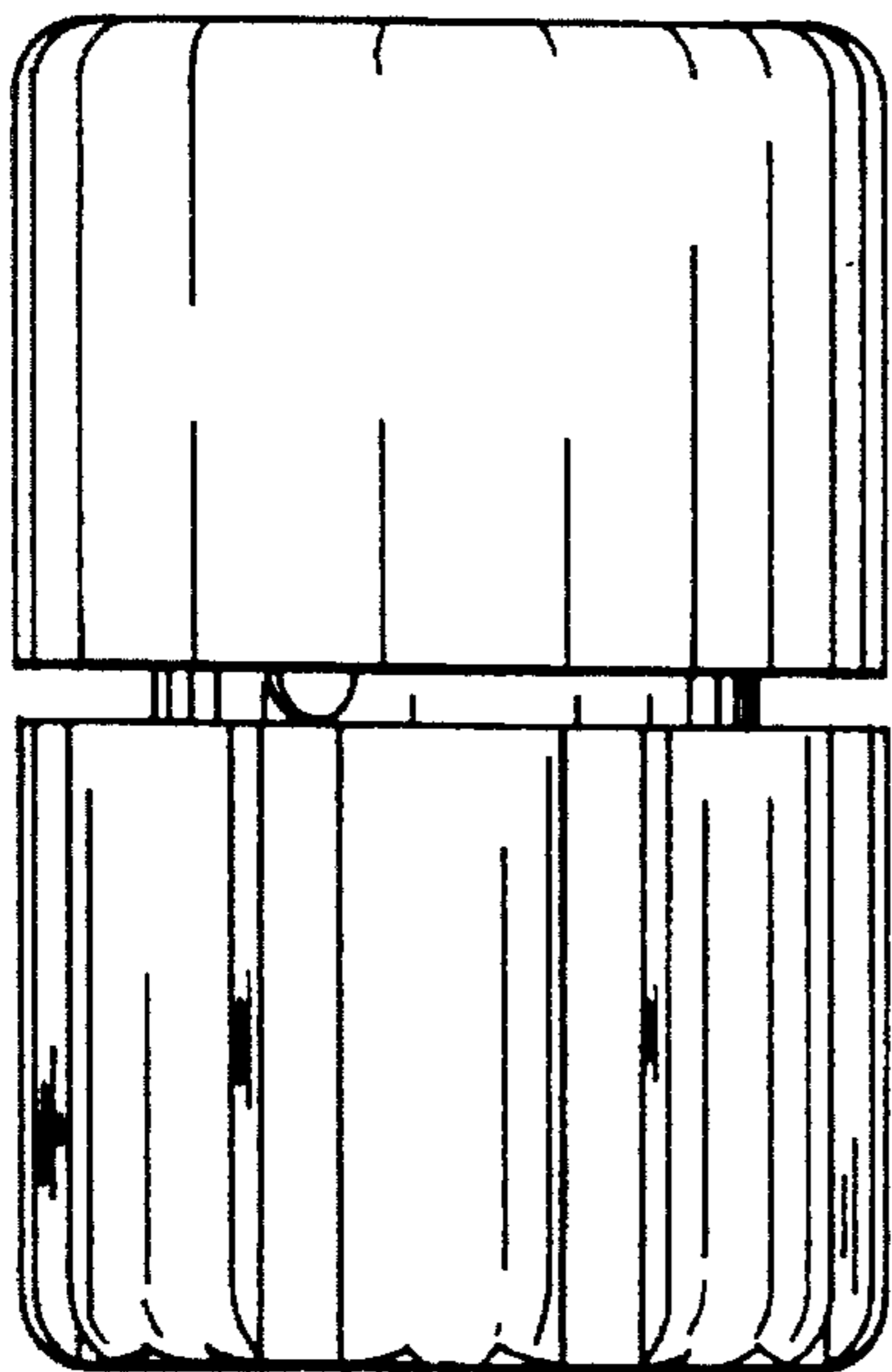


FIG. 3




FIG. 5

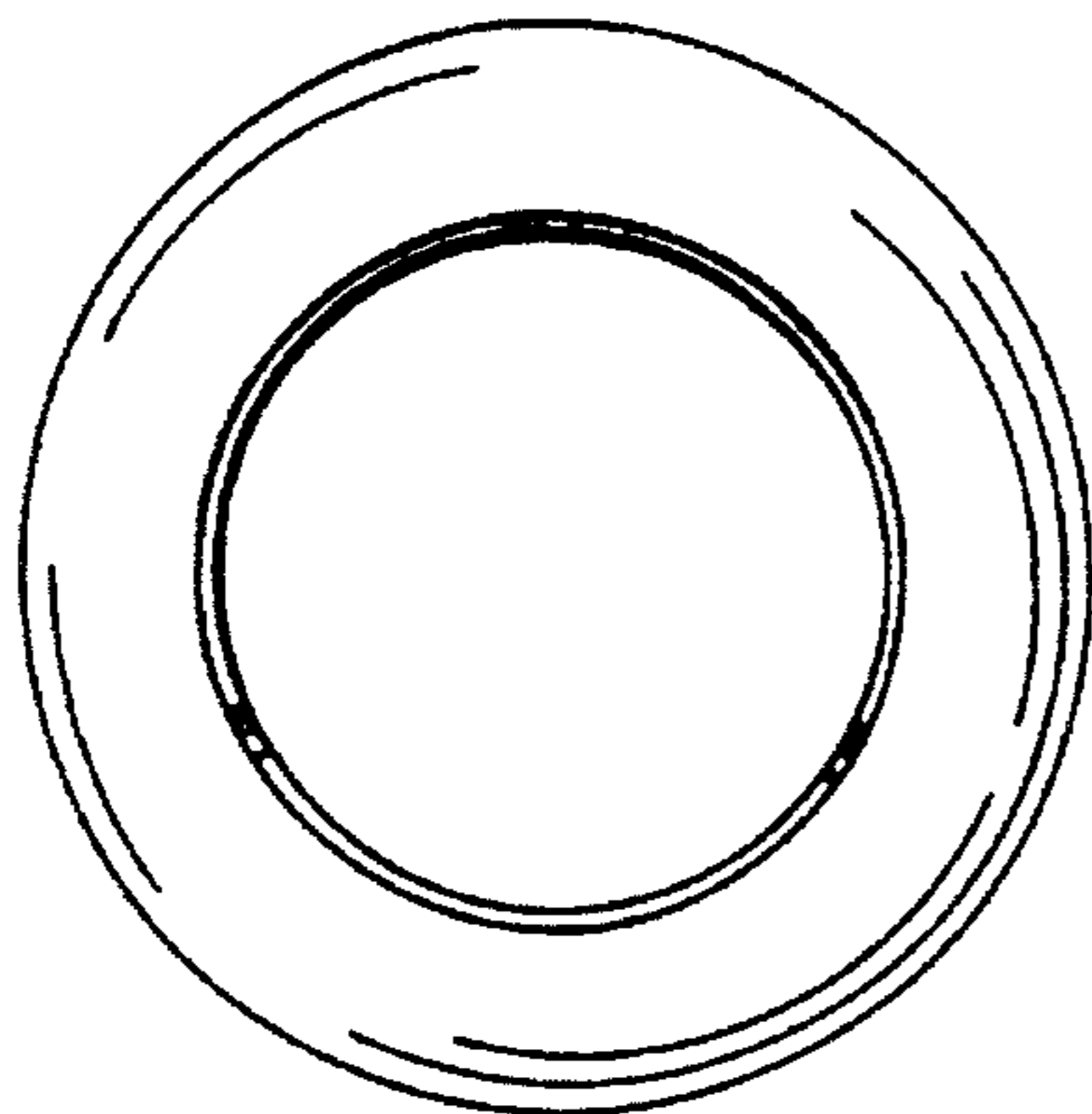


FIG. 6




FIG. 7

