



US00D366821S

**United States Patent** [19]  
**Ainscough**

[11] **Patent Number: Des. 366,821**  
[45] **Date of Patent: \*\*Feb. 6, 1996**

[54] **HINGE WING COVER**

- [75] Inventor: **Frances G. H. Ainscough, McHenry, Ill.**
- [73] Assignee: **Newell Operating Company, Freeport, Ill.**
- [\*\*] Term: **14 Years**
- [21] Appl. No.: **26,683**
- [22] Filed: **Aug. 3, 1994**
- [52] U.S. Cl. .... **D8/323**
- [58] Field of Search ..... **D8/323-329, 300, D8/350, 351, 400-499, DIG. 1; D6/300; 16/250, 251, 223, 372, 387, 388, DIG. 4**

[56] **References Cited**

**U.S. PATENT DOCUMENTS**

|            |         |              |       |           |
|------------|---------|--------------|-------|-----------|
| D. 123,891 | 12/1940 | Pellegrin    | ..... | D8/DIG. 8 |
| D. 182,889 | 5/1958  | Fremstad     | ..... | D8/329    |
| D. 188,485 | 8/1960  | Clayton      | ..... | D8/329    |
| D. 209,387 | 11/1967 | Maize        | ..... | D8/329    |
| D. 218,013 | 7/1970  | Pawlow       | ..... | D8/329    |
| D. 235,847 | 7/1975  | Clayton      | ..... | D8/327    |
| D. 246,431 | 11/1977 | Clayton      | ..... | D8/327    |
| D. 248,493 | 7/1941  | Curtiss, Jr. | ..... | 16/251    |

**OTHER PUBLICATIONS**

Belwith Cabinet Hardware Cat. No. 278, c 1978, p. 13—item No. P. 294.  
Hi Home Hardware price List No. S116 Apr. 1, 1982, p. 15: Chateau hinge.

*Primary Examiner*—Ted Shooman  
*Assistant Examiner*—C. Tuttle  
*Attorney, Agent, or Firm*—Foley & Lardner

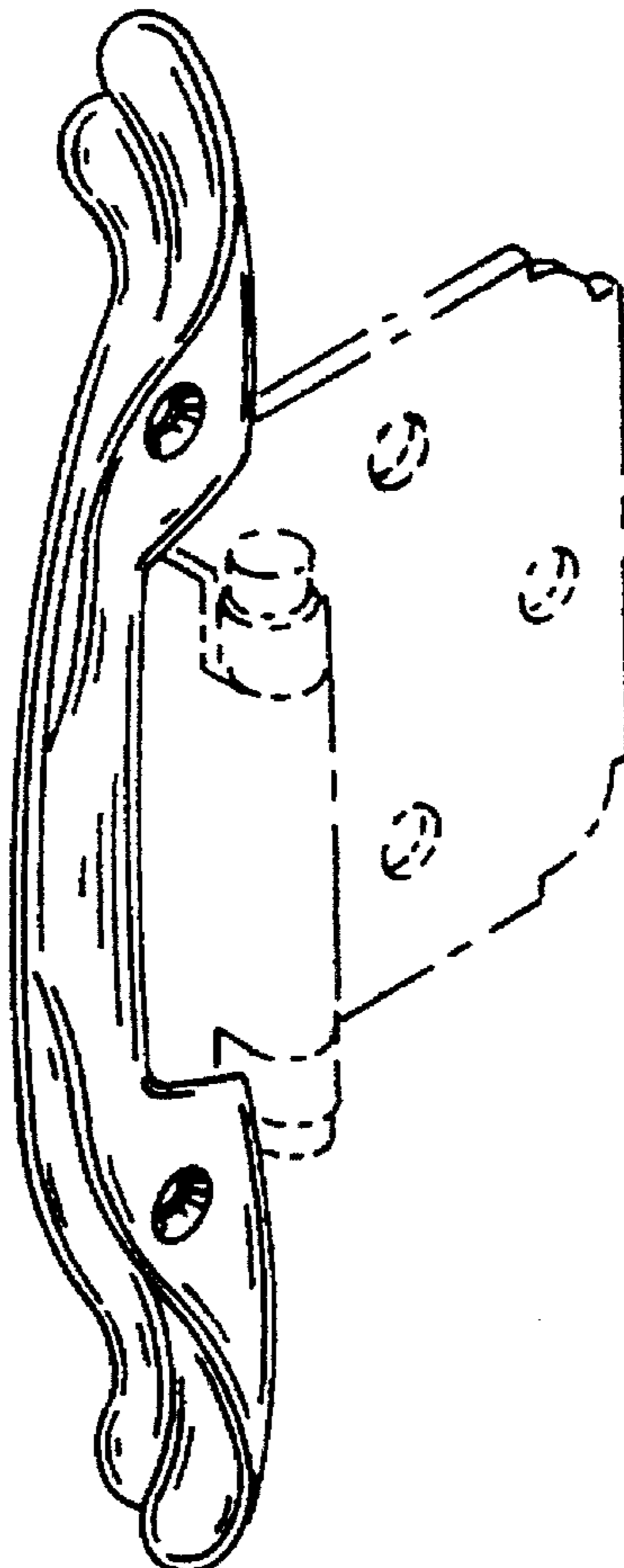
[57] **CLAIM**

The ornamental design for a hinge wing cover, as shown and described.

**DESCRIPTION**

FIG. 1 is a perspective view of a hinge wing cover showing my new design, a typical hinge being shown in broken lines to illustrate the relation of the cover to the hinge;  
FIG. 2 is an enlarged rear view of the hinge wing cover;  
FIG. 3 is a left aide elevational view thereof;  
FIG. 4 is a front view thereof; and,  
FIG. 5 is a right side elevation view thereof.  
The broken line showing of the hinge is for illustrative purposes only and forms no part of the claimed design.

**1 Claim, 1 Drawing Sheet**



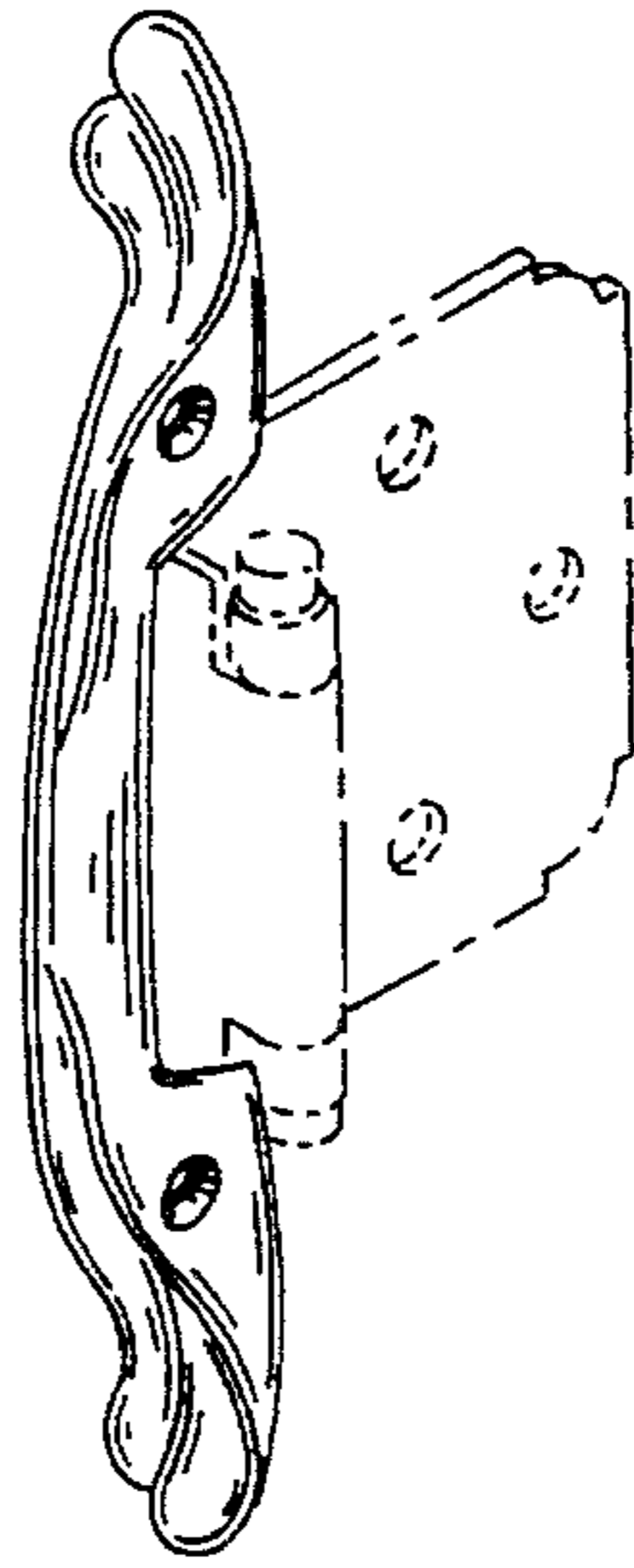


FIG. 1



FIG. 2




FIG. 3




FIG. 4

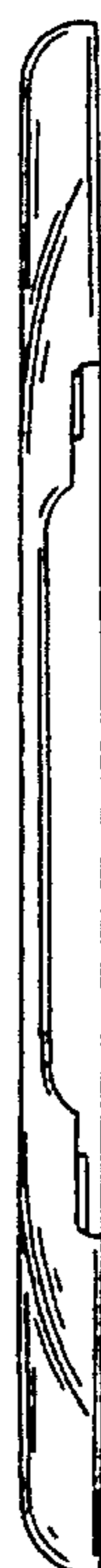


FIG. 5