



US00D366817S

**United States Patent** [19]  
**Sampson**

[11] **Patent Number: Des. 366,817**

[45] **Date of Patent: \*\*Feb. 6, 1996**

[54] **COMBINED BUFFET PLATE AND CUP HOLDER**

*Primary Examiner*—Terry A. Wallace  
*Attorney, Agent, or Firm*—Richard P. Stitt

[76] Inventor: **James D. Sampson**, 426 Camden Dr.,  
Salina, Kans. 67401

[57] **CLAIM**

[\*\*] Term: **14 Years**

The ornamental design for a combined buffet plate and cup holder, as shown and described.

[21] Appl. No.: **30,626**

**DESCRIPTION**

[22] Filed: **Nov. 3, 1994**

[52] U.S. Cl. .... **D7/701; D7/549**

[58] Field of Search ..... D7/701-708, 543-549;  
206/217, 557, 558, 562-565; 220/23.83,  
23.86, 575; 211/71; 294/146, 159, 172

FIG. 1 is a top, right side perspective view of a combined buffet plate and cup holder showing my new design, the cup shown in broken lines for illustrative purposes only and forming no part of the claimed design;

FIG. 2 is a right side elevational view thereof;

FIG. 3 is a left side elevational view thereof;

FIG. 4 is a front elevational view thereof;

FIG. 5 is a rear elevational view thereof;

FIG. 6 is a top plan view thereof; and,

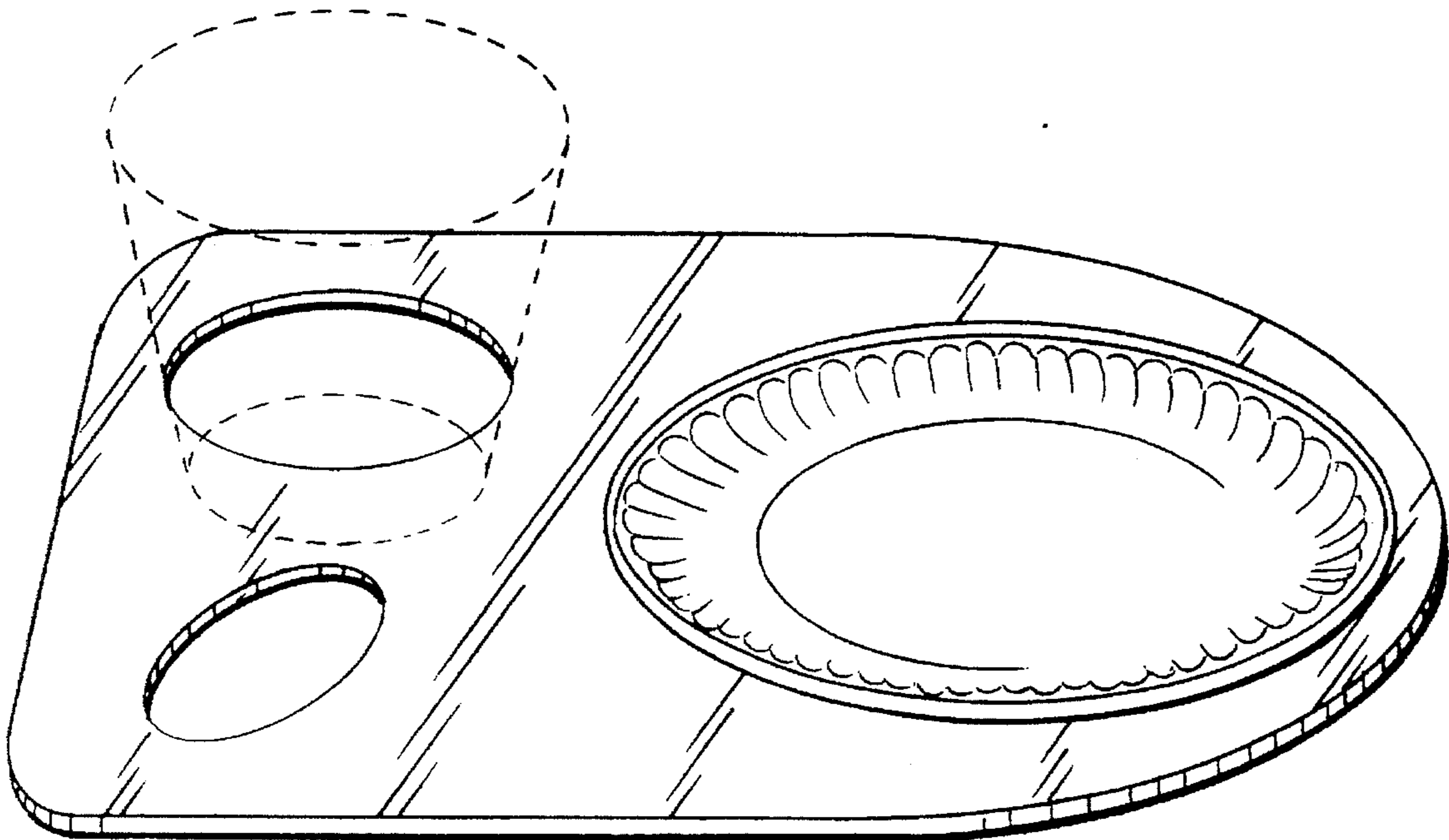
FIG. 7 is a bottom plan view thereof.

[56] **References Cited**

**U.S. PATENT DOCUMENTS**

D. 87,682	8/1932	Porter	.....	D7/543
4,867,331	9/1989	Task	.....	220/23.83 X
5,114,038	5/1992	Laumann geb Quensen	.....	220/575
5,335,787	8/1994	Finchum et al.	.....	220/575 X

**1 Claim, 2 Drawing Sheets**



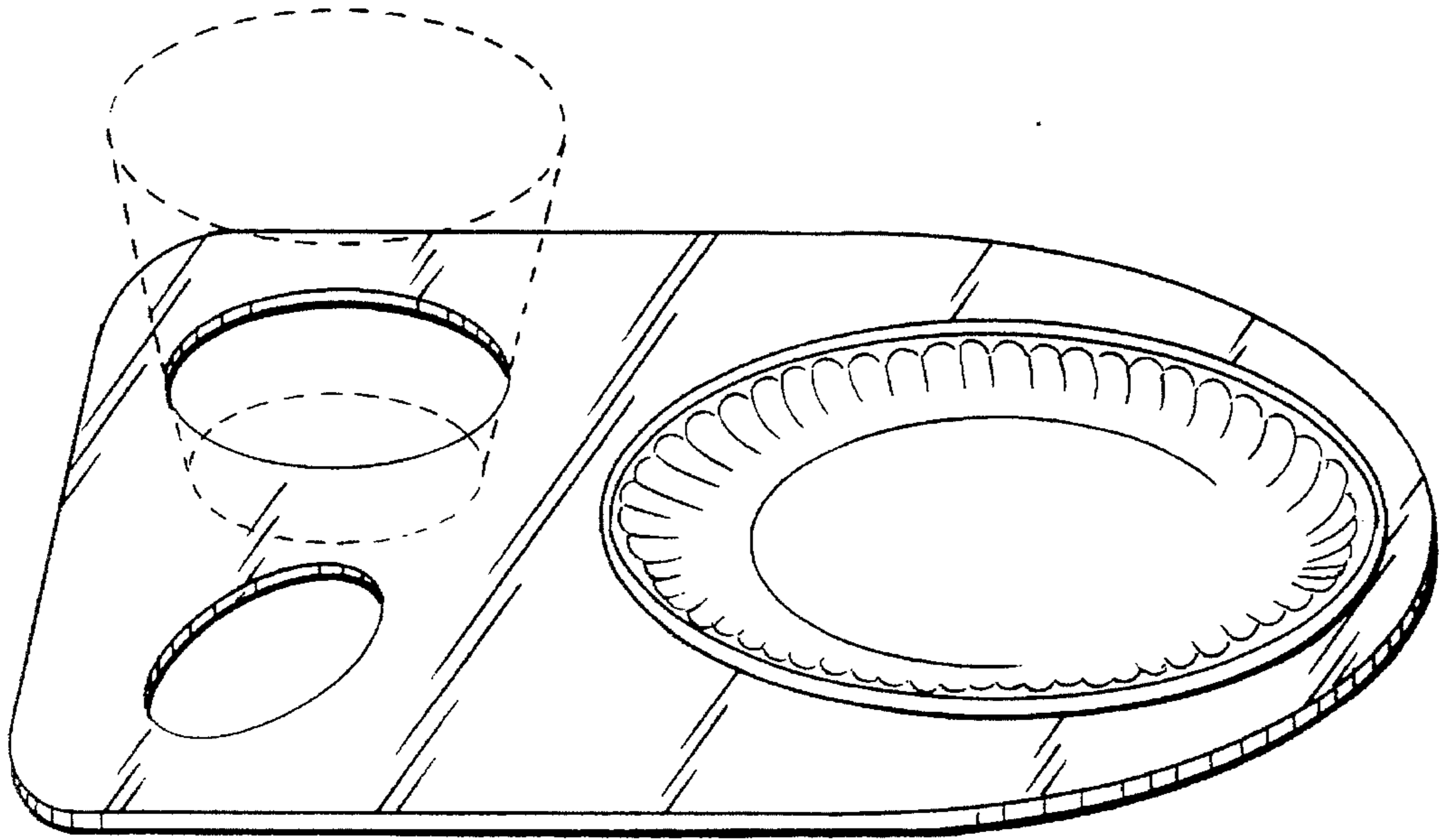


FIG. 1



FIG. 2



FIG. 3



FIG. 4



FIG. 5

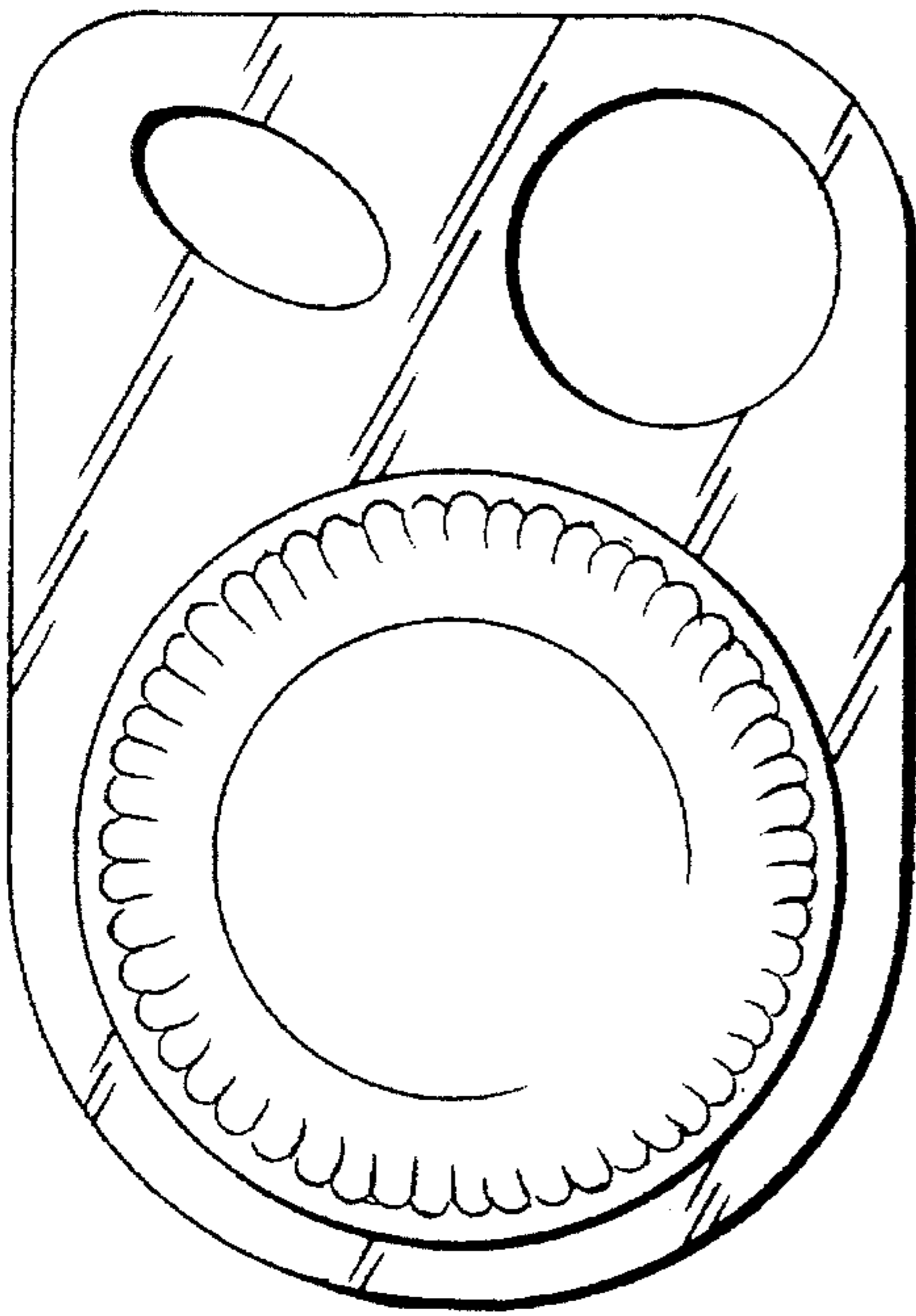


FIG. 6

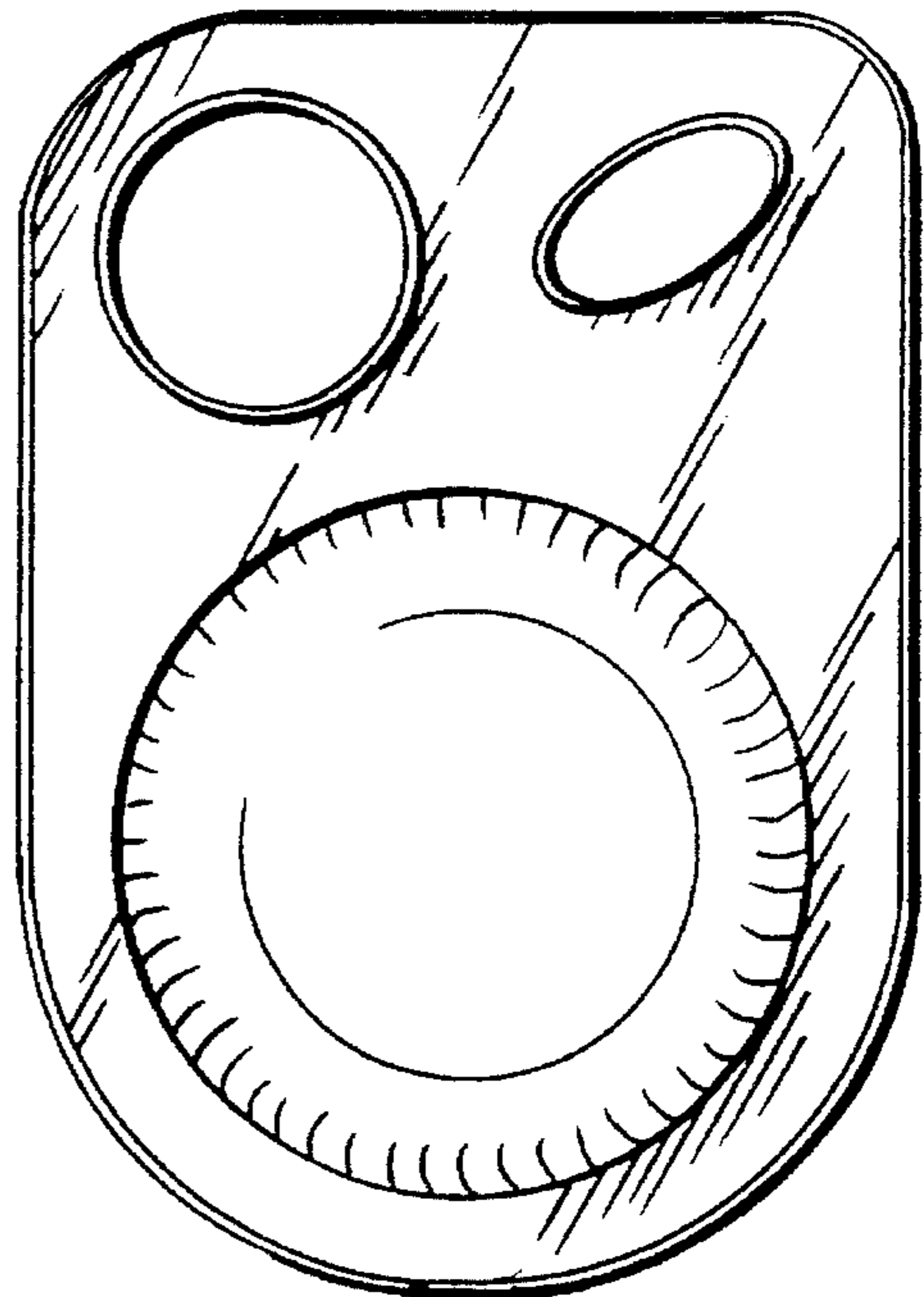


FIG. 7