



US00D366806S

United States Patent [19]

Durst

[11] Patent Number: **Des. 366,806**

[45] Date of Patent: ****Feb. 6, 1996**

[54] **FOOT-SHAPED BAKING PAN**

[76] Inventor: **Paul T. Durst**, 716 Antrim Rd.,
Louisville, Ky. 40207

[**] Term: **14 Years**

[21] Appl. No.: **20,501**

[22] Filed: **Mar. 28, 1994**

[52] U.S. Cl. **D7/354; D7/675**

[58] Field of Search D7/354, 550, 551,
D7/571, 579, 672, 675; D3/201, 304, 905;
D9/314, 341; 99/425, 426, 324, 325, 339,
345, 445

[56] **References Cited**

U.S. PATENT DOCUMENTS

D. 75,533	6/1928	Taylor	D9/314
D. 110,032	6/1938	McKay	37/354
D. 138,358	7/1944	Weeks	D7/550
D. 153,445	4/1949	Permenter	D7/551
D. 173,322	10/1954	Patrick	D7/354
D. 208,172	7/1967	Morrison	D9/314
D. 210,970	5/1968	Rasmusson	D7/672

D. 210,971	5/1968	Rasmusson	D7/672
D. 265,708	8/1982	O'Dell	D7/354
D. 289,248	4/1987	Joaquin	D7/672
D. 289,959	5/1987	Sauer	D7/672
3,060,494	10/1962	Noble	99/426 X
3,780,978	12/1973	Proul	99/426 X

Primary Examiner—Alan P. Douglas
Assistant Examiner—Caron D. Veynar
Attorney, Agent, or Firm—Camoriano & Smith

[57] **CLAIM**

The ornamental design for a foot-shaped baking pan, as shown.

DESCRIPTION

FIG. 1 is a perspective view of a foot-shaped baking pan showing my new design;
FIG. 2 is a top view thereof;
FIG. 3 is a left side view thereof;
FIG. 4 is a front view thereof, which is a mirror image of the back view thereof;
FIG. 5 is a right side view thereof; and,
FIG. 6 is a bottom view thereof.

1 Claim, 1 Drawing Sheet

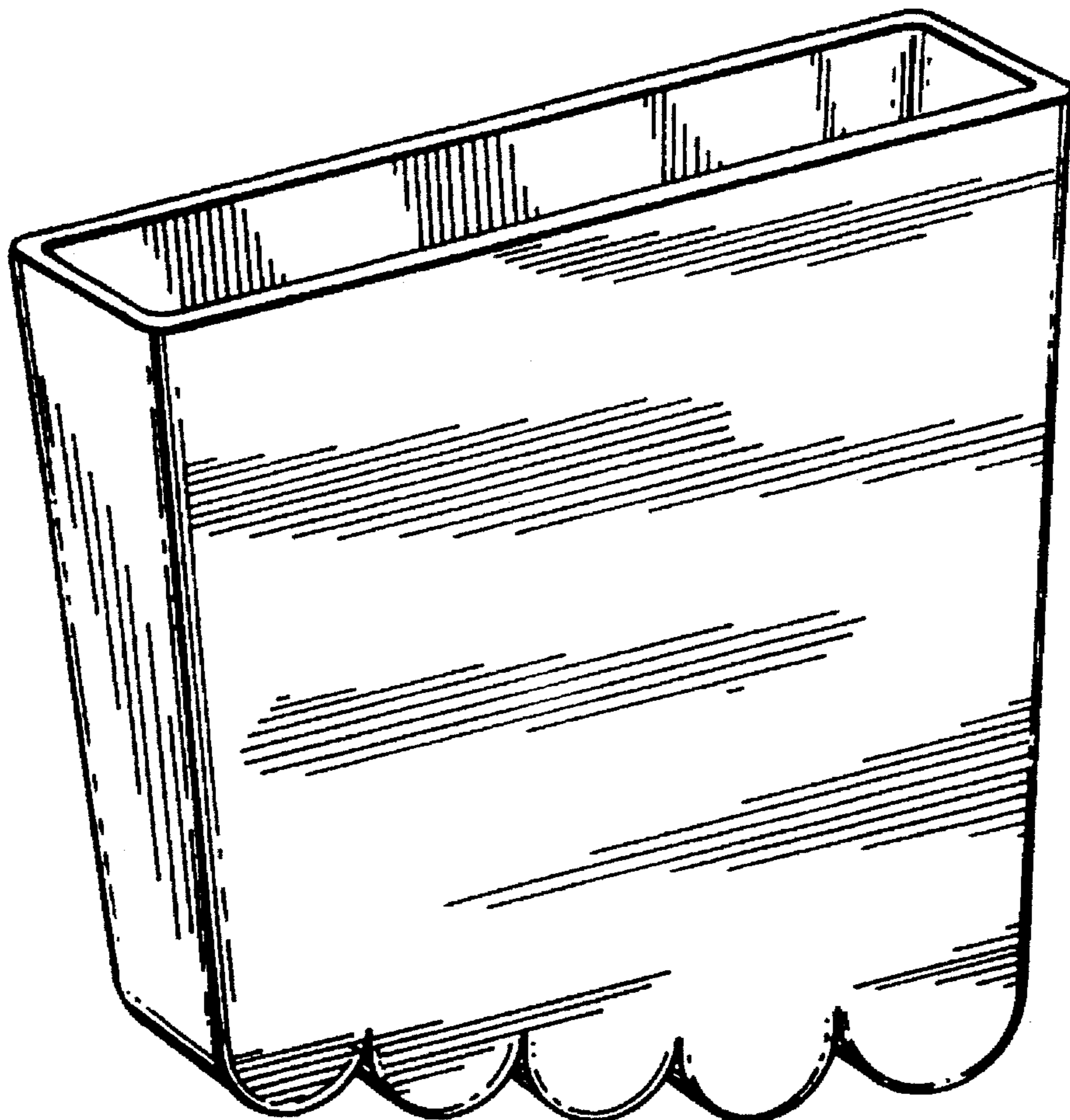


FIG. 1

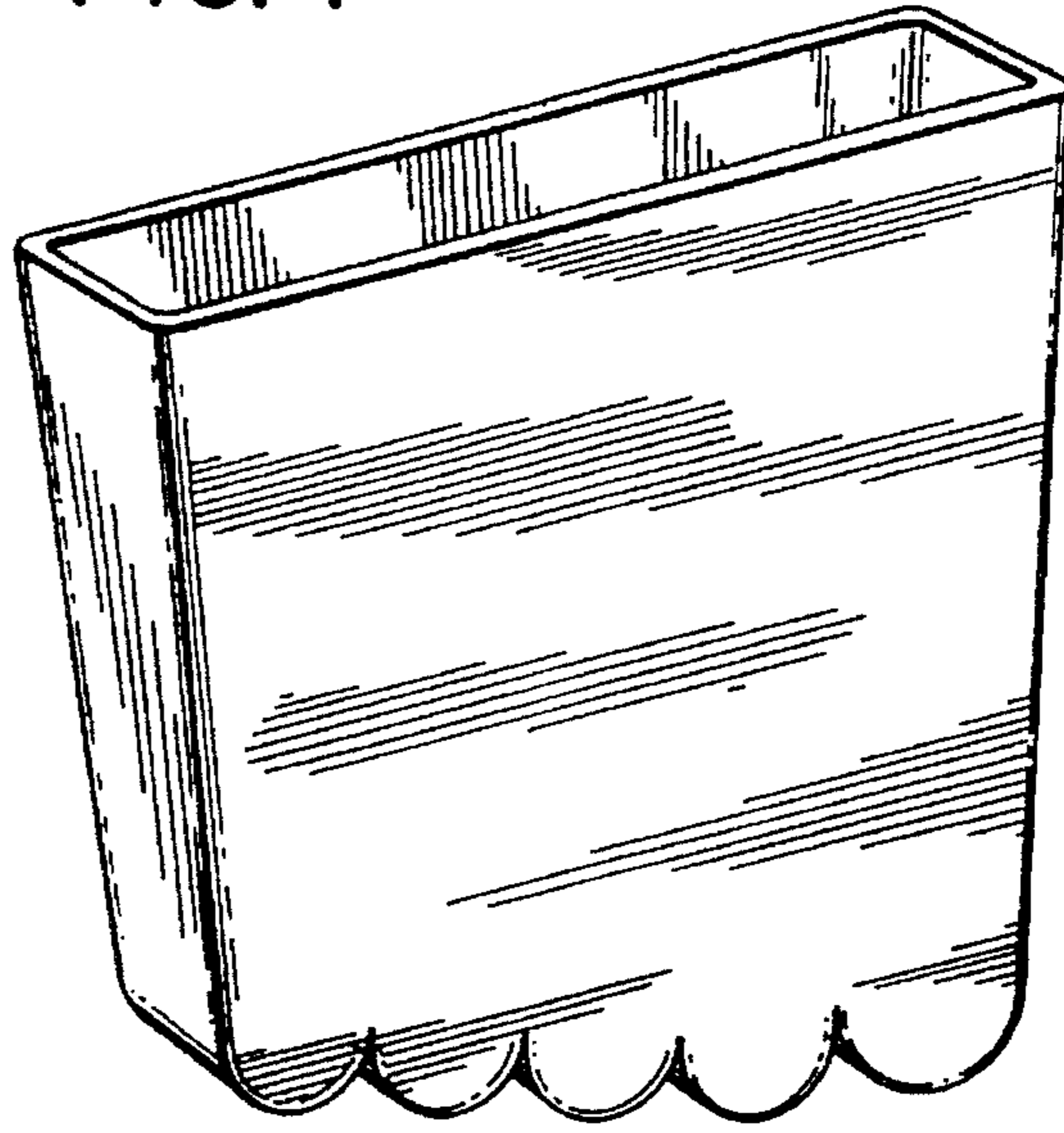


FIG. 2



FIG. 3



FIG. 4

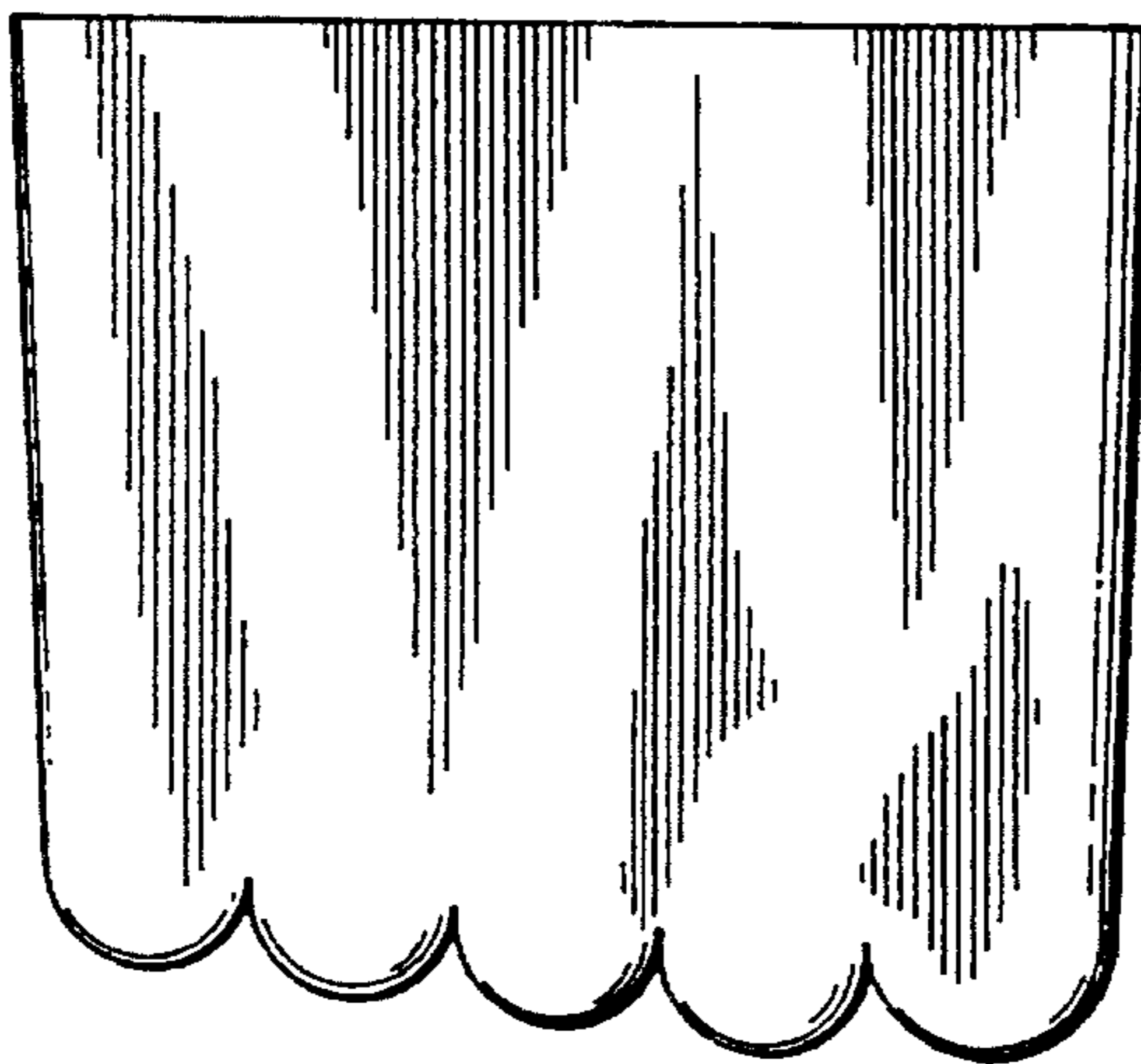


FIG. 5



FIG. 6

