



US00D366794S

# United States Patent [19]

[11] Patent Number: **Des. 366,794**

Lee

[45] Date of Patent: **\*\*Feb. 6, 1996**

[54] **NOVELTY DENTAL HYGIENE ACCESSORY HOLDER**

4,995,511 2/1991 Evans ..... 206/362.1

[76] Inventor: **Thelma I. Lee**, 138 Westgate Cir., Santa Rosa, Calif. 95401

*Primary Examiner*—Brian N. Vinson  
*Attorney, Agent, or Firm*—David L. Baker; Rhodes & Ascolillo

[\*\*] Term: **14 Years**

### [57] CLAIM

[21] Appl. No.: **34,191**

The ornamental design for a novelty dental hygiene accessory holder, as shown and described.

[22] Filed: **Jan. 30, 1995**

### DESCRIPTION

[52] U.S. Cl. .... **D6/528**

[58] **Field of Search** ..... D6/528, 530, 534; 206/277, 362, 362.1, 362.2, 362.3, 457; 222/173; D11/157-158

FIG. 1 is a perspective view of a novelty dental hygiene accessory holder showing my new design therefor. The broken line drawings representing a glass, tube of toothpaste and toothbrushes are for purposes of illustration only and form no part of my design;


### [56] References Cited

#### U.S. PATENT DOCUMENTS

D. 185,776	7/1959	Renn et al. ....	D6/528
D. 270,407	9/1983	Ochwat .....	D6/528
D. 322,376	12/1991	Simpson .....	D6/528
D. 322,732	12/1991	Stabe .....	D6/528
D. 324,317	8/1992	Bornhoeft .....	D6/530
3,586,212	6/1971	Tzouras et al. ....	222/93

FIG. 2 is a front elevational view;  
FIG. 3 is a rear elevational view;  
FIG. 4 is a top plan view;  
FIG. 5 is a left side elevational view;  
FIG. 6 is a right side elevational view; and,  
FIG. 7 is a bottom plan view.

**1 Claim, 3 Drawing Sheets**






FIG. 1

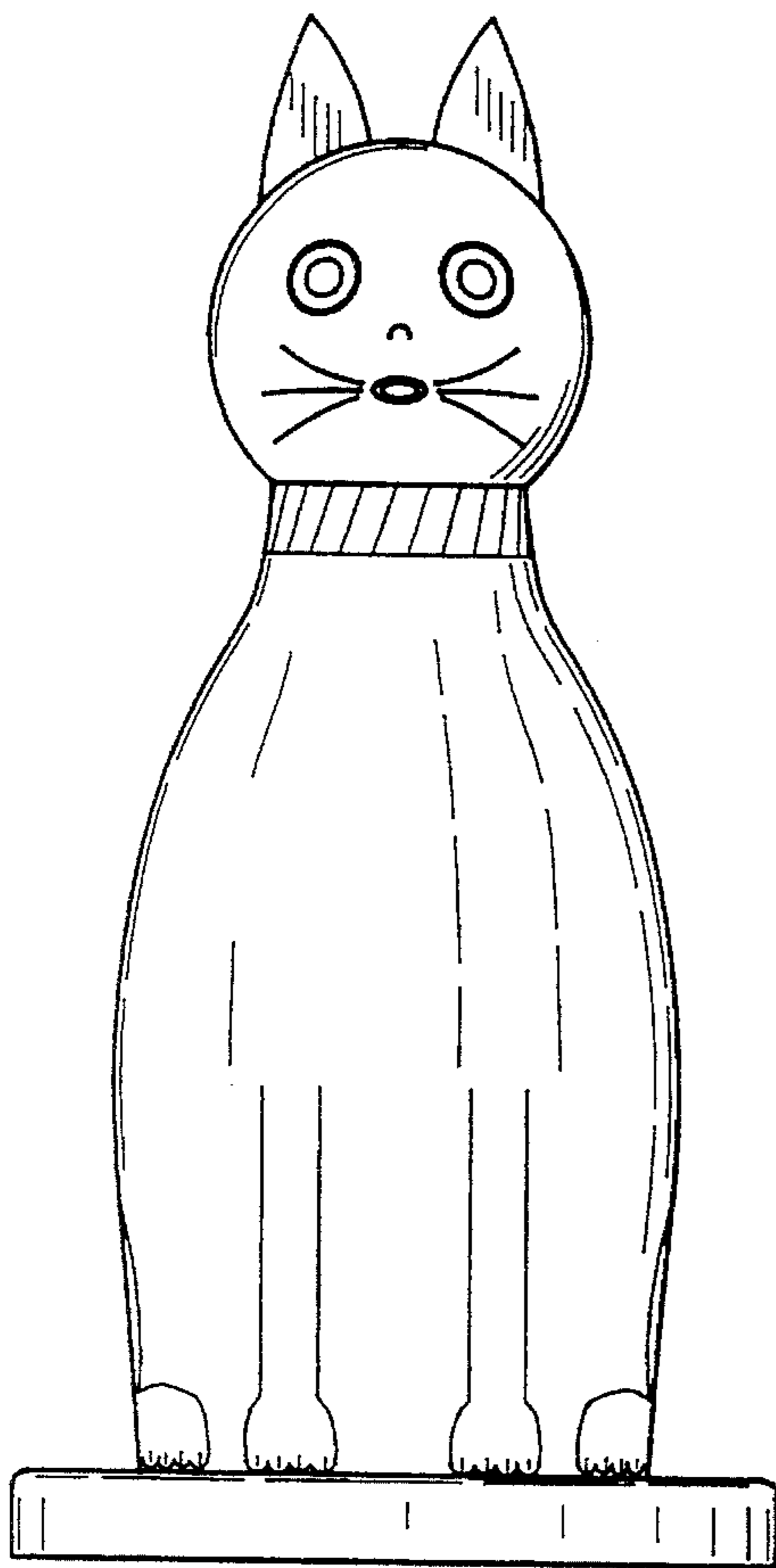


FIG. 2

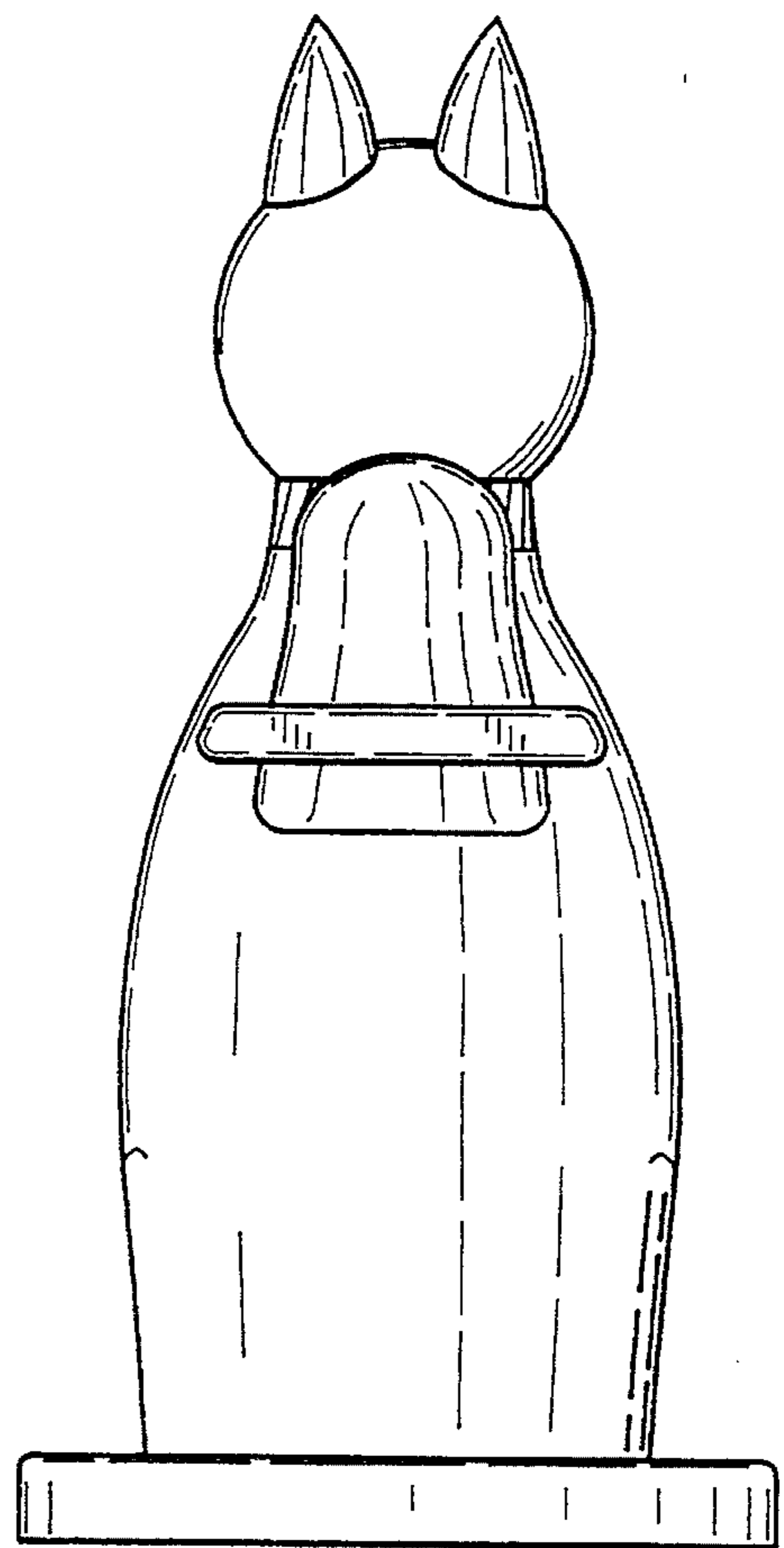


FIG. 3




FIG. 4




FIG. 5

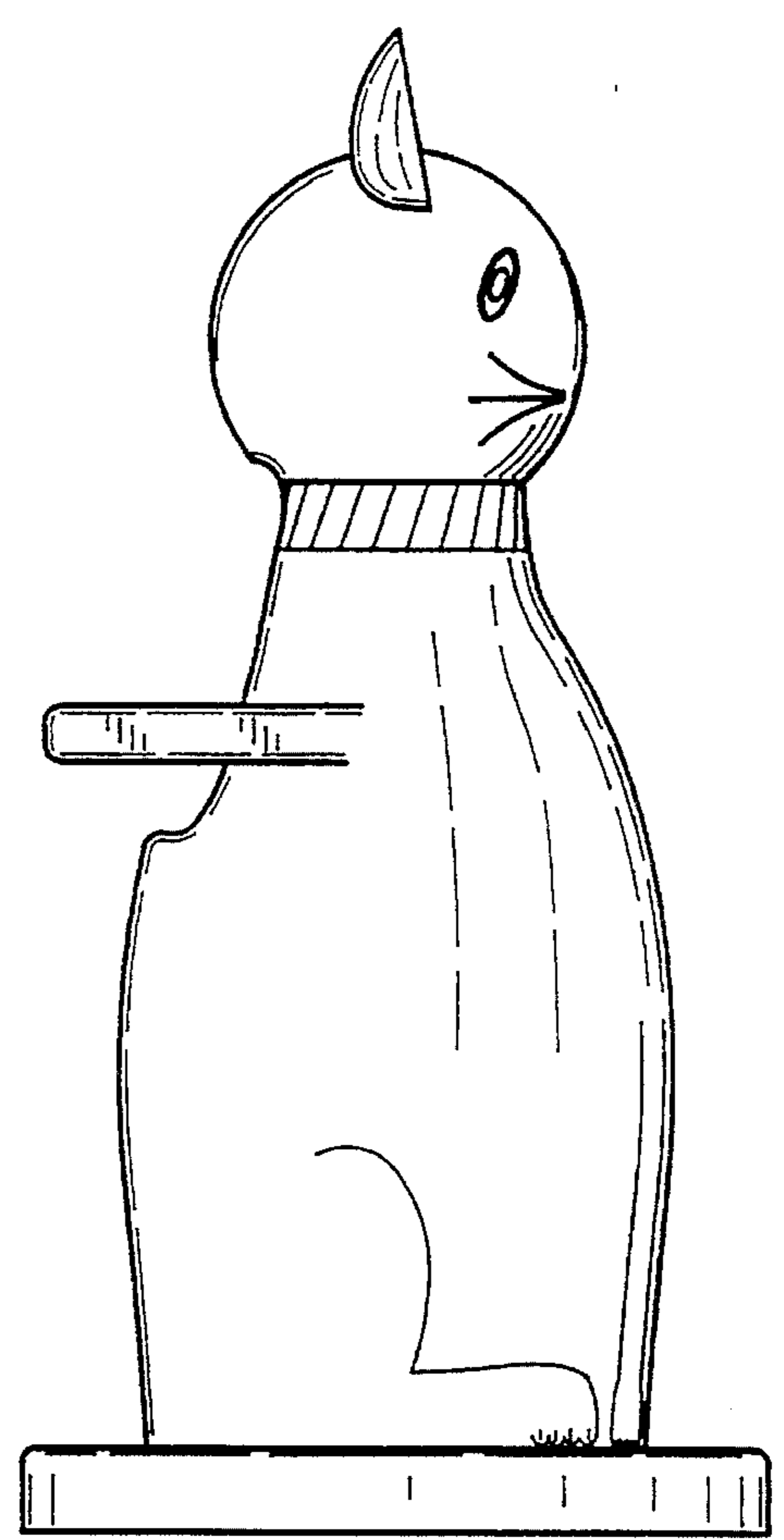


FIG. 6

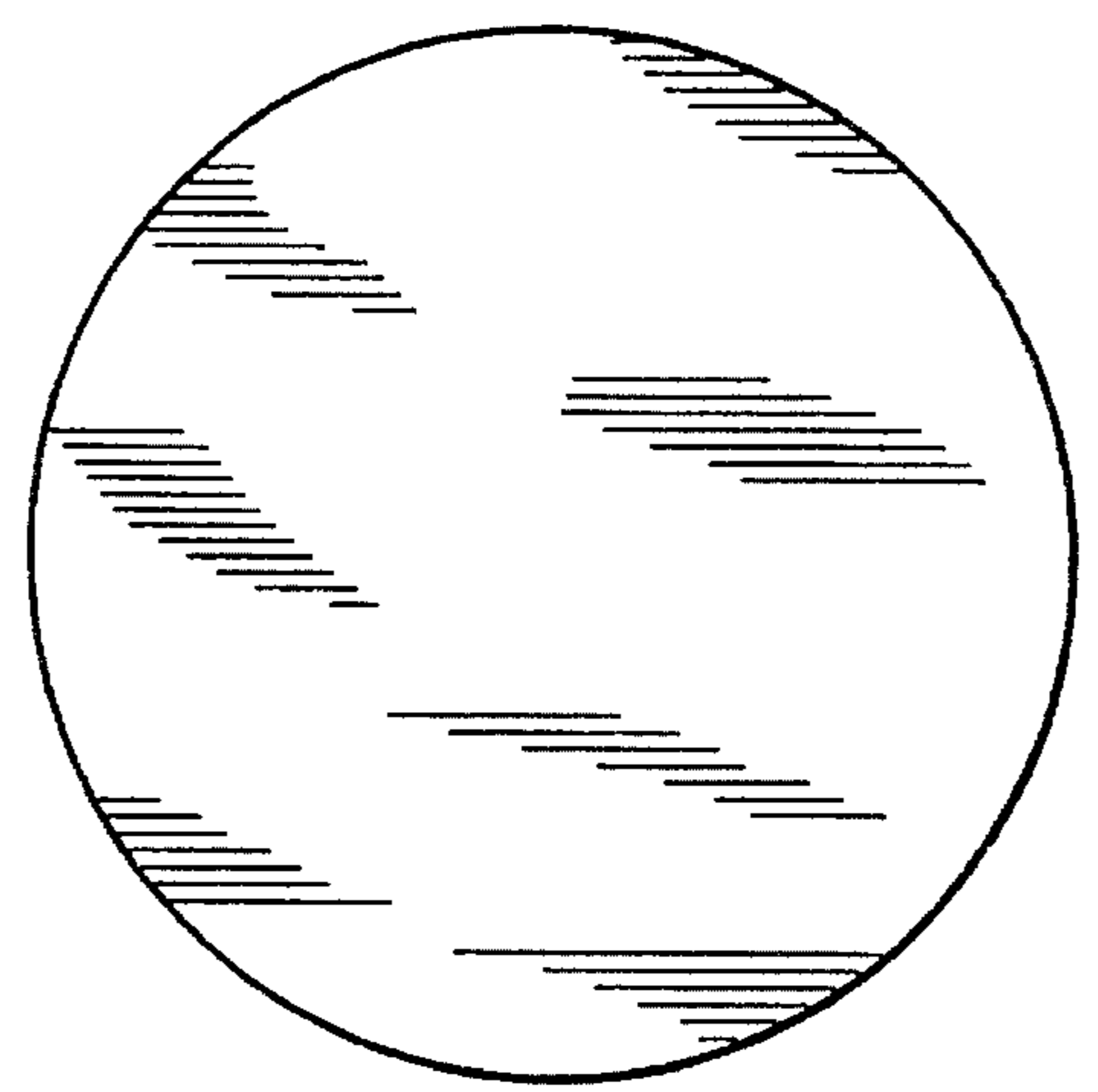


FIG. 7