



US00D366790S

# United States Patent [19] Grosfillex

[11] Patent Number: **Des. 366,790**

[45] Date of Patent: **\*\*Feb. 6, 1996**

[54] TABLE LEG

D. 208,052 7/1967 Jakobsen ..... D6/498  
D. 335,789 5/1993 Adams ..... D6/495

[75] Inventor: **Raymond Grosfillex**, Oyonnax, France

### OTHER PUBLICATIONS

[73] Assignee: **Grosfillex Sarl**, Oyonnax, France

Jardin, five page product information sheet (see p. 4, Honolulu table).

[\*\*] Term: **14 Years**

*Primary Examiner*—Janice E. Seeger  
*Attorney, Agent, or Firm*—Dowell & Dowell

[21] Appl. No.: **32,145**

[22] Filed: **Dec. 8, 1994**

### [57] CLAIM

### [30] Foreign Application Priority Data

The ornamental design for a table leg, as shown and described.

Jun. 9, 1994 [WO] WIPO ..... DMA/002538

[52] U.S. Cl. .... **D6/495**; D6/498; D6/499

### DESCRIPTION

[58] Field of Search ..... D6/480-489, 495-499;  
248/188.7, 188.8; 108/150, 153, 156, 161

FIG. 1 is a front perspective view of a table leg showing my new design;

### [56] References Cited

FIG. 2 is a left side view thereof, and of which a view taken from the left side is a mirror image;

#### U.S. PATENT DOCUMENTS

FIG. 3 is a top plan view thereof; and,

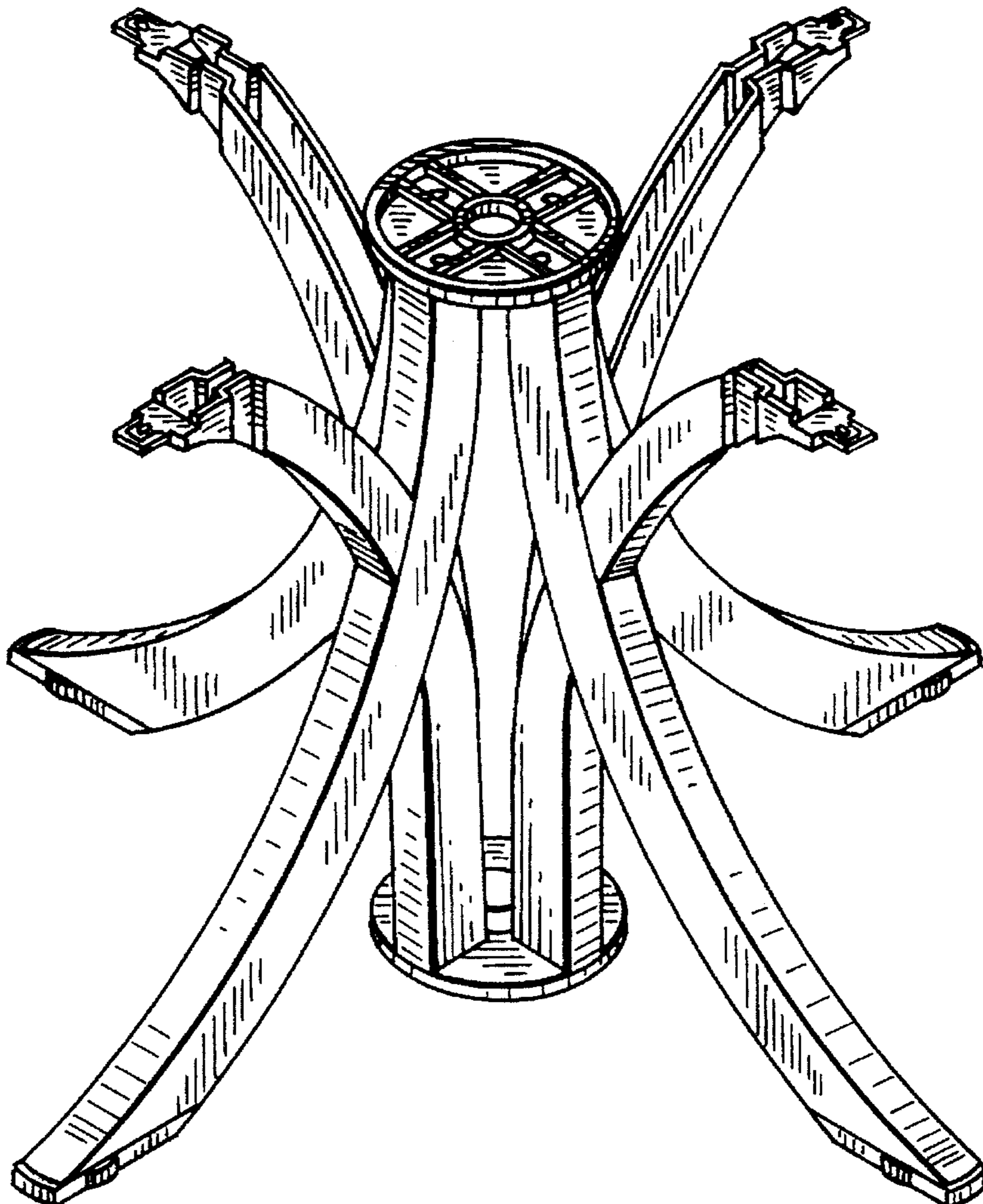
D. 147,902 11/1947 Gray ..... D6/498

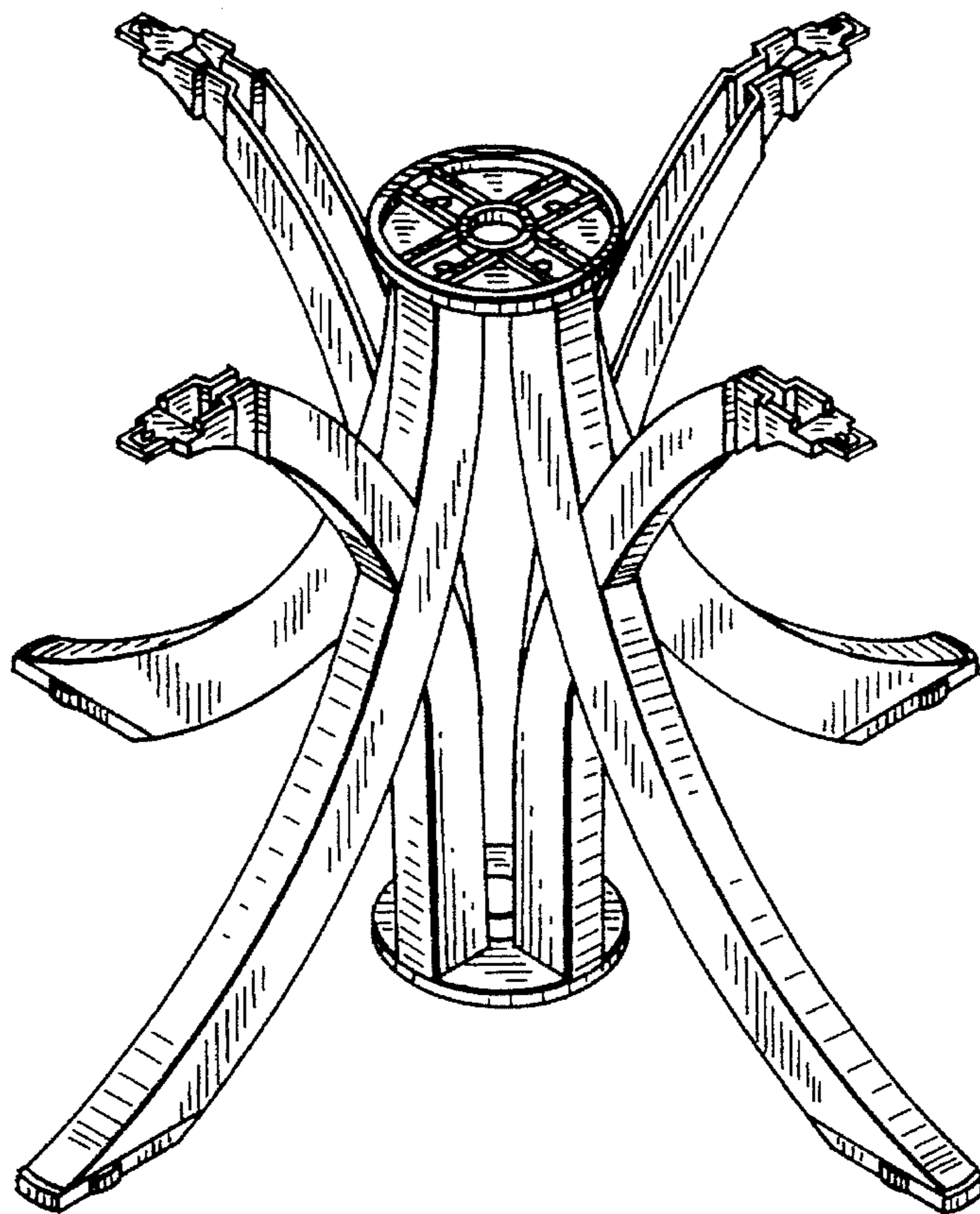
FIG. 4 is a bottom plan view thereof.

D. 165,139 11/1951 Duer ..... D6/499

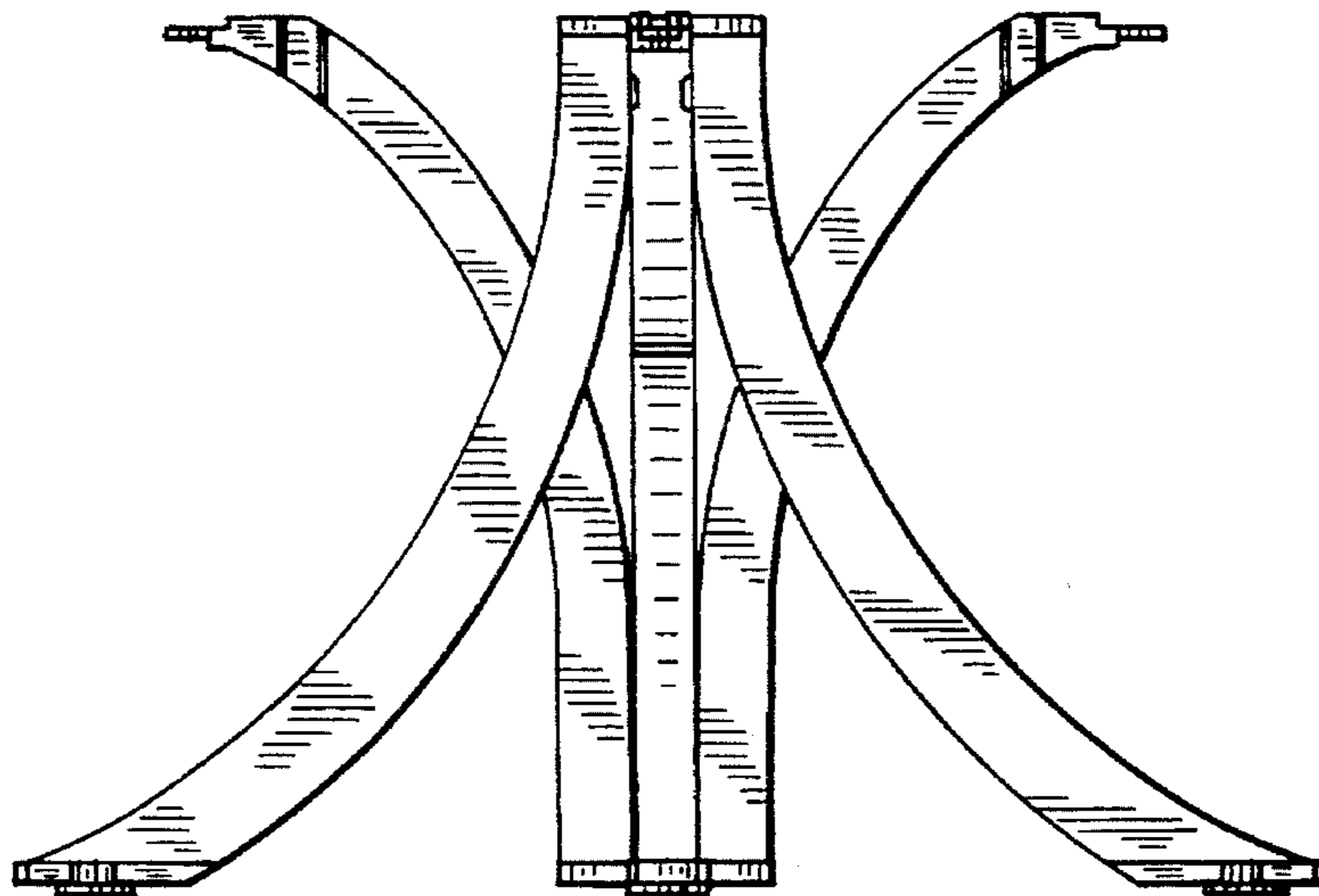
D. 199,315 10/1964 Smith, Jr. .... D6/498

**1 Claim, 2 Drawing Sheets**





*FIG. 1*



*FIG. 2*




FIG. 3




FIG. 4