



US00D366784S

United States Patent [19]
Rosebrock

[11] **Patent Number: Des. 366,784**
[45] **Date of Patent: **Feb. 6, 1996**

[54] **CABINET**
[75] **Inventor: Paul A. Rosebrock**, Morganton, N.C.
[73] **Assignee: Henredon Furniture Industries, Inc.**,
Morganton, N.C.
[**] **Term: 14 Years**
[21] **Appl. No.: 23,827**
[22] **Filed: Jun. 1, 1994**
[52] **U.S. Cl. D6/436**
[58] **Field of Search D6/396, 432-448,**
D6/449

No. 4.
"The Ethan Allen Treasury", Jun. 1994, p. 263, China Cabinet No. 1.

Primary Examiner—Alan P. Douglas
Assistant Examiner—Cathron B. Matta
Attorney, Agent, or Firm—Edgar A. Zarins; Malcolm L. Sutherland

[57] **CLAIM**

The ornamental design for a cabinet, as shown and described.

DESCRIPTION

FIG. 1 is a perspective view of a cabinet showing my new design;

FIG. 2 is a front elevational view thereof; and,

FIG. 3 is a left side view thereof, the opposite side being a mirror image of the side shown.

The broken line showing of the hardware located on the drawers and doors, and the ornamentation inside the pediment and directly beneath the pediment is for illustrative purposes only and forms no part of the claimed design.


[56] **References Cited**
U.S. PATENT DOCUMENTS

D. 257,197	10/1980	Sanchez	D6/438
D. 320,899	10/1991	Keller	D6/438
D. 343,306	1/1994	Keller	D6/438
D. 346,512	5/1994	Wegener	D6/438

OTHER PUBLICATIONS

"The Ethan Allen Treasury", 1988, p. 131, China Cabinet No. 4.
"The Ethan Allen Treasury", 1988, p. 128, China Cabinet

1 Claim, 3 Drawing Sheets






Fig-1




Fig-2

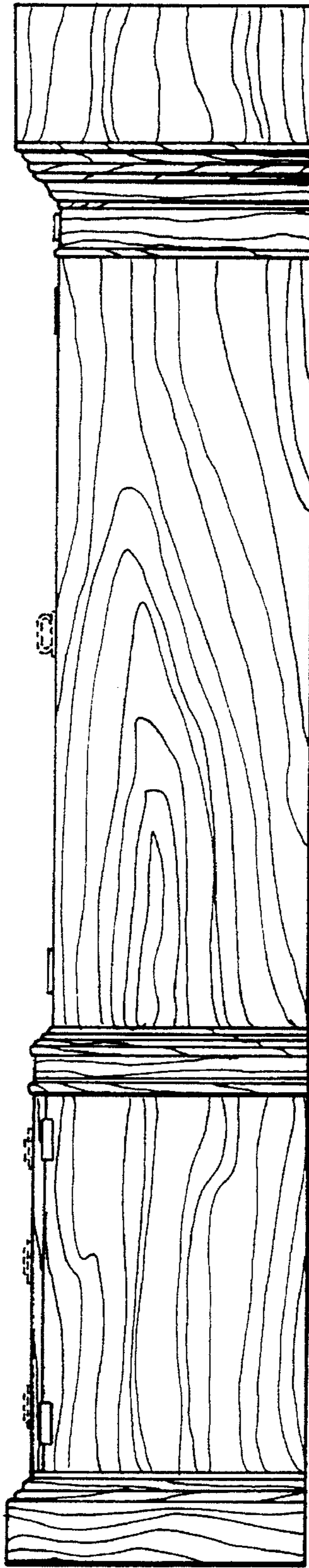


Fig-3